

# Lake Havasu City, AZ

## The National Community Survey

Report of Results  
2023

Report by:



Visit us online!  
[www.polco.us](http://www.polco.us)

## Table of Contents

About The NCS.....	1
Methods .....	3
Key Findings .....	6
Facets of Livability .....	7
Quality of Life .....	10
Governance .....	11
Economy.....	13
Mobility.....	15
Community Design .....	17
Utilities.....	19
Safety.....	20
Natural Environment .....	22
Parks and Recreation.....	24
Health and Wellness.....	26
Education, Arts, and Culture .....	28
Inclusivity and Engagement.....	30
Participation.....	32
Custom questions .....	33
National benchmarks.....	36
Full trends .....	42
Complete frequencies.....	54
Open participation survey – methods .....	86
Open participation survey – results.....	87

## About The NCS™

The National Community Survey™ (The NCS™) report is about the “livability” of Lake Havasu City. A livable community is a place that is not simply habitable, but that is desirable. It is not only where people do live, but where they want to live. The survey was developed by the experts from National Research Center at Polco.

Great communities are partnerships of the government, private sector, community-based organizations and residents, all geographically connected. The NCS captures residents’ opinions considering ten central facets of a community:

- Economy
- Mobility
- Community Design
- Utilities
- Safety
- Natural Environment
- Parks and Recreation
- Health and Wellness
- Education, Arts, and Culture
- Inclusivity and Engagement



POWERED BY POLCO



The report provides the opinions of a representative sample of 557 residents of the City of Lake Havasu City collected from November 14, 2023 to January 3, 2023. The margin of error around any reported percentage is 4% for all respondents and the response rate for the 2023 survey was 23%. Survey results were weighted so that the demographic profile of respondents was representative of the demographic profile of adults in Lake Havasu City.



## How the results are reported

For the most part, the percentages presented in the following tabs represent the “percent positive.” Most commonly, the percent positive is the combination of the top two most positive response options (i.e., excellent/good, very safe/somewhat safe, etc.). On many of the questions in the survey respondents may answer “don’t know.” The proportion of respondents giving this reply is shown in the full set of responses included in the tab “Complete data.” However, these responses have been removed from the analyses presented in most of the tabs. In other words, the tables and graphs display the responses from respondents who had an opinion about a specific item.

## Comparisons to benchmarks

NRC’s database of comparative resident opinion is comprised of resident perspectives gathered in surveys from over 500 communities whose residents evaluated the same kinds of topics on The National Community Survey. The comparison evaluations are from the most recent survey completed in each community in the last five years. NRC adds the latest results quickly upon survey completion, keeping the benchmark data fresh and relevant. The communities in the database represent a wide geographic and population range. In each tab, Lake Havasu City's results are noted as being “higher” than the benchmark, “lower” than the benchmark, or “similar” to the benchmark, meaning that the average rating given by Lake Havasu City residents is statistically similar to or different (greater or lesser) than the benchmark. Being rated as “higher” or “lower” than the benchmark means that Lake Havasu City's average rating for a particular item was more than 10 points different than the benchmark. If a rating was “much higher” or “much lower,” then Lake Havasu City's average rating was more than 20 points different when compared to the benchmark.

The survey was administered after the COVID-19 pandemic, a time of challenge for many local governments. While we provide comparisons to national benchmarks, it is important to note that much of the benchmark data was collected prior to or during the pandemic. This may impact how your City's 2023 ratings compare to other communities’ ratings from the past five years.

## Trends over time

Trend data for Lake Havasu City represent important comparison data and should be examined for improvements or declines.<sup>1</sup> Deviations from stable trends over time represent opportunities for understanding how local policies, programs, or public information may have affected residents' opinions. Changes between survey years have been noted with an arrow and the percent difference. If the difference is greater than five percentage points between the 2021 and 2023 surveys, the change is statistically significant.

1. In 2020, The NCS survey was updated to include new and refreshed items. Consequently, some of the trends may be impacted due to wording modifications that could have potentially altered the meaning of the item for the respondent.

## Methods

### Selecting survey recipients

All households within the City of Lake Havasu City were eligible to participate in the survey. A list of all households within the zip codes serving Lake Havasu City was purchased from Polco's mailing vendor, Go-Dog Direct, based on updated listings from the United States Postal Service. Since some of the zip codes that serve the City of Lake Havasu City households may also serve addresses that lie outside of the community, the exact geographic location of each housing unit was compared to community boundaries using the most current municipal boundary file. Addresses located outside of the City of Lake Havasu City boundaries were removed from the list of potential households to survey. From that list, addresses were randomly selected as survey recipients, with multi-family housing units (defined as those with a unit number) sampled at a rate of 5:3 compared to single family housing units.

An individual within each household was randomly selected using the "birthday method". The birthday method selects a person within the household by asking the "person who most recently had a birthday" to complete the questionnaire. The underlying assumption in this method is that day of birth has no relationship to the way people respond to surveys. This instruction was contained in the introduction of the survey.

### Conducting the survey

The 3,000 randomly selected households received mailings beginning on November 14, 2023 and data collection for the survey remained open for seven weeks. The first mailing was a postcard inviting the household to participate in the survey. The next mailing contained a cover letter with instructions, the survey questionnaire, and a postage-paid return envelope. The final mailing was a reminder postcard inviting the household one final time to participate in the survey. All mailings included a web link to give residents the opportunity to respond to the survey online, as well as QR codes to further encourage participation. All follow-up mailings asked those who had not completed the survey to do so, and those who had already done so to refrain from completing the survey again.

About 13% of the 2,800 mailed invitations or surveys were returned because the household address was vacant or the postal service was unable to deliver the survey as addressed. Of the remaining 2,448 households that received the invitations to participate, 557 completed the survey, providing an overall response rate of 23%. The response rate was calculated using AAPOR's response rate #2 for mailed surveys of unnamed persons.<sup>2</sup>

It is customary to describe the precision of estimates made from surveys by a "level of confidence" and accompanying "confidence interval" (or margin of error). A traditional level of confidence, and the one used here, is 95%. The 95% confidence interval can be any size and quantifies the sampling error or imprecision of the survey results because some residents' opinions are relied on to estimate all residents' opinions. The margin of error for the City of Lake Havasu City survey is no greater than plus or minus four percentage points around any given percent reported for all respondents (557 completed surveys).

In addition to the randomly selected "probability sample" of households, a link to an online open-participation survey was publicized by the City of Lake Havasu City. The open-participation survey was identical to the random sample survey, with two small updates; it asked a question to confirm the respondent was a resident of Lake Havasu City and also a question about where they heard about the survey. The open-participation survey was open to all city residents and became available on December 12, 2023. The survey remained open for three weeks. The data presented in the following tabs exclude the open participation survey data, but a tab at the end provides the complete frequency of responses to questions by the open-participation respondents.

## Analyzing the data

Responses from mailed surveys were entered into an electronic dataset using a “key and verify” method, where all responses are entered twice and compared to each other. Any discrepancies were resolved in comparison to the original survey form. Range checks as well as other forms of quality control were also performed. Responses from surveys completed on Polco were downloaded and merged with the mailed survey responses.

The demographics of the survey respondents were compared to those found in the 2020 Census and 2022 American Community Survey estimates for adults in the City of Lake Havasu City. The primary objective of weighting survey data is to make the survey respondents reflective of the larger population of the community. The characteristics used for weighting were age, sex, race, Hispanic origin, housing type, housing tenure, and area. No adjustments were made for design effects. Weights were calculated using an iterative, multiplicative raking model known as the ANES Weighting Algorithm.<sup>3</sup> The results of the weighting scheme for the probability sample are presented in the following table.

NRC aligns demographic labels with those used by the U.S. Census for reporting purposes, when possible. Some categories (e.g., age, race/Hispanic origin, housing type, and length of residency) are combined into smaller subgroups.

		Unweighted	Weighted	Target <sup>4</sup>
<b>Age</b>	18-34	<b>3%</b>	<b>14%</b>	<b>19%</b>
	35-54	<b>10%</b>	<b>24%</b>	<b>22%</b>
	55+	<b>87%</b>	<b>62%</b>	<b>58%</b>
<b>Hispanic origin</b>	No, not of Hispanic, Latino/a/x, or Spanish or..	<b>94%</b>	<b>87%</b>	<b>87%</b>
	Yes, I consider myself to be of Hispanic, Lati..	<b>6%</b>	<b>13%</b>	<b>13%</b>
<b>Housing tenure</b>	Own	<b>87%</b>	<b>74%</b>	<b>74%</b>
	Rent	<b>13%</b>	<b>26%</b>	<b>26%</b>
<b>Housing type</b>	Attached	<b>19%</b>	<b>22%</b>	<b>22%</b>
	Detached	<b>81%</b>	<b>78%</b>	<b>78%</b>
<b>Race &amp; Hispanic origin</b>	Not white alone	<b>12%</b>	<b>16%</b>	<b>17%</b>
	White alone, not Hispanic or Latino	<b>88%</b>	<b>84%</b>	<b>83%</b>
<b>Sex</b>	Man	<b>51%</b>	<b>50%</b>	<b>50%</b>
	Woman	<b>49%</b>	<b>50%</b>	<b>50%</b>
<b>Sex/age</b>	Man 18-34	<b>2%</b>	<b>8%</b>	<b>10%</b>
	Man 35-54	<b>5%</b>	<b>11%</b>	<b>11%</b>
	Man 55+	<b>45%</b>	<b>31%</b>	<b>29%</b>
	Woman 18-34	<b>1%</b>	<b>7%</b>	<b>9%</b>
	Woman 35-54	<b>5%</b>	<b>12%</b>	<b>11%</b>
	Woman 55+	<b>43%</b>	<b>31%</b>	<b>29%</b>

The survey datasets were analyzed using all or some of a combination of the Statistical Package for the Social Sciences (SPSS), R, Python and Tableau. For the most part, the percentages presented in the reports represent the “percent positive.” The percent positive is the combination of the top two most positive response options (i.e., excellent/good, very safe/somewhat safe, essential/very important, etc.), or, in the case of resident behaviors/participation, the percent positive represents the proportion of respondents indicating “yes” or participating in an activity at least once a month.

On many of the questions in the survey respondents may answer “don’t know.” The proportion of respondents giving this reply is shown in the full set of responses included in the tab “Complete data”. However, these responses have been removed from the analyses presented in the reports. In other words, the tables and graphs display the responses from respondents who had an opinion about a specific item.

### **Contact**

The City of Lake Havasu City funded this research. Please contact Anthony Kozlowski of the City of Lake Havasu City at [kozlowkia@lhcaz.gov](mailto:kozlowkia@lhcaz.gov) if you have any questions about the survey.

### **Study Limitations**

All public opinion research is subject to unmeasured error. While the methodologies employed for this survey were designed to minimize this error as much as possible, these other sources of potential error should be acknowledged, and can include non-response error, coverage error, recall bias and social desirability bias. Non-response error arises when those who were selected to participate in the survey did not do so, and may have different opinions or experiences than survey responders. For general resident surveys, where the results are meant to be generalized to the entire adult population living in households, the mailing lists based on the Delivery Sequence File from the United States Post Office may exclude certain types of housing units, such as those in multi-family buildings where mail is addressed to a named resident at the address rather than to a specific unit or where residents only receive their mail at a post office box and the geographic location of a residence cannot be determined, there may be a coverage error, although for most locations, this is minimal. Respondents may not perfectly remember their experiences in the past year (such as participation in social or civic events), and for some survey items they may answer in ways they think cast their responses in a more favorable light (recall bias and social desirability bias).

### **Survey Validity**

See the Polco Knowledge Base article on survey validity at <https://info.polco.us/knowledge/statistical-vali>

2. See AAPOR's Standard Definitions for more information at <https://aapor.org/standards-and-ethics/standard-definitions/>

3. Pasek, J. (2014). ANES Weighting Algorithm. Retrieved from <https://surveyinsights.org/wp-content/uploads/2014/07/Full-anesrake-paper.pdf>

4. Targets come from the 2020 Census and 2022 American Community Survey



## Key Findings

### Lake Havasu City residents feel safe and offer insights on priorities for the Police Department.

Most safety-related items on the survey were rated positively by a strong majority of residents and were similar to those given in other communities across the nation. Over 8 in 10 respondents rated their overall feeling of safety as excellent or good, and about 9 in 10 said that they felt very or somewhat safe both in their neighborhood and in Lake Havasu City's downtown/commercial area during the day. Residents also felt safe from fire, flood, or other natural disasters (90% very or somewhat safe), from violent crime (89%), and from property crime (81%). Most safety-related services in Lake Havasu City also received favorable scores from at least 7 in 10 residents; fire services (89% excellent or good) and police services (79%) were rated the most positively.

A series of custom questions sought insight from respondents on the prioritization of the Lake Havasu City Police Department's efforts over the next two years. The highest priority was increasing prevention of juvenile crime, with 95% listing this as a high or medium priority. Other top priorities included increasing drug enforcement (90%), assisting or dealing with the homeless/transient population (88%), increasing school safety/security (87%), increasing training for law enforcement officers including de-escalation techniques, crisis management, mental health, etc. (84%), sharing more information with residents about law enforcement activities and public safety information (80%), and working with residents to solve neighborhood problems (79%).

### Affordability, development, and growth are increasing concerns for residents.

As seen in many other communities across the U.S. in recent years, ratings for some affordability and growth-related items on the survey showed declines from 2021 to 2023. Residents gave less positive ratings in 2023 than in 2021 to the availability of affordable quality food (49% excellent or good), health care (23%), mental health care (22%), childcare (20%), and housing (10%), with most of these scoring lower than national averages. Further, about 2 in 10 residents positively rated the cost of living in 2023 (as compared to 4 in 10 in 2021), and only about 1 in 10 residents had a positive future economic outlook for the next six months, a rating that decreased by half since the previous survey.

Growth, zoning, and development were other areas of increased resident concern in 2023: roughly 3 in 10 residents gave positive marks to well-planned residential and commercial growth, well-designed neighborhoods, the variety of housing options, the overall quality of new development, land use, planning, and zoning, and code enforcement. Most of these scored lower than the benchmark comparisons. Finally, about three-quarters of residents rated increasing citywide beautification efforts (such as code enforcement) as a high or medium priority for the City in the next five years.

### Traffic-related projects are prioritized by respondents, and overall mobility ratings indicate an area of opportunity for the City.

A custom question developed by the City asked residents to indicate a level of priority on several City initiatives over the next five years. Ranking at the highest level of priority were additional road improvements (92% high or medium priority) and additional debris cleanup on Hwy 95 (86%). Additionally, 96% of residents placed a high priority on the City focusing on maintaining and improving streets. Despite these high levels of priority, the overall quality of the transportation system was rated as essential or very important by only 67% of residents, possibly indicating that residents place a higher importance on specific areas of the city rather than the overall.

Sentiments regarding the ease of travel by car in Lake Havasu City remained high, with 7 in 10 responding positively. Over 5 in 10 offered excellent or good ratings for both the ease of public parking and ease of walking, and around 5 in 10 did the same for ease of travel by bicycle (which increased from 2021 to 2023) and traffic flow on major streets. While only 14% of respondents gave positive reviews to the ease of travel by public transportation, bus or transit services saw a nearly 10% upward trend, from 9% in 2021 to 18% in 2023. On the other hand, downward trends were seen in ratings for street cleaning (51% in 2021 to 44% in 2023) and street repair (34% to 24%), which may offer some context to the high levels of priority on the previously mentioned projects regarding road improvements and debris cleanup.

### Residents appreciate their entertainment and event opportunities.

Multiple areas related to activities and events in the city experienced upward trends since the 2021 survey effort. Residents particularly appreciated their opportunities to attend special events and festivals, rising from 76% in 2021 to 81% in 2023; this rating was higher than national averages. Bolstered ratings were also seen for opportunities to attend cultural/arts/music festivals (from 46% to 57%), and the community's support for the arts (50% to 56%). Overall recreational opportunities also remained a strength with 80% offering praise, ranking higher than the national benchmark.



## Facets of livability

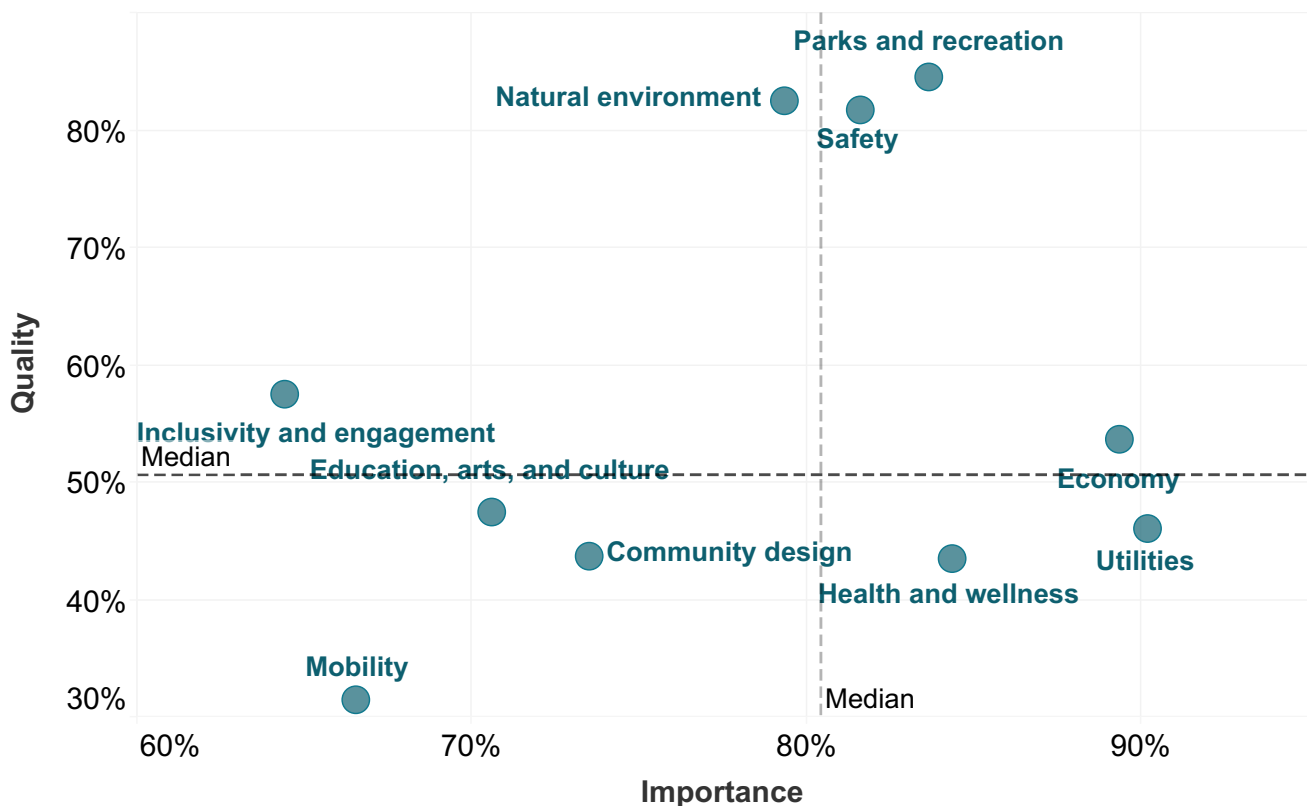
Every jurisdiction must balance limited resources while meeting resident needs and striving to optimize community livability. To this end, it is helpful to know what aspects of the community are most important to residents and which they perceive as being of higher or lower quality. It is especially helpful to know when a facet of livability is considered of high importance but rated as lower quality, as this should be a top priority to address.

### Quality-Importance Matrix

To help guide City staff and officials with decisions on future resource allocation, resident ratings of the *importance* of facets were compared to their ratings of the *quality* of these facets. To identify the services perceived by residents to have relatively lower quality at the same time as relatively higher importance, all facets were ranked from highest perceived quality to lowest perceived quality and from highest perceived importance to lowest perceived importance. Some facets were in the top half of both lists (higher quality and higher importance); some were in the top half of one list but the bottom half of the other (higher quality and lower importance or lower quality and higher importance); and some facets were in the bottom half of both lists.

51% or more of respondents were considered of “higher quality” and those with ratings lower than 51% were considered to be of “lower quality.” Services were classified as “more important” if they were rated as essential or very important by 80% or more of respondents. Services were rated as “less important” if they received a rating of less than 80%. This classification uses the median ratings for quality and importance to divide the services in half.

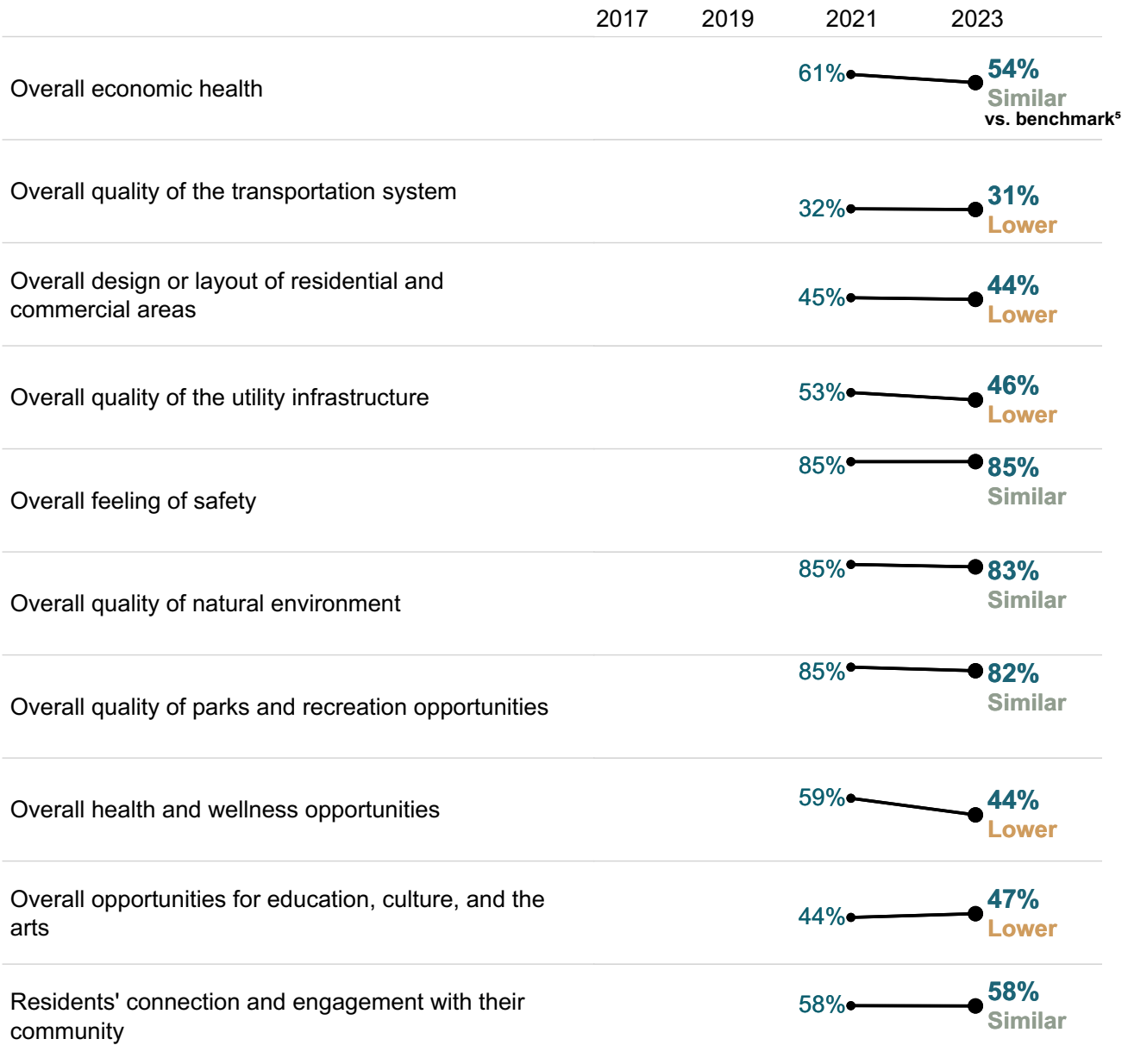
The quadrants in the figure below show which community facets were given higher or lower importance ratings (right-left) and which had higher or lower quality ratings (up-down). Facets of livability falling closer to a diagonal line from the lower left to the upper right are those where performance ratings are more commensurate with resident priorities. Facets scoring closest to the lower right hand corner of the matrix (higher in importance and lower in quality) are those that may warrant further investigation to see if changes to their delivery are necessary to improve their performance. This is the key part of this chart on which to focus. Facets falling in the top left hand corner of the chart (lower in importance but higher in quality) are areas where performance may outscore resident priorities, and may be a consideration for lower resource allocation.



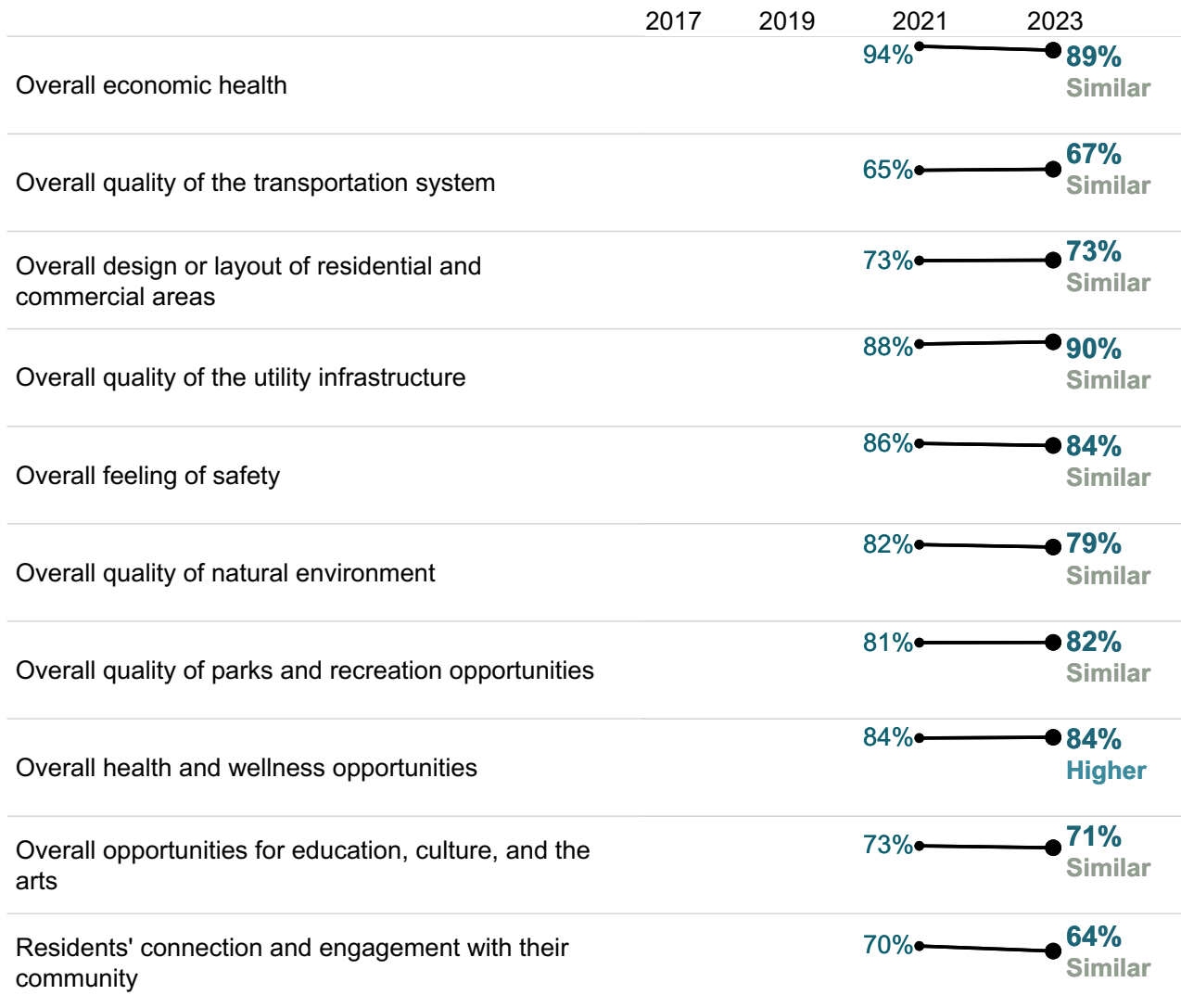
## Quality and Importance by the Numbers

The charts below show the proportion of residents who rated the community facets positively for quality and the priority (importance) placed on each. Also displayed is whether local ratings were lower, similar, or higher than communities across the country (the national benchmark).

**Please rate each of the following characteristics as they relate to Lake Havasu City as a whole.**  
 (% excellent or good)



**Please rate how important, if at all, you think it is for the Lake Havasu City community to focus on each of the following in the coming two years.**  
 (% essential or very important)

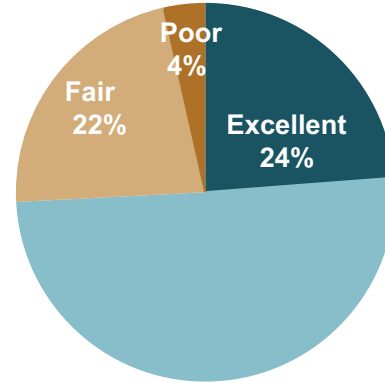


5. Comparison to the national benchmark is shown. If no comparison is available, this is left blank.

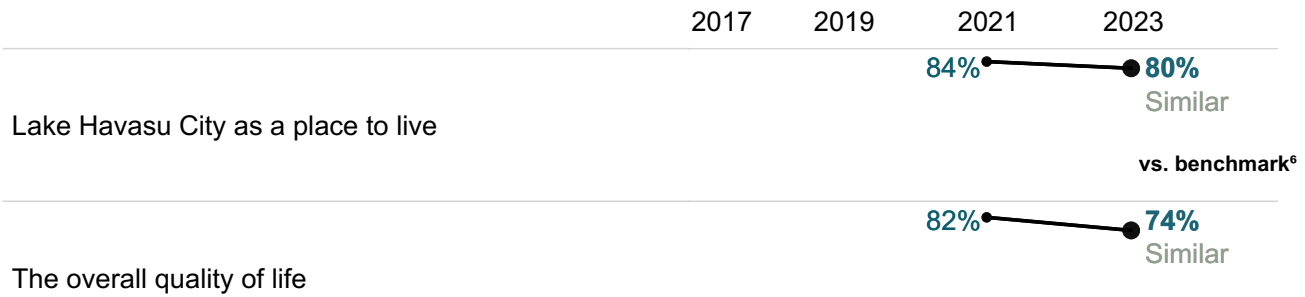
The overall quality of life in Lake Havasu City, 2023

Quality of Life

Measuring community livability starts with assessing the quality of life of those who live there, and ensuring that the community is attractive, accessible, and welcoming to all.




Please rate each of the following aspects of quality of life in Lake Havasu City. (% excellent or good)



Please indicate how likely or unlikely you are to do each of the following. (% very or somewhat likely)



Please rate each of the following in the Lake Havasu City community. (% excellent or good)



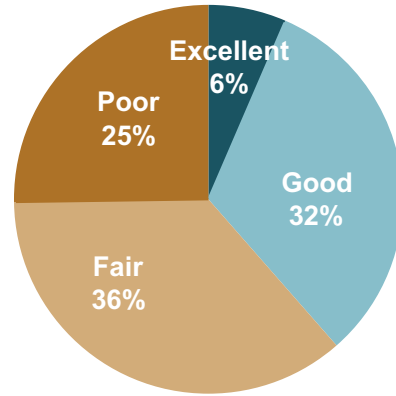
6. Comparison to the national benchmark is shown. If no comparison is available, this is left blank.



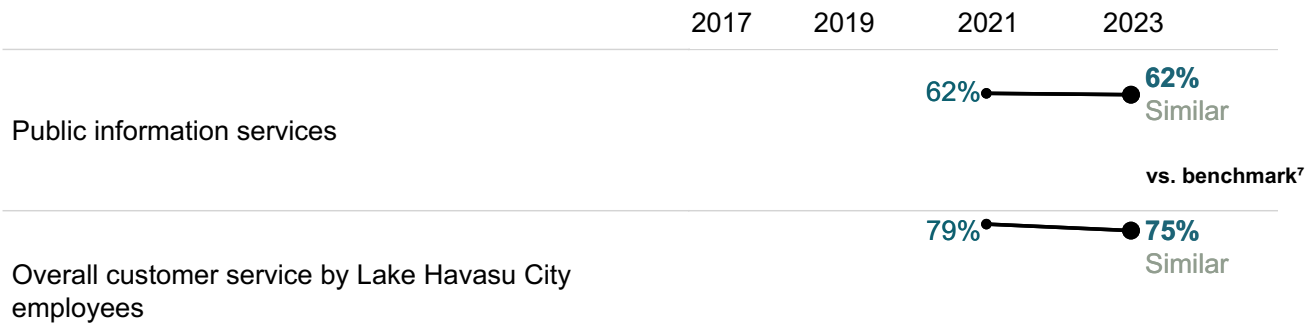
## Governance

Strong local governments produce results that meet the needs of residents while making the best use of available resources, and are responsive to the present and future needs of the community as a whole.

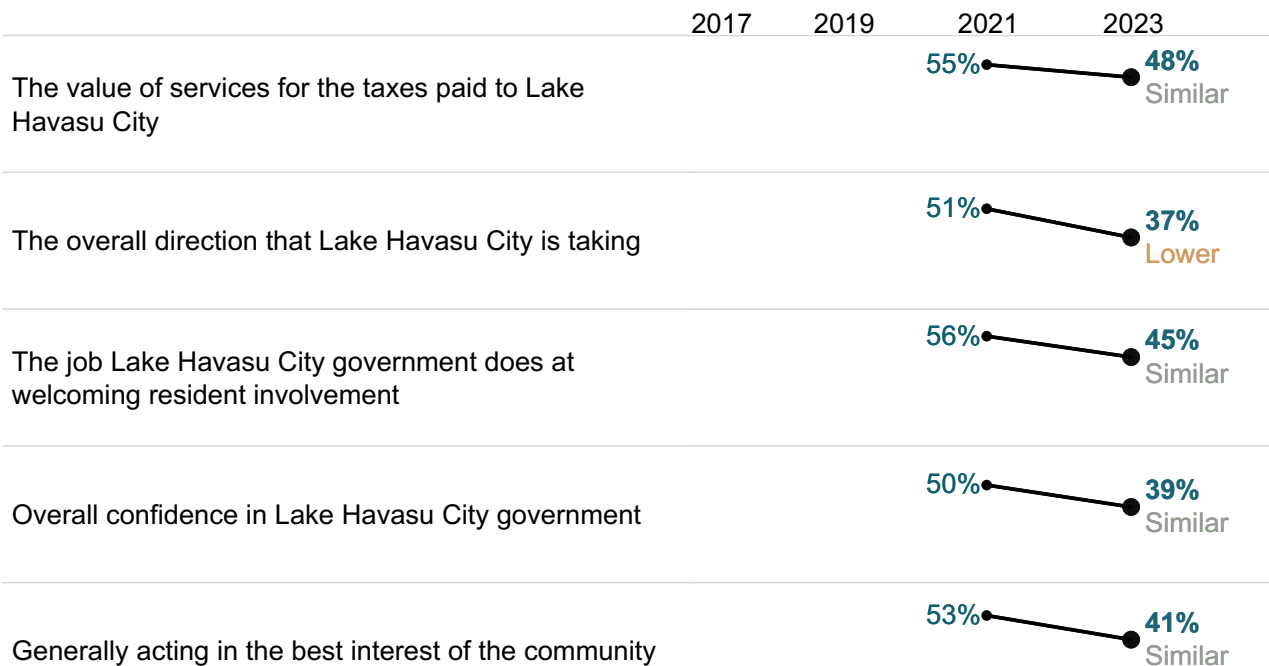
### Overall confidence in Lake Havasu City government, 2023

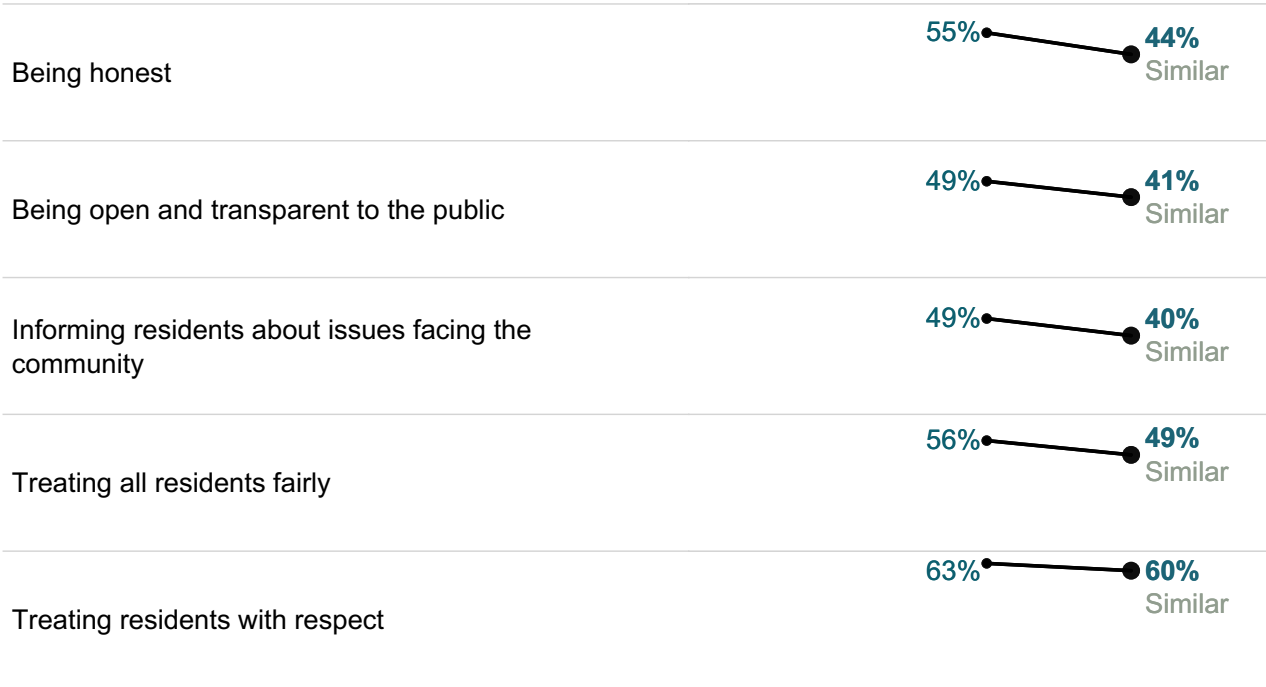


Please rate the quality of each of the following services in Lake Havasu City.  
(% excellent or good)




Please rate the following categories of Lake Havasu City government performance.  
(% excellent or good)





**Overall, how would you rate the quality of the services provided by each of the following?**  
 (% excellent or good)



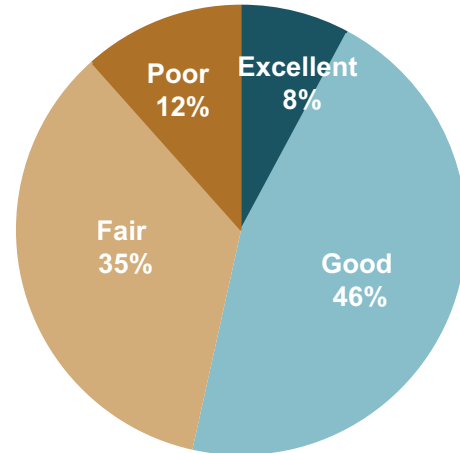
7. Comparison to the national benchmark is shown. If no comparison is available, this is left blank.



## Overall economic health of Lake Havasu City, 2023

### Economy

Local governments work together with private and nonprofit businesses, and with the community at large, to foster sustainable growth, create jobs, and promote a thriving local economy.



Please rate each of the following characteristics as they relate to Lake Havasu City as a whole. (% excellent or good)



Please rate each of the following aspects of quality of life in Lake Havasu City. (% excellent or good)

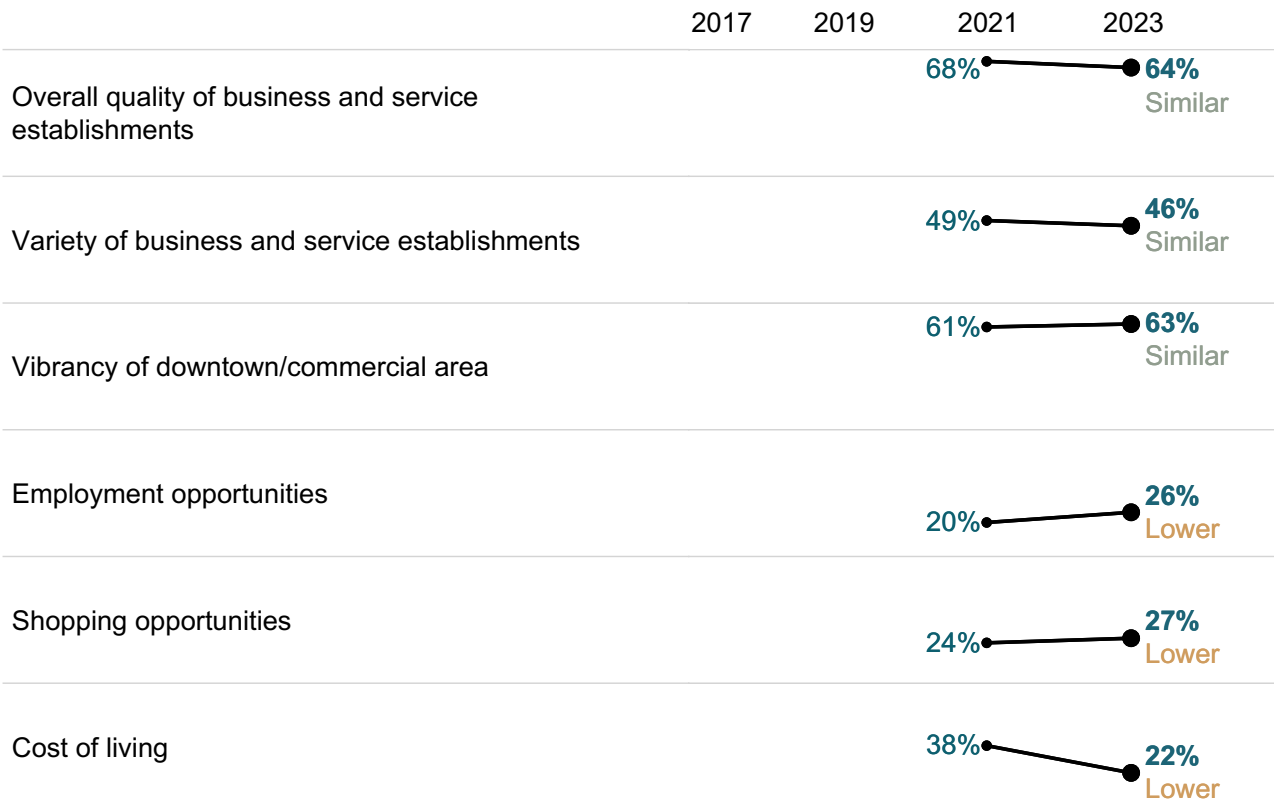


Please rate the quality of each of the following services in Lake Havasu City. (% excellent or good)

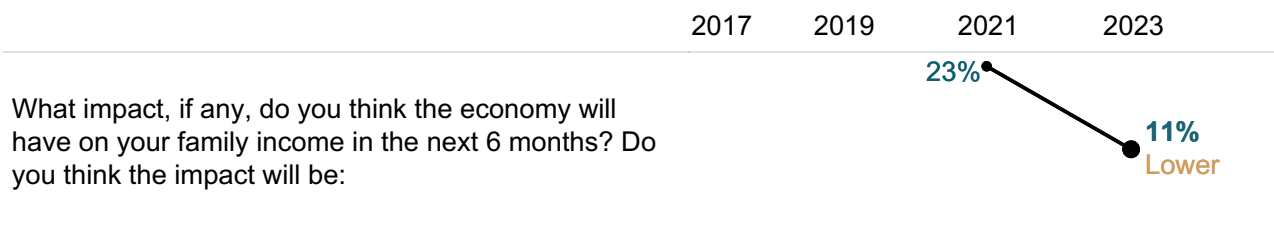




**Please rate each of the following in the Lake Havasu City community.**  
 (% excellent or good)



**What impact, if any, do you think the economy will have on your family income in the next 6 months? Do you think the impact will be:**  
 (% very or somewhat positive)

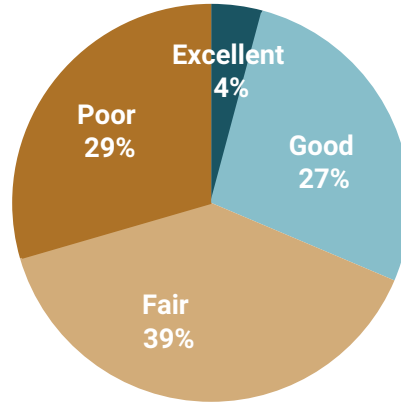


8. Comparison to the national benchmark is shown. If no comparison is available, this is left blank.


## Overall quality of the transportation system in Lake Havasu City, 2023

### Mobility

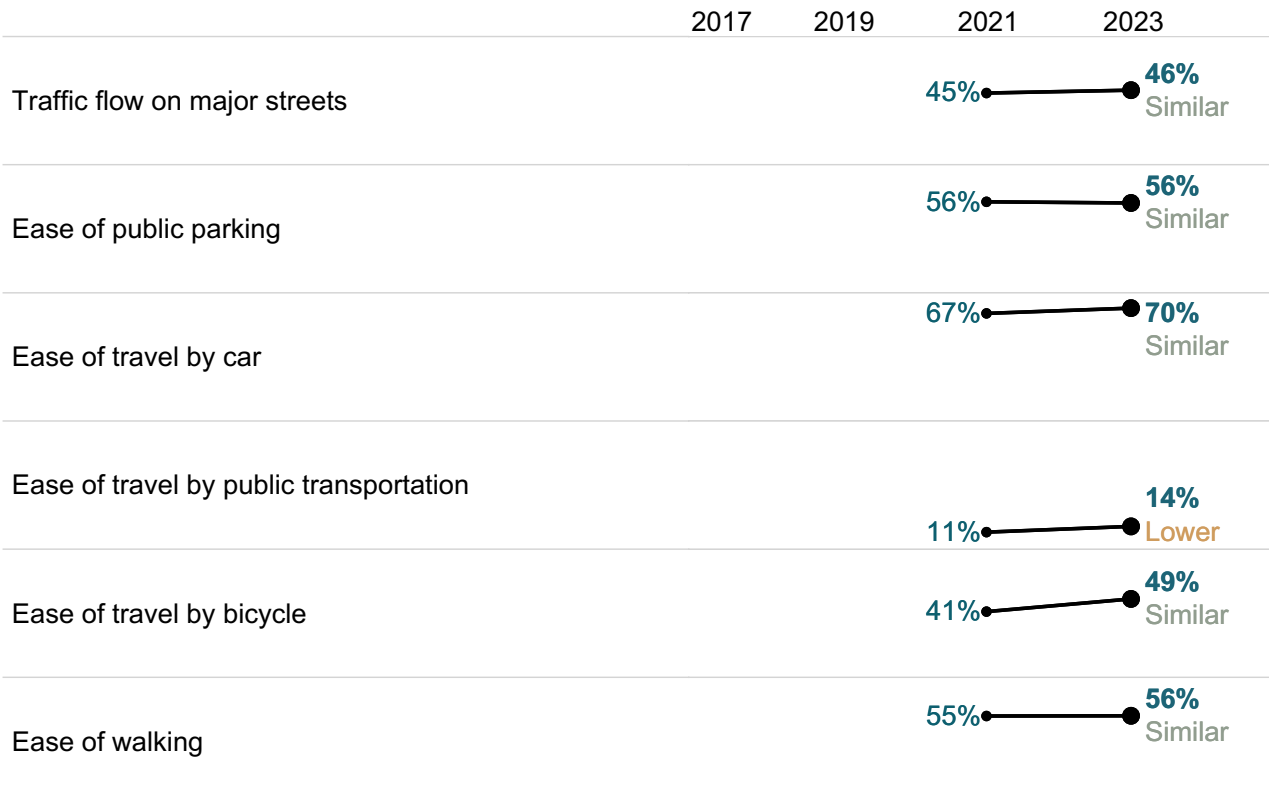
The ease with which residents can move about their communities, whether for commuting, leisure, or recreation, plays a major role in the quality of life for all who live, work, and play in the community.



Please rate each of the following characteristics as they relate to Lake Havasu City as a whole. (% excellent or good)



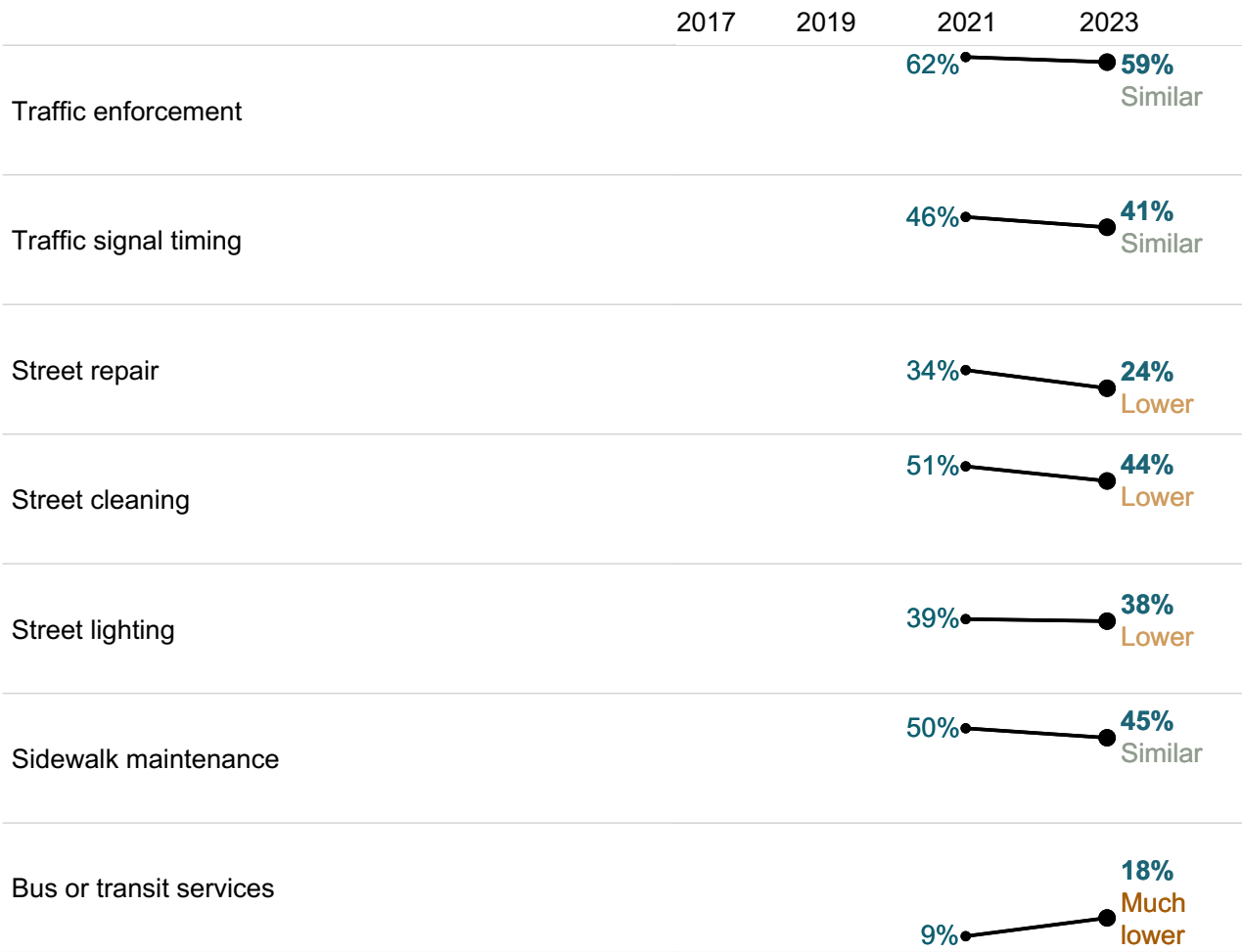
Please also rate each of the following in the Lake Havasu City community. (% excellent or good)



**Please indicate whether or not you have done each of the following in the last 12 months.**  
 (% yes)



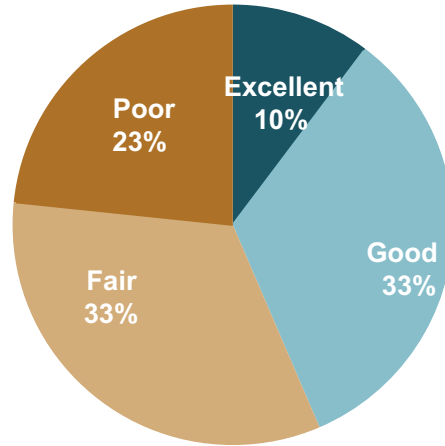
**Please rate the quality of each of the following services in Lake Havasu City.**  
 (% excellent or good)



**Overall design or layout of Lake Havasu City's residential and commercial areas, 2023**

**Community Design**


A well-designed community enhances the quality of life for its residents by encouraging smart land use and zoning, ensuring that affordable housing is accessible to all, and providing access to parks and other green spaces.



**Please rate each of the following characteristics as they relate to Lake Havasu City as a whole. (% excellent or good)**

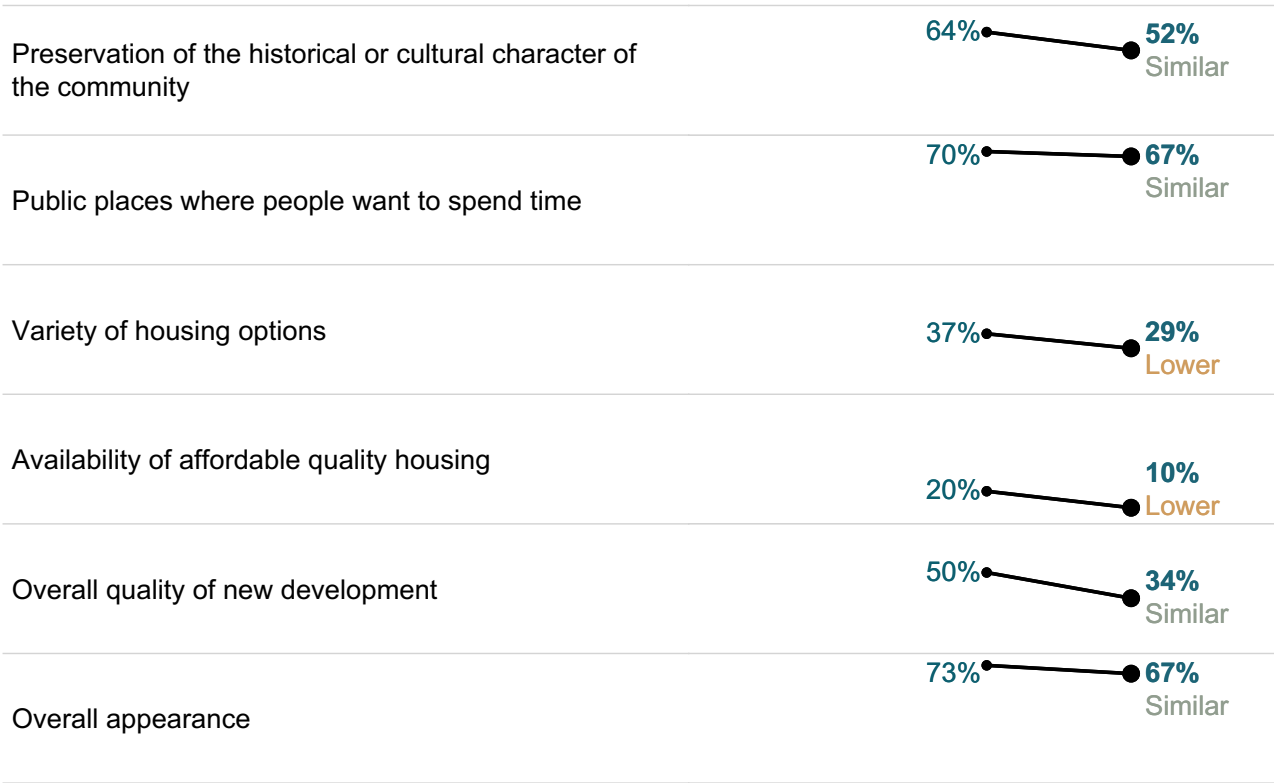


**Please rate each of the following aspects of quality of life in Lake Havasu City. (% excellent or good)**




**Please also rate each of the following in the Lake Havasu City community. (% excellent or good)**





**Please rate the quality of each of the following services in Lake Havasu City.  
(% excellent or good)**

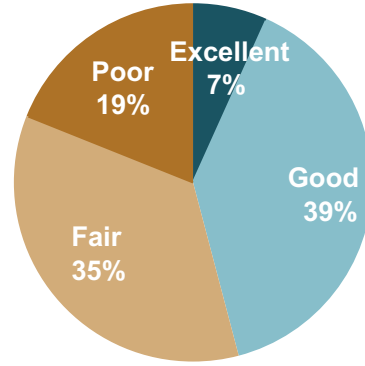


10. Comparison to the national benchmark is shown. If no comparison is available, this is left blank.


## Overall quality of the utility infrastructure in Lake Havasu City, 2023

### Utilities

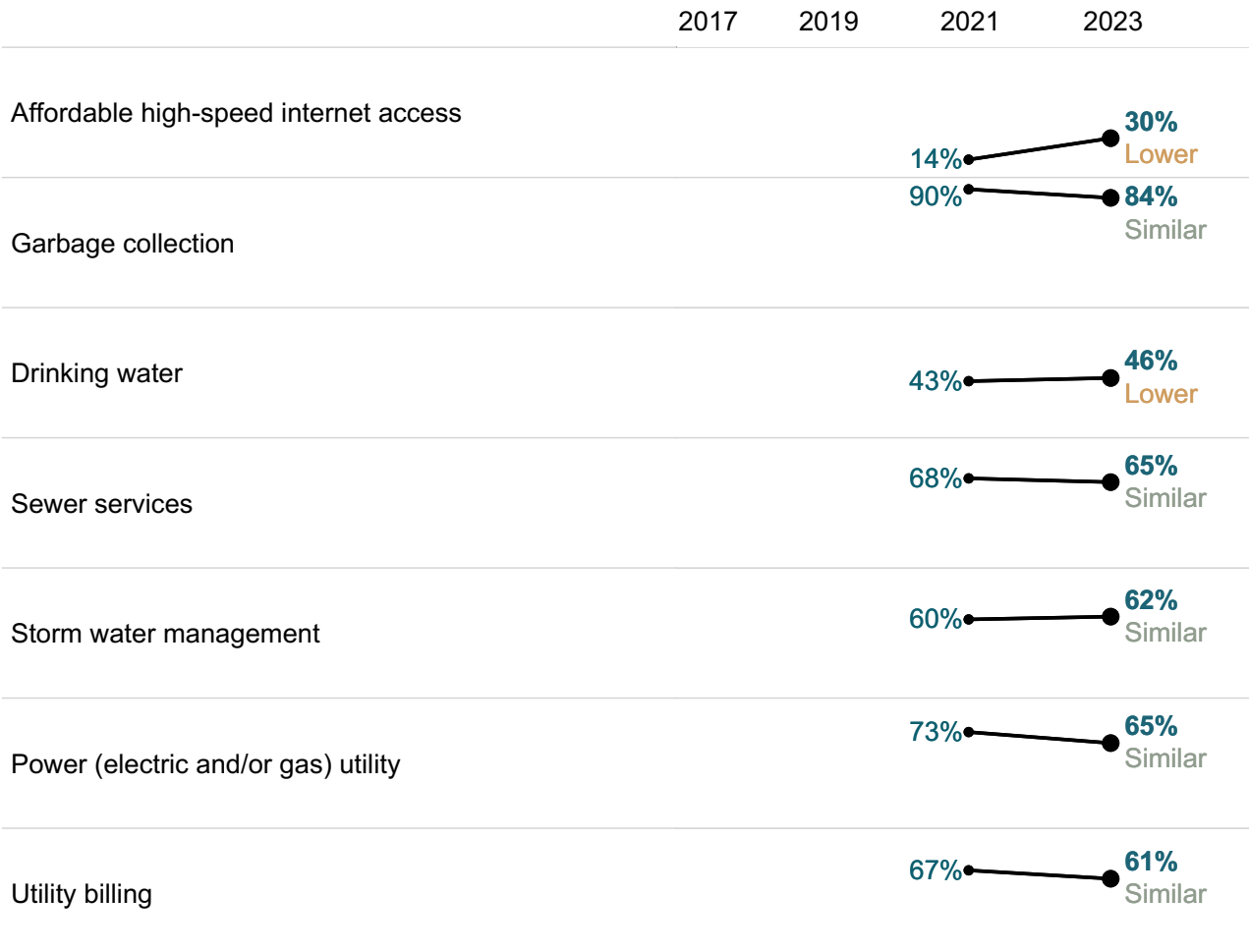
Services such as water, gas, electricity, and internet access play a vital role in ensuring the physical and economic health and well-being of the communities they serve.



Please rate each of the following characteristics as they relate to Lake Havasu City as a whole. (% excellent or good)



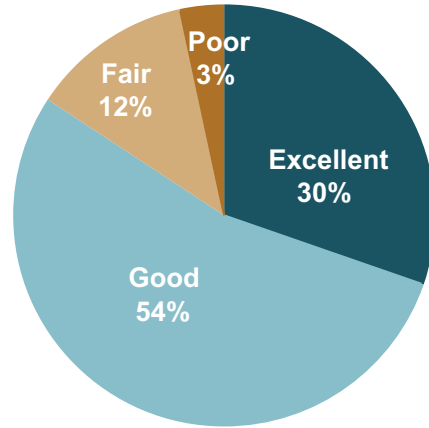
Please rate the quality of each of the following services in Lake Havasu City. (% excellent or good)



Overall feeling of safety in Lake Havasu City, 2023

**Safety**

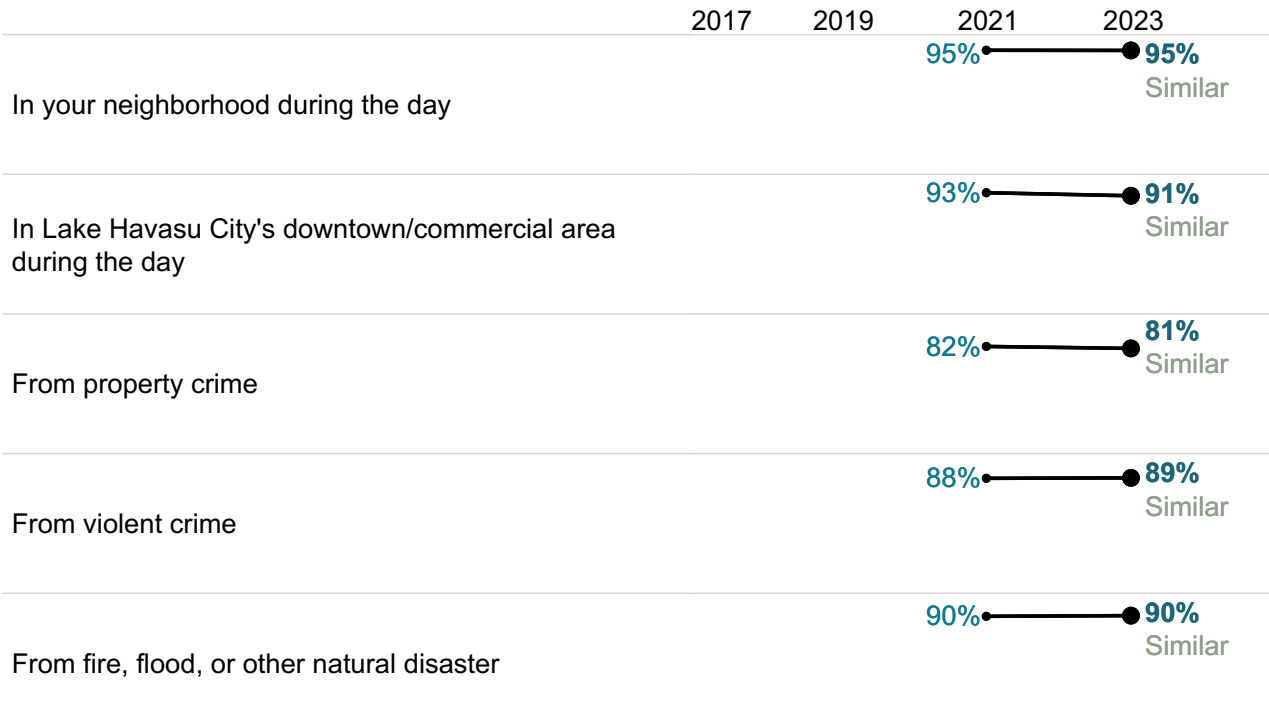
Public safety is often the most important task facing local governments. All residents should feel safe and secure in their neighborhoods and in the greater community, and providing robust safety-related services is essential to residents' quality of life.



Please rate each of the following characteristics as they relate to Lake Havasu City as a whole. (% excellent or good)

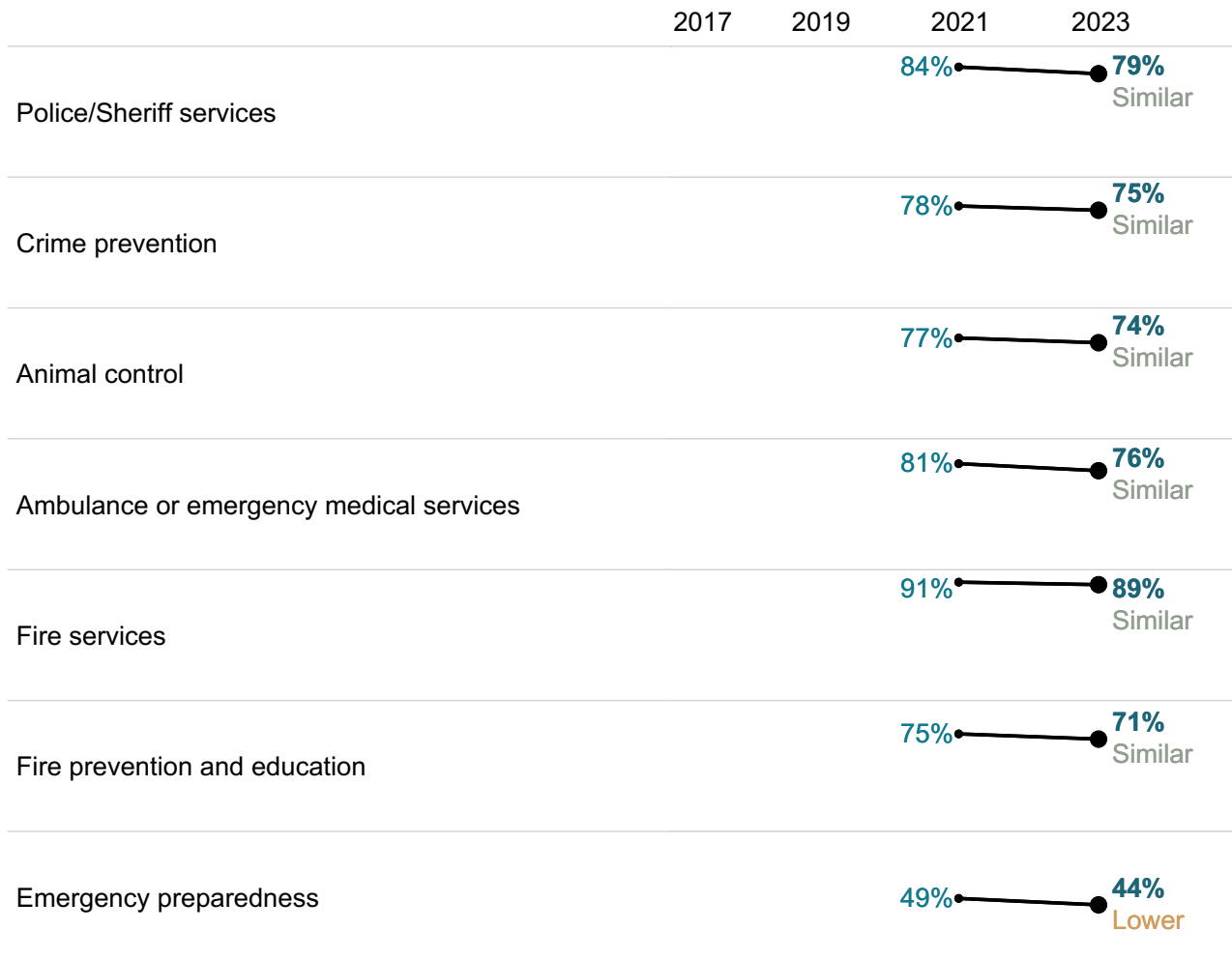


Please rate how safe or unsafe you feel: (% very or somewhat safe)





**Please rate the quality of each of the following services in Lake Havasu City.**  
 (% excellent or good)



12. Comparison to the national benchmark is shown. If no comparison is available, this is left blank.

### Overall quality of natural environment in Lake Havasu City, 2023

## Natural Environment

The natural environment plays a vital role in the health and well-being of residents. The natural spaces in which residents live and experience their communities has a direct and profound effect on quality of life.




Please rate each of the following characteristics as they relate to Lake Havasu City as a whole. (% excellent or good)



Please also rate each of the following in the Lake Havasu City community. (% excellent or good)



Please rate the quality of each of the following services in Lake Havasu City. (% excellent or good)



Garbage collection

Similar

Preservation of natural areas



Lake Havasu City open space



Recycling



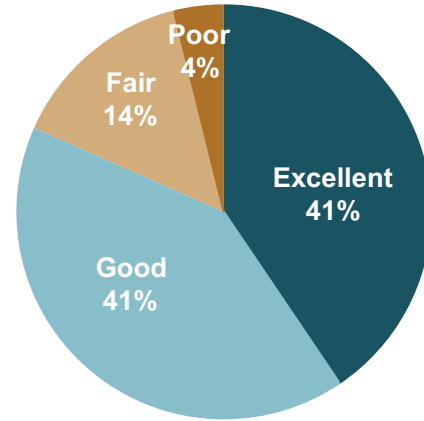
13. Comparison to the national benchmark is shown. If no comparison is available, this is left blank.

### Overall quality of parks and recreation opportunities, 2023

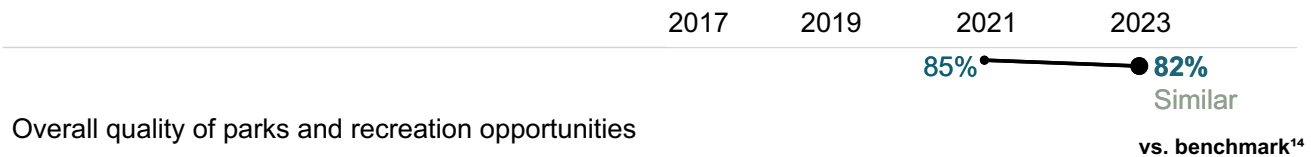
## Parks and Recreation

"There are no communities that pride themselves on their quality of life, promote themselves as a desirable location for businesses to relocate, or maintain that they are environmental stewards of their natural resources, without such communities having a robust, active system of parks and recreation programs for public use and enjoyment."

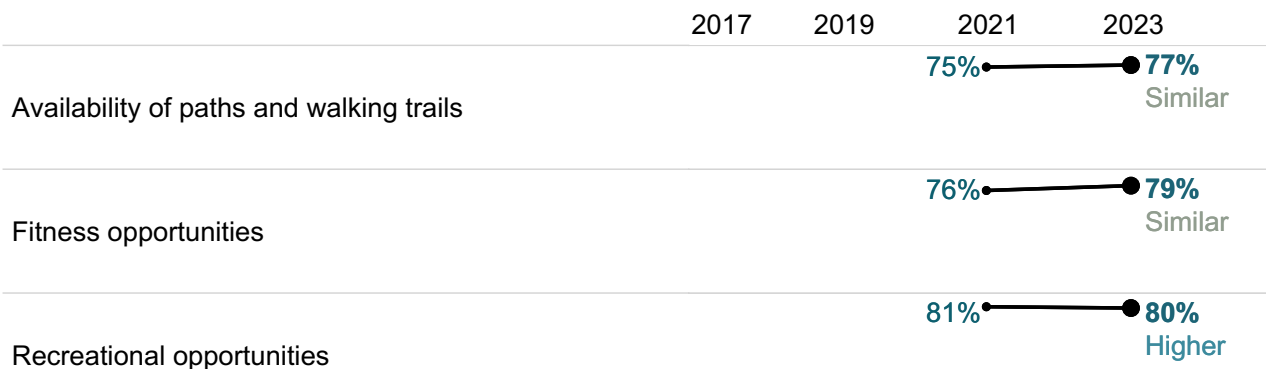
- National Recreation and Park Association




Please rate each of the following characteristics as they relate to Lake Havasu City as a whole. (% excellent or good)



Please also rate each of the following in the Lake Havasu City community. (% excellent or good)



Please rate the quality of each of the following services in Lake Havasu City. (% excellent or good)



Recreation programs or classes 68% **62%**  
Similar

---

Recreation centers or facilities 68% **65%**  
Similar

---

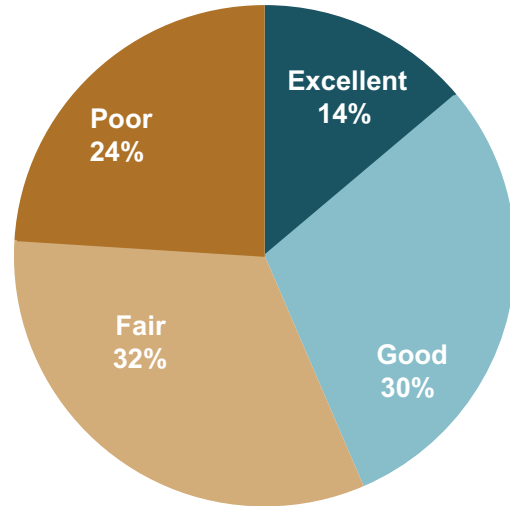
14. Comparison to the national benchmark is shown. If no comparison is available, this is left blank.

## Overall health and wellness opportunities in Lake Havasu City, 2023



### Health and Wellness

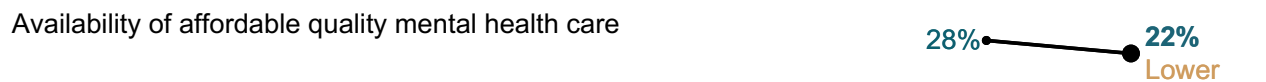
The characteristics of and amenities available in the communities in which people live has a direct impact on the health and wellness of residents, and thus, on their quality of life overall.



Please rate each of the following characteristics as they relate to Lake Havasu City as a whole. (% excellent or good)




Please also rate each of the following in the Lake Havasu City community. (% excellent or good)



**Please rate the quality of each of the following services in Lake Havasu City.**  
(% excellent or good)



**Please rate your overall health.**  
(% excellent or very good)



15. Comparison to the national benchmark is shown. If no comparison is available, this is left blank.





## Overall opportunities for education, culture and the arts, 2023

### Education, Arts, and Culture

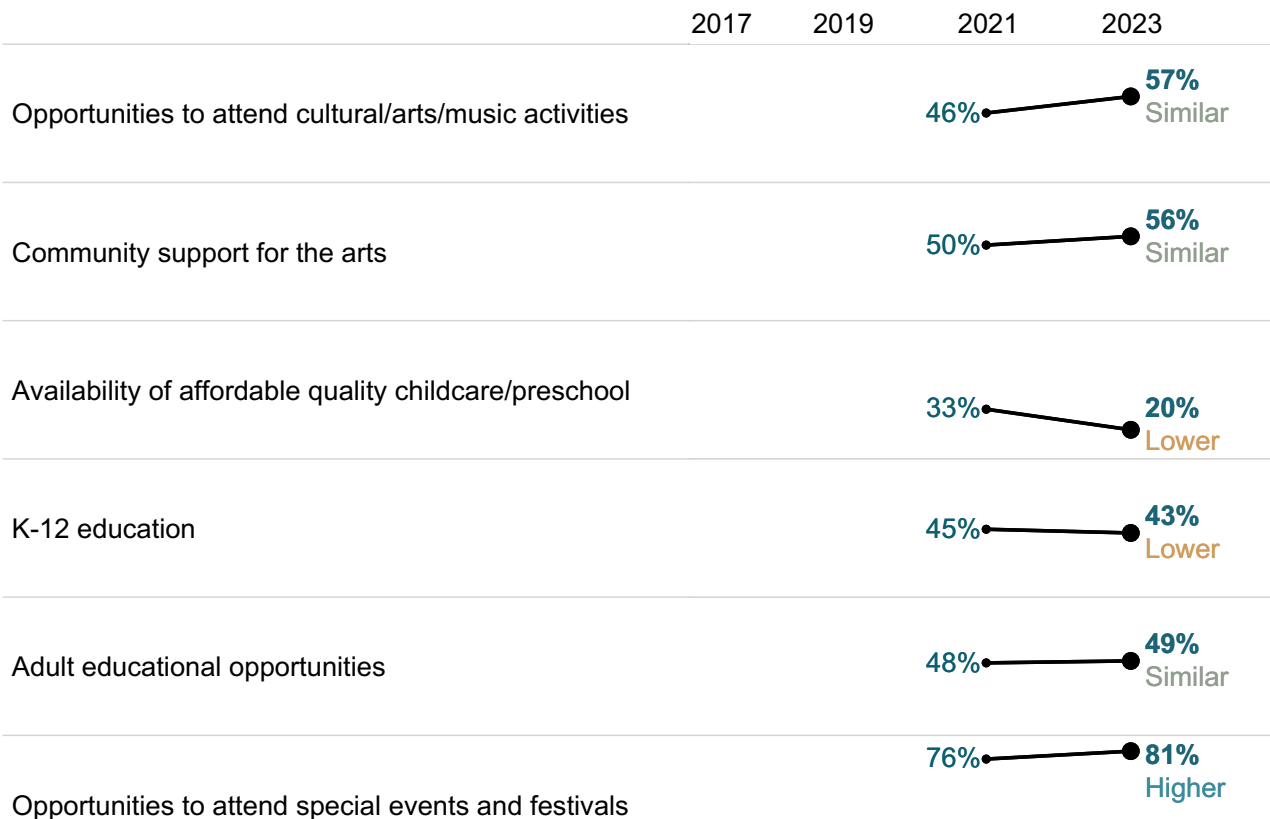
Participation in the arts, in educational opportunities, and in cultural activities is linked to increased civic engagement, greater social tolerance, and enhanced enjoyment of the local community.



Please rate each of the following characteristics as they relate to Lake Havasu City as a whole. (% excellent or good)




Please also rate each of the following in the Lake Havasu City community. (% excellent or good)



---

**Please rate the quality of each of the following services in Lake Havasu City.**  
**(% excellent or good)**

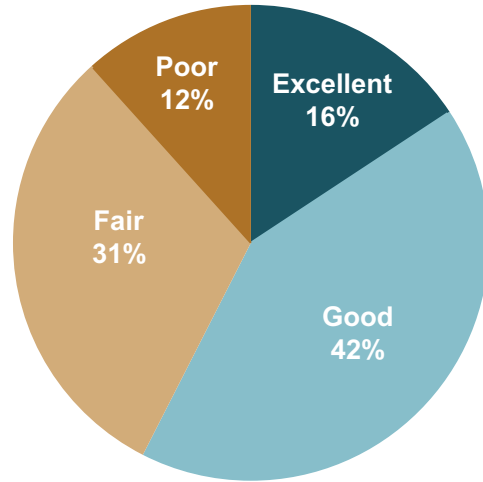


10. Comparison to the national benchmark is shown. If no comparison is available, this is left blank.

## Residents' connection and engagement with their community, 2023

### Inclusivity and Engagement

Inclusivity refers to a cultural and environmental feeling of belonging; residents who feel invited to participate within their communities feel more included, involved, and engaged than those who do not.



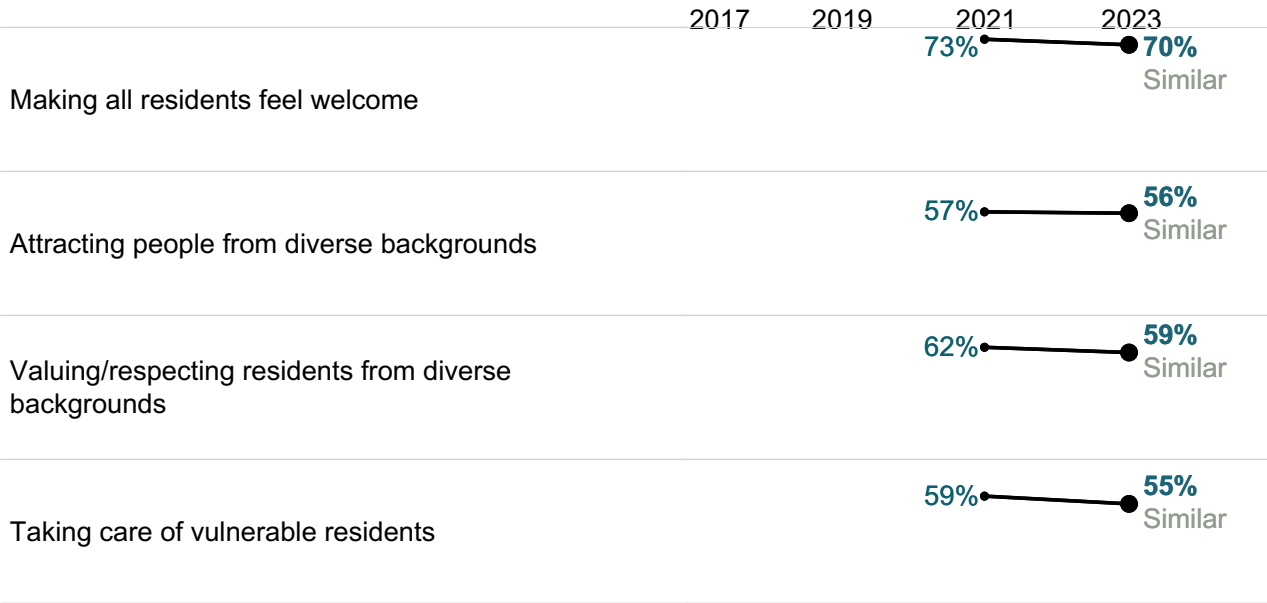
Please rate each of the following characteristics as they relate to Lake Havasu City as a whole. (% excellent or good)



Please rate each of the following aspects of quality of life in Lake Havasu City. (% excellent or good)



**Please rate the job you feel the Lake Havasu City community does at each of the following.**  
 (% excellent or good)



**Please also rate each of the following in the Lake Havasu City community.**  
 (% excellent or good)



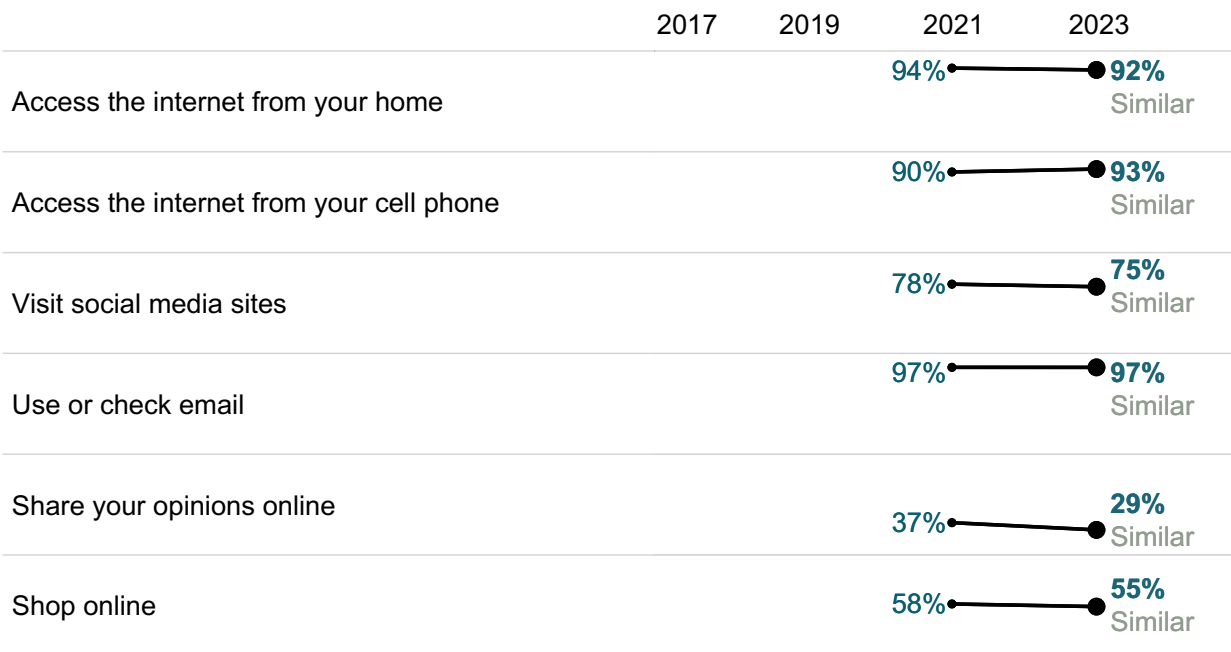
17. Comparison to the national benchmark is shown. If no comparison is available, this is left blank.

## Residents' Participation Levels

Please indicate whether or not you have done each of the following in the last 12 months.  
(% yes)



In general, how many times do you:  
(% a few times a week or more)





























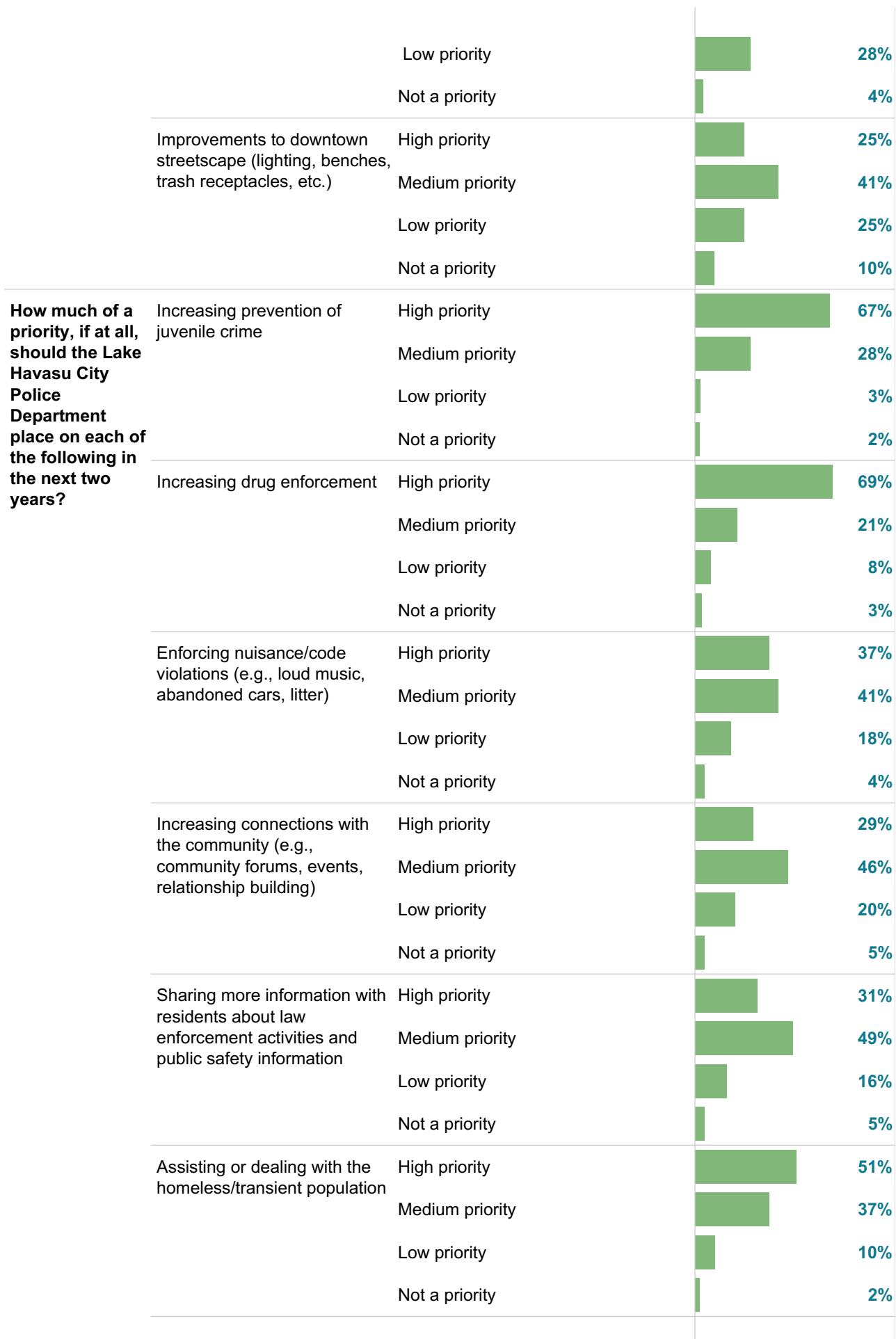
18. Comparison to the national benchmark is shown. If no comparison is available, this is left blank.

## Custom questions

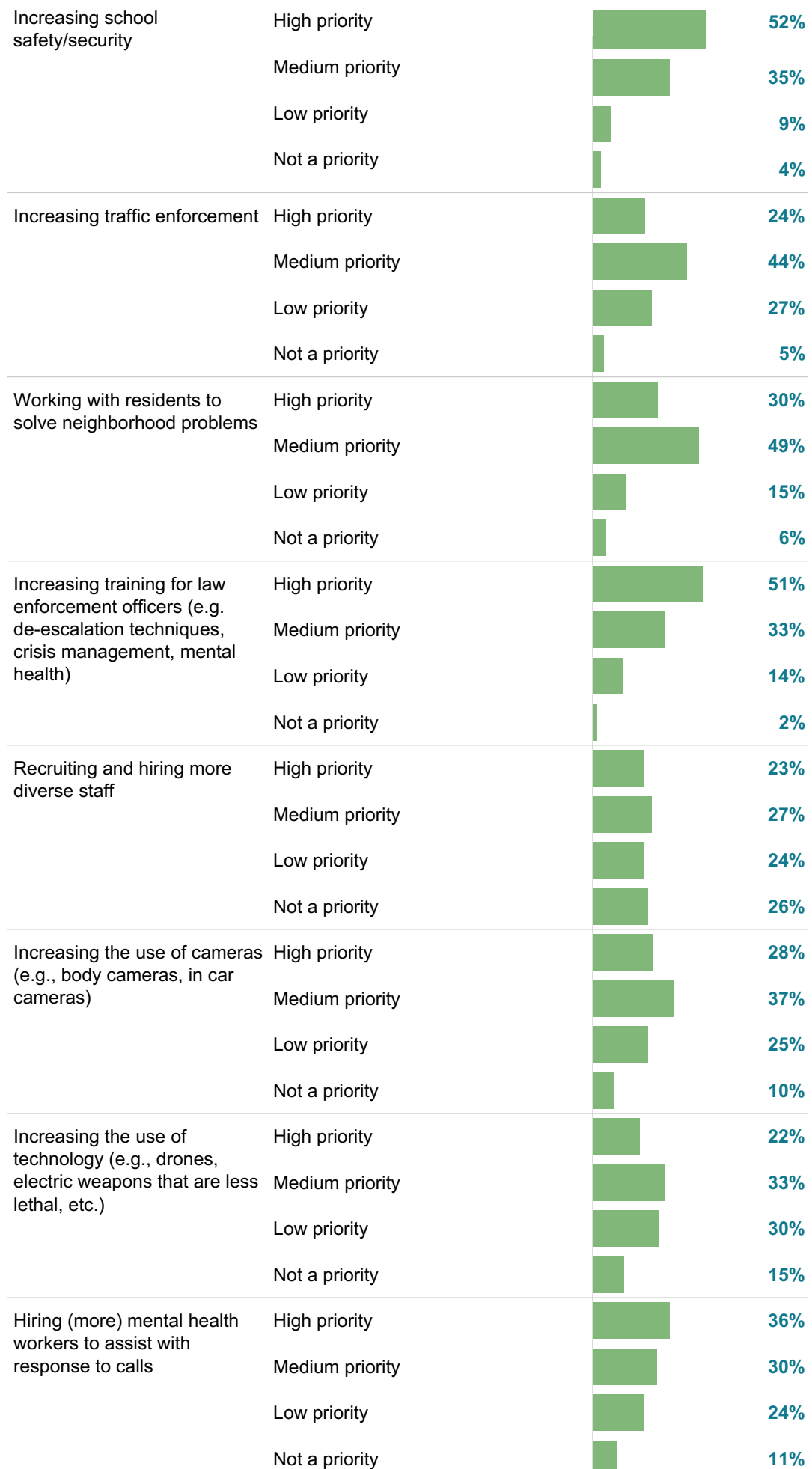
Below are the complete set of responses to each custom question on the survey. By default, “don’t know” responses are excluded, but may be added to the table using the response filter below.

Include "don't know"  
No

<b>How much of a priority, if at all, should it be for Lake Havasu City to focus on and address each of the projects and issues over the next five years.</b>	Increase citywide beautification efforts (code enforcement, park improvements, weed removal, etc.)	High priority		33%
		Medium priority		43%
		Low priority		19%
		Not a priority		5%
	Maintaining and improving streets	High priority		69%
		Medium priority		27%
		Low priority		1%
		Not a priority		2%
	Expanding water conservation efforts	High priority		53%
		Medium priority		34%
		Low priority		10%
		Not a priority		3%
	Improving aging city facilities	High priority		39%
		Medium priority		40%
		Low priority		15%
		Not a priority		6%
<b>How much of a priority, if at all, should it be for Lake Havasu City to complete the following projects.</b>	Additional road improvements	High priority		65%
		Medium priority		27%
		Low priority		7%
		Not a priority		0%
	Additional debris cleanup on Hwy 95	High priority		48%
		Medium priority		38%
		Low priority		11%
		Not a priority		3%
	Additional Park improvements (pool, splashpad, playground equipment, etc.)	High priority		26%
		Medium priority		42%







## National Benchmark Tables

This table contains the comparisons of Lake Havasu City's results to those from other communities. The first column shows the comparison of Lake Havasu City's rating to the benchmark. Lake Havasu City's results are noted as being "higher", "lower" or "similar" to the benchmark, meaning that the average rating given by Lake Havasu City residents is statistically similar to or different than the benchmark. The second column is Lake Havasu City's "percent positive." Most commonly, the percent positive is the combination of the top two most positive response options (i.e., excellent/good). The third column is the rank assigned to Lake Havasu City's rating among communities where a similar question was asked. The fourth column is the number of communities that asked a similar question. The fifth column shows the percentile for Lake Havasu City's result -- that is what percent of surveyed communities had a lower rating than Lake Havasu City.

			% positive	Rank	Number of communities	Percentile	
<b>Quality of Life</b>	<b>Please rate each of the following aspects of quality of life in Lake Havasu City.</b>	Lake Havasu City as a place to live	Similar	80%	262	376	28
		The overall quality of life	Similar	74%	249	392	34
	<b>Please indicate how likely or unlikely you are to do each of the following.</b>	Recommend living in Lake Havasu City to someone who asks	Similar	77%	235	324	27
		Remain in Lake Havasu City for the next five years	Similar	80%	228	322	29
	<b>Please rate each of the following in the Lake Havasu City community.</b>	Overall image or reputation	Similar	71%	196	370	45
<b>Governance</b>	<b>Please rate the quality of each of the following services in Lake Havasu City.</b>	Public information services	Similar	62%	217	324	32
		Overall customer service by Lake Havasu City employees	Similar	75%	234	372	34
	<b>Please rate the following categories of Lake Havasu City government performance.</b>	The value of services for the taxes paid to Lake Havasu City	Similar	48%	225	377	38
		The overall direction that Lake Havasu City is taking	Lower	37%	310	352	10
		The job Lake Havasu City government does at welcoming resident involvement	Similar	45%	224	344	34
		Overall confidence in Lake Havasu City government	Similar	39%	259	316	18
		Generally acting in the best interest of the community	Similar	41%	267	320	16
		Being honest	Similar	44%	249	311	20
		Being open and transparent to the public	Similar	41%	198	266	25
		Informing residents about issues facing the community	Similar	40%	211	270	22
Treating all residents fairly	Similar	49%	230	317	27		
Treating residents with respect	Similar	60%	159	263	39		
<b>Overall, how would you rate the quality of the services provided by each of the following?</b>	The City of Lake Havasu City	Similar	64%	268	371	25	
	The Federal Government	Lower	20%	303	304	0	
<b>Economy</b>	<b>Please rate each of the following aspects of quality of life in Lake Havasu City.</b>	Lake Havasu City as a place to work	Much lower	26%	349	370	2
		Lake Havasu City as a place to visit	Much higher	92%	29	329	91
	<b>Please rate each of the following characteristics as they relate to Lake Havasu City as a whole.</b>	Overall economic health	Similar	54%	225	323	30

**Economy**

<b>Please rate each of the following in the Lake Havasu City community.</b>	Overall quality of business and service establishments	Similar	64%	224	323	30
	Variety of business and service establishments	Similar	46%	189	261	27
	Vibrancy of downtown/commercial area	Similar	63%	99	302	67
	Employment opportunities	Lower	26%	291	336	12
	Shopping opportunities	Lower	27%	272	326	16
	Cost of living	Lower	22%	259	313	17
<b>Please rate the quality of each of the following services in Lake Havasu City.</b>	Economic development	Similar	42%	256	318	19
<b>Please rate how important, if at all, you think it is for the Lake Havasu City community to focus on each of the followi..</b>	Overall economic health	Similar	89%	104	297	65
	What impact, if any, do you think the economy will have on your family income in the next 6 months? Do you think the impact will be:	Lower	11%	285	306	7

**Mobility**

<b>Please rate each of the following characteristics as they relate to Lake Havasu City as a whole.</b>	Overall quality of the transportation system	Lower	31%	229	269	14	
	<b>Please also rate each of the following in the Lake Havasu City community.</b>	Traffic flow on major streets	Similar	46%	213	344	36
		Ease of public parking	Similar	56%	177	302	41
		Ease of travel by car	Similar	70%	192	334	42
		Ease of travel by public transportation	Lower	14%	266	306	12
		Ease of travel by bicycle	Similar	49%	212	334	35
Ease of walking		Similar	56%	233	338	30	
<b>Please indicate whether or not you have done each of the following in the last 12 months.</b>	Used public transportation instead of driving	Lower	10%	195	288	32	
	Carpooled with other adults or children instead of driving alone	Similar	44%	142	305	53	
	Walked or biked instead of driving	Lower	45%	246	307	20	
<b>Please rate the quality of each of the following services in Lake Havasu City.</b>	Traffic enforcement	Similar	59%	192	365	46	
	Traffic signal timing	Similar	41%	273	316	13	
	Street repair	Lower	24%	312	357	12	
	Street cleaning	Lower	44%	286	327	11	
	Street lighting	Lower	38%	334	355	2	
	Sidewalk maintenance	Similar	45%	248	327	23	
	Bus or transit services	Much lower	18%	257	295	12	
<b>Please rate how important, if at all, you think it is for the Lake Havasu City community to focus on each of the followi..</b>	Overall quality of the transportation system	Similar	67%	234	259	10	

Community Design	Please rate each of the following aspects of quality of life in Lake Havasu City.	Your neighborhood as a place to live	Similar	84%	179	330	45
	Please rate each of the following characteristics as they relate to Lake Havasu City as a whole.	Overall design or layout of residential and commercial areas	Lower	44%	276	314	12
	Please also rate each of the following in the Lake Havasu City community.	Well-planned residential growth	Lower	30%	221	263	16
		Well-planned commercial growth	Lower	24%	228	262	13
		Well-designed neighborhoods	Lower	36%	237	263	9
		Preservation of the historical or cultural character of the community	Similar	52%	179	259	31
		Public places where people want to spend time	Similar	67%	121	308	61
		Variety of housing options	Lower	29%	270	321	15
		Availability of affordable quality housing	Lower	10%	302	343	11
		Overall quality of new development	Similar	34%	271	332	18
Overall appearance	Similar	67%	207	346	38		
Please rate the quality of each of the following services in Lake Havasu City.	Land use, planning and zoning	Lower	26%	298	327	8	
	Code enforcement	Lower	30%	300	357	13	
Please rate how important, if at all, you think it is for the Lake Havasu City community to focus on each of the followi..	Overall design or layout of residential and commercial areas	Similar	73%	214	297	28	
Utilities	Please rate each of the following characteristics as they relate to Lake Havasu City as a whole.	Overall quality of the utility infrastructure	Lower	46%	233	260	10
	Please rate the quality of each of the following services in Lake Havasu City.	Affordable high-speed internet access	Lower	30%	245	257	5
		Garbage collection	Similar	84%	106	337	68
		Drinking water	Lower	46%	294	326	9
		Sewer services	Similar	65%	256	323	20
		Storm water management	Similar	62%	237	337	28
		Power (electric and/or gas) utility	Similar	65%	236	281	16
		Utility billing	Similar	61%	216	302	28
	Please rate how important, if at all, you think it is for the Lake Havasu City community to focus on each of the followi..	Overall quality of the utility infrastructure	Similar	90%	87	259	66
	Safety	Please rate each of the following characteristics as they relate to Lake Havasu City as a whole.	Overall feeling of safety	Similar	85%	165	362
Please rate how safe or unsafe you feel:		In your neighborhood during the day	Similar	95%	134	341	60
		In Lake Havasu City's downtown/commercial area during the day	Similar	91%	132	329	59
		From property crime	Similar	81%	94	271	65

Safety	Please rate how safe or unsafe you feel:	From violent crime	Similar	89%	113	271	58	
		From fire, flood, or other natural disaster	Similar	90%	37	261	86	
	Please rate the quality of each of the following services in Lake Havasu City.	Police/Sheriff services	Similar	79%	156	389	58	
		Crime prevention	Similar	75%	112	366	68	
		Animal control	Similar	74%	115	338	65	
		Ambulance or emergency medical services	Similar	76%	276	335	15	
		Fire services	Similar	89%	231	354	32	
		Fire prevention and education	Similar	71%	236	323	26	
		Emergency preparedness	Lower	44%	300	323	5	
	Please rate how important, if at all, you think it is for the Lake Havasu City community to focus on each of the followi..	Overall feeling of safety	Similar	84%	245	297	17	
Natural environment	Please rate each of the following characteristics as they relate to Lake Havasu City as a whole.	Overall quality of natural environment	Similar	83%	128	323	60	
		Please also rate each of the following in the Lake Havasu City community.	Cleanliness	Similar	69%	203	337	39
	Water resources		Higher	85%	26	242	89	
	Air quality		Higher	88%	40	310	87	
	Please rate the quality of each of the following services in Lake Havasu City.	Preservation of natural areas	Similar	56%	241	309	22	
		Lake Havasu City open space	Similar	58%	199	307	35	
		Recycling	Similar	60%	252	341	25	
	Please rate how important, if at all, you think it is for the Lake Havasu City community to focus on each of the followi..	Overall quality of natural environment	Similar	79%	223	297	25	
	Parks and Recreation	Please rate each of the following characteristics as they relate to Lake Havasu City as a whole.	Overall quality of parks and recreation opportunities	Similar	82%	109	266	59
			Please also rate each of the following in the Lake Havasu City community.	Availability of paths and walking trails	Similar	77%	120	338
Fitness opportunities		Similar		79%	96	310	69	
Recreational opportunities		Higher		80%	49	328	85	
Please rate the quality of each of the following services in Lake Havasu City.		City parks	Similar	86%	90	334	73	
		Recreation programs or classes	Similar	62%	219	331	33	
		Recreation centers or facilities	Similar	65%	176	318	44	
Please rate how important, if at all, you think it is for the Lake Havasu City community to focus on each of the followi..		Overall quality of parks and recreation opportunities	Similar	82%	127	260	51	
Health and wellness		Please rate each of the following characteristics as they relate to Lake Havasu City as a whole.	Overall health and wellness opportunities	Lower	44%	289	316	8

Health and wellness	Please also rate each of the following in the Lake Havasu City community.	Availability of affordable quality food	Similar	49%	244	308	21	
		Availability of affordable quality health care	Much lower	23%	311	315	1	
		Availability of preventive health services	Much lower	28%	293	303	3	
		Availability of affordable quality mental health care	Lower	22%	283	307	8	
	Please rate the quality of each of the following services in Lake Havasu City.	Health services	Much lower	34%	288	298	3	
		Overall health and wellness opportunities	Higher	84%	2	297	99	
	Please rate how important, if at all, you think it is for the Lake Havasu City community to focus on each of the followi..	Please rate your overall health.	Similar	64%	239	303	21	
	Education, Arts and Culture	Please rate each of the following characteristics as they relate to Lake Havasu City as a whole.	Overall opportunities for education, culture, and the arts	Lower	47%	250	319	21
Please also rate each of the following in the Lake Havasu City community.		Opportunities to attend cultural/arts/music activities	Similar	57%	170	324	47	
		Community support for the arts	Similar	56%	142	259	45	
		Availability of affordable quality childcare/preschool	Lower	20%	296	316	6	
		K-12 education	Lower	43%	287	319	10	
		Adult educational opportunities	Similar	49%	205	309	33	
		Opportunities to attend special events and festivals	Higher	81%	23	314	92	
Please rate the quality of each of the following services in Lake Havasu City.		Public library services	Similar	80%	261	333	21	
		Overall opportunities for education, culture, and the arts	Similar	71%	184	297	38	
Inclusivity and Engagement	Please rate each of the following aspects of quality of life in Lake Havasu City.	Lake Havasu City as a place to raise children	Much lower	49%	343	380	6	
		Lake Havasu City as a place to retire	Similar	75%	68	375	81	
		Sense of community	Similar	65%	141	341	58	
	Please rate each of the following characteristics as they relate to Lake Havasu City as a whole.	Residents' connection and engagement with their community	Similar	58%	124	263	53	
	Please rate the job you feel the Lake Havasu City community does at each of the following.	Making all residents feel welcome	Similar	70%	134	265	49	
		Attracting people from diverse backgrounds	Similar	56%	160	262	39	
		Valuing/respecting residents from diverse backgrounds	Similar	59%	192	263	27	
		Taking care of vulnerable residents	Similar	55%	151	259	42	
	Please also rate each of the following in the Lake Havasu City community.	Sense of civic/community pride	Similar	66%	107	259	59	
Neighborliness of residents		Similar	62%	184	309	40		
Opportunities to participate in social events and activities		Similar	73%	53	319	83		

<b>Inclusivity and Engagement</b>	<b>Please also rate each of the following in the Lake Havasu City community.</b>	Opportunities to volunteer	Similar	77%	34	314	89
		Opportunities to participate in community matters	Similar	66%	90	314	71
		Openness and acceptance of the community toward people of diverse backgrounds	Similar	52%	248	332	25
	<b>Please rate how important, if at all, you think it is for the Lake Havasu City community to focus on each of the followi..</b>	Residents' connection and engagement with their community	Similar	64%	244	297	17
<b>Participation</b> <b>Please indicate whether or not you have done each of the following in the last 12 months.</b>		Contacted the City of Lake Havasu City for help or information	Similar	41%	250	336	25
		Contacted Lake Havasu City elected officials to express your opinion	Similar	17%	111	307	64
		Attended a local public meeting	Similar	21%	119	310	61
		Watched a local public meeting	Higher	39%	13	299	95
		Volunteered your time to some group/activity	Higher	44%	51	313	84
		Campaigned or advocated for a local issue, cause, or candidate	Similar	16%	171	303	43
		Voted in your most recent local election	Similar	69%	202	259	22
	<b>In general, how many times do you:</b>	Access the internet from your home	Similar	92%	189	258	27
		Access the internet from your cell phone	Similar	93%	158	260	39
		Visit social media sites	Similar	75%	210	260	19
		Use or check email	Similar	97%	115	261	56
		Share your opinions online	Similar	29%	122	259	53
		Shop online	Similar	55%	128	258	50

## Full Trends

This table contains the trends over time for the City of Lake Havasu City. The combined "percent positive" responses for each survey year are presented (e.g., excellent/good or yes). If an item was not included during an administration of the survey, no percentage will be shown in the table. If the difference between the 2018 and 2023 surveys is greater than 10 percentage points, the change is statistically significant.

It is important to note that in 2020, The NCS survey was updated to include new and refreshed items. Consequently, some of the trends may be impacted due to wording modifications that could have potentially altered the meaning of the item for the respondent.

			2021	2023
<b>Quality of Life</b>	<b>Please rate each of the following aspects of quality of life in Lake Havasu City.</b>	Lake Havasu City as a place to live	84%	80%
		The overall quality of life	82%	74%
	<b>Please indicate how likely or unlikely you are to do each of the following.</b>	Recommend living in Lake Havasu City to someone who asks	83%	77%
		Remain in Lake Havasu City for the next five years	84%	80%
	<b>Please rate each of the following in the Lake Havasu City community.</b>	Overall image or reputation	74%	71%
<b>Governance</b>	<b>Please rate the quality of each of the following services in Lake Havasu City.</b>	Public information services	62%	62%
		Overall customer service by Lake Havasu City employees	79%	75%
	<b>Please rate the following categories of Lake Havasu City government performance.</b>	The value of services for the taxes paid to Lake Havasu City	55%	48%
		The overall direction that Lake Havasu City is taking	51%	37%
		The job Lake Havasu City government does at welcoming resident involvement	56%	45%
		Overall confidence in Lake Havasu City government	50%	39%



<b>Governance</b>	<b>Please rate the following categories of Lake Havasu City government performance.</b>	Generally acting in the best interest of the community	53%	41%
		Being honest	55%	44%
		Being open and transparent to the public	49%	41%
		Informing residents about issues facing the community	49%	40%
		Treating all residents fairly	56%	49%
		Treating residents with respect	63%	60%
		<b>Overall, how would you rate the quality of the services provided by each of the following?</b>	The City of Lake Havasu City	68%
The Federal Government	29%		20%	
<b>Economy</b>	<b>Please rate each of the following aspects of quality of life in Lake Havasu City.</b>	Lake Havasu City as a place to work	37%	26%
		Lake Havasu City as a place to visit	94%	92%
	<b>Please rate each of the following characteristics as they relate to Lake Havasu City as a whole.</b>	Overall economic health	61%	54%
		<b>Please rate each of the following in the Lake Havasu City community.</b>	Overall quality of business and service establishments	68%
Variety of business and service establishments	49%		46%	

<b>Economy</b>	<b>Please rate each of the following in the Lake Havasu City community.</b>	Vibrancy of downtown/commercial area	61%	63%
		Employment opportunities	20%	26%
		Shopping opportunities	24%	27%
		Cost of living	38%	22%
	<b>Please rate the quality of each of the following services in Lake Havasu City.</b>	Economic development	45%	42%
		<b>Please rate how important, if at all, you think it is for the Lake Havasu City community to focus on each of the following in the coming two ye..</b>	Overall economic health	94%
	What impact, if any, do you think the economy will have on your family income in the next 6 months? Do you think the impact will be:	23%	11%	
<b>Mobility</b>	<b>Please rate each of the following characteristics as they relate to Lake Havasu City as a whole.</b>	Overall quality of the transportation system	32%	31%
		<b>Please also rate each of the following in the Lake Havasu City community.</b>	Traffic flow on major streets	45%
	Ease of public parking		56%	56%
	Ease of travel by car		67%	70%
	Ease of travel by public transportation		11%	14%
	Ease of travel by bicycle		41%	49%

<b>Mobility</b>	<b>Please also rate each of the following in the Lake Havasu City community.</b>	Ease of walking	55%	56%
	<b>Please indicate whether or not you have done each of the following in the last 12 months.</b>	Used public transportation instead of driving	9%	10%
		Carpooled with other adults or children instead of driving alone	39%	44%
		Walked or biked instead of driving	40%	45%
	<b>Please rate the quality of each of the following services in Lake Havasu City.</b>	Traffic enforcement	62%	59%
		Traffic signal timing	46%	41%
		Street repair	34%	24%
		Street cleaning	51%	44%
		Street lighting	39%	38%
		Sidewalk maintenance	50%	45%
Bus or transit services		9%	18%	
<b>Please rate how important, if at all, you think it is for the Lake Havasu City community to focus on each of the following in the coming two ye..</b>	Overall quality of the transportation system	65%	67%	
<b>Community Design</b>	<b>Please rate each of the following aspects of quality of life in Lake Havasu City.</b>	Your neighborhood as a place to live	88%	84%

**Community Design**

<p><b>Please rate each of the following characteristics as they relate to Lake Havasu City as a whole.</b></p>	<p>Overall design or layout of residential and commercial areas</p>	<p><b>45%</b> <b>44%</b></p>
<p><b>Please also rate each of the following in the Lake Havasu City community.</b></p>	<p>Well-planned residential growth</p>	<p><b>38%</b> <b>30%</b></p>
	<p>Well-planned commercial growth</p>	<p><b>29%</b> <b>24%</b></p>
	<p>Well-designed neighborhoods</p>	<p><b>43%</b> <b>36%</b></p>
	<p>Preservation of the historical or cultural character of the community</p>	<p><b>64%</b> <b>52%</b></p>
	<p>Public places where people want to spend time</p>	<p><b>70%</b> <b>67%</b></p>
	<p>Variety of housing options</p>	<p><b>37%</b> <b>29%</b></p>
	<p>Availability of affordable quality housing</p>	<p><b>20%</b> <b>10%</b></p>
	<p>Overall quality of new development</p>	<p><b>50%</b> <b>34%</b></p>
	<p>Overall appearance</p>	<p><b>73%</b> <b>67%</b></p>
<p><b>Please rate the quality of each of the following services in Lake Havasu City.</b></p>	<p>Land use, planning and zoning</p>	<p><b>37%</b> <b>26%</b></p>
	<p>Code enforcement</p>	<p><b>33%</b> <b>30%</b></p>
<p><b>Please rate how important, if at all, you think it is for the Lake Havasu City community to focus on each of the following in the coming two ye..</b></p>	<p>Overall design or layout of residential and commercial areas</p>	<p><b>73%</b> <b>73%</b></p>

<b>Utilities</b>	<b>Please rate each of the following characteristics as they relate to Lake Havasu City as a whole.</b>	Overall quality of the utility infrastructure	53%	46%
	<b>Please rate the quality of each of the following services in Lake Havasu City.</b>	Affordable high-speed internet access	14%	30%
		Garbage collection	90%	84%
		Drinking water	43%	46%
		Sewer services	68%	65%
		Storm water management	60%	62%
		Power (electric and/or gas) utility	73%	65%
		Utility billing	67%	61%
	<b>Please rate how important, if at all, you think it is for the Lake Havasu City community to focus on each of the following in the coming two ye..</b>	Overall quality of the utility infrastructure	88%	90%
	<b>Safety</b>	<b>Please rate each of the following characteristics as they relate to Lake Havasu City as a whole.</b>	Overall feeling of safety	85%
<b>Please rate how safe or unsafe you feel:</b>		In your neighborhood during the day	95%	95%
		In Lake Havasu City's downtown/commercial area during the day	93%	91%
		From property crime	82%	81%

<b>Safety</b>	<b>Please rate how safe or unsafe you feel:</b>	From violent crime	88%	89%
		From fire, flood, or other natural disaster	90%	90%
	<b>Please rate the quality of each of the following services in Lake Havasu City.</b>	Police/Sheriff services	84%	79%
		Crime prevention	78%	75%
		Animal control	77%	74%
		Ambulance or emergency medical services	81%	76%
		Fire services	91%	89%
		Fire prevention and education	75%	71%
		Emergency preparedness	49%	44%
	<b>Please rate how important, if at all, you think it is for the Lake Havasu City community to focus on each of the following in the coming two ye..</b>	Overall feeling of safety	86%	84%
<b>Natural environment</b>	<b>Please rate each of the following characteristics as they relate to Lake Havasu City as a whole.</b>	Overall quality of natural environment	85%	83%
	<b>Please also rate each of the following in the Lake Havasu City community.</b>	Cleanliness	73%	69%
		Water resources	88%	85%

<b>Natural environment</b>	<b>Please also rate each of the following in the Lake Havasu City community.</b>	Air quality	89%	88%
	<b>Please rate the quality of each of the following services in Lake Havasu City.</b>	Preservation of natural areas	59%	56%
		Lake Havasu City open space	62%	58%
		Recycling	69%	60%
	<b>Please rate how important, if at all, you think it is for the Lake Havasu City community to focus on each of the following in the coming two ye..</b>	Overall quality of natural environment	82%	79%
<b>Parks and Recreation</b>	<b>Please rate each of the following characteristics as they relate to Lake Havasu City as a whole.</b>	Overall quality of parks and recreation opportunities	85%	82%
	<b>Please also rate each of the following in the Lake Havasu City community.</b>	Availability of paths and walking trails	75%	77%
		Fitness opportunities	76%	79%
		Recreational opportunities	81%	80%
	<b>Please rate the quality of each of the following services in Lake Havasu City.</b>	City parks	87%	86%
		Recreation programs or classes	68%	62%
		Recreation centers or facilities	68%	65%
	<b>Please rate how important, if at all, you think it is for the Lake Havasu City community to focus on each of the following in the coming two ye..</b>	Overall quality of parks and recreation opportunities	81%	82%

<b>Health and wellness</b>	<b>Please rate each of the following characteristics as they relate to Lake Havasu City as a whole.</b>	Overall health and wellness opportunities	59%	44%
	<b>Please also rate each of the following in the Lake Havasu City community.</b>	Availability of affordable quality food	68%	49%
		Availability of affordable quality health care	38%	23%
		Availability of preventive health services	44%	28%
		Availability of affordable quality mental health care	28%	22%
		<b>Please rate the quality of each of the following services in Lake Havasu City.</b>	Health services	46%
	<b>Please rate how important, if at all, you think it is for the Lake Havasu City community to focus on each of the following in the coming two ye..</b>	Overall health and wellness opportunities	84%	84%
		Please rate your overall health.	69%	64%
	<b>Education, Arts and Culture</b>	<b>Please rate each of the following characteristics as they relate to Lake Havasu City as a whole.</b>	Overall opportunities for education, culture, and the arts	44%
<b>Please also rate each of the following in the Lake Havasu City community.</b>		Opportunities to attend cultural/arts/music activities	46%	57%
		Community support for the arts	50%	56%
		Availability of affordable quality childcare/preschool	33%	20%
		K-12 education	45%	43%



<b>Education, Arts and Culture</b>	<b>Please also rate each of the following in the Lake Havasu City community.</b>	Adult educational opportunities	48%	49%
		Opportunities to attend special events and festivals	76%	81%
	<b>Please rate the quality of each of the following services in Lake Havasu City.</b>	Public library services	81%	80%
		<b>Please rate how important, if at all, you think it is for the Lake Havasu City community to focus on each of the following in the coming two ye..</b>	Overall opportunities for education, culture, and the arts	73%
<b>Inclusivity and Engagement</b>	<b>Please rate each of the following aspects of quality of life in Lake Havasu City.</b>	Lake Havasu City as a place to raise children	62%	49%
		Lake Havasu City as a place to retire	87%	75%
		Sense of community	70%	65%
	<b>Please rate each of the following characteristics as they relate to Lake Havasu City as a whole.</b>	Residents' connection and engagement with their community	58%	58%
	<b>Please rate the job you feel the Lake Havasu City community does at each of the following.</b>	Making all residents feel welcome	73%	70%
		Attracting people from diverse backgrounds	57%	56%
		Valuing/respecting residents from diverse backgrounds	62%	59%
Taking care of vulnerable residents		59%	55%	
<b>Please also rate each of the following in the Lake Havasu City community.</b>	Sense of civic/community pride	68%	66%	

<b>Inclusivity and Engagement</b>	<b>Please also rate each of the following in the Lake Havasu City community.</b>	Neighborhoodness of residents	63%	62%
		Opportunities to participate in social events and activities	72%	73%
		Opportunities to volunteer	77%	77%
		Opportunities to participate in community matters	66%	66%
		Openness and acceptance of the community toward people of diverse backgrounds	56%	52%
		<b>Please rate how important, if at all, you think it is for the Lake Havasu City community to focus on each of the following in the coming two ye..</b>	Residents' connection and engagement with their community	70%
	<b>Participation</b>	<b>Please indicate whether or not you have done each of the following in the last 12 months.</b>	Contacted the City of Lake Havasu City for help or information	42%
Contacted Lake Havasu City elected officials to express your opinion			16%	17%
Attended a local public meeting			16%	21%
Watched a local public meeting			41%	39%
Volunteered your time to some group/activity			34%	44%
Campaigned or advocated for a local issue, cause, or candidate			20%	16%
Voted in your most recent local election			79%	69%

## Participation

In general, how many times do you:

Access the internet from your home

94% 92%

Access the internet from your cell phone

90% 93%

Visit social media sites

78% 75%

Use or check email

97% 97%

Share your opinions online

37% 29%

























Shop online

58% 55%

























## Complete Set of Frequencies

























This dashboard contains a complete set of responses to each question on the survey. By default, "don't know" responses are excluded, but may be added to the table using the response filter to the right. In some tables, the percentages may not sum to 100%; this is either because the question permitted the respondent to "choose all that apply", or for a question that asked the respondent to select one answer, it is due to the customary practice of rounding values to the nearest whole number.

























Question	Rating	Percentage	Count (N)
<b>Please rate each of the following aspects of quality of life in Lake Havasu City.</b>	<b>Lake Havasu City as a place to live</b>	Excellent	27% N=151
		Good	53% N=293
		Fair	16% N=88
		Poor	4% N=24
<b>Your neighborhood as a place to live</b>	Excellent	39% N=219	
	Good	45% N=251	
	Fair	13% N=73	
	Poor	2% N=13	
<b>Lake Havasu City as a place to raise children</b>	Excellent	15% N=67	
	Good	33% N=145	
	Fair	33% N=144	
	Poor	18% N=78	
<b>Lake Havasu City as a place to work</b>	Excellent	7% N=30	
	Good	19% N=84	
	Fair	44% N=189	
	Poor	30% N=130	
<b>Lake Havasu City as a place to visit</b>	Excellent	54% N=295	
	Good	38% N=204	
	Fair	6% N=32	
	Poor	2% N=11	
<b>Lake Havasu City as a place to retire</b>	Excellent	38% N=194	
	Good	37% N=187	

<b>Please rate each of the following aspects of quality of life in Lake Havasu City.</b>	<b>Lake Havasu City as a place to retire</b>	Fair		<b>16%</b> N=82
		Poor		<b>8%</b> N=42
	<b>The overall quality of life</b>	Excellent		<b>24%</b> N=130
		Good		<b>50%</b> N=276
		Fair		<b>22%</b> N=122
		Poor		<b>4%</b> N=19
	<b>Sense of community</b>	Excellent		<b>25%</b> N=135
		Good		<b>40%</b> N=219
		Fair		<b>25%</b> N=134
		Poor		<b>10%</b> N=55
<b>Please rate each of the following characteristics as they relate to Lake Havasu City as a whole.</b>	<b>Overall economic health</b>	Excellent		<b>8%</b> N=40
		Good		<b>46%</b> N=233
		Fair		<b>35%</b> N=178
		Poor		<b>12%</b> N=59
	<b>Overall quality of the transportation system</b>	Excellent		<b>4%</b> N=22
		Good		<b>27%</b> N=143
		Fair		<b>39%</b> N=205
		Poor		<b>29%</b> N=155
	<b>Overall design or layout of residential and commercial areas</b>	Excellent		<b>10%</b> N=57
		Good		<b>33%</b> N=184
		Fair		<b>33%</b> N=183
		Poor		<b>23%</b> N=129
	<b>Overall quality of the utility infrastructure</b>	Excellent		<b>7%</b> N=36
		Good		<b>39%</b> N=211








Please rate each of the following characteristics as they relate to Lake Havasu City as a whole.

























<b>Overall quality of the utility infrastructure</b>	Fair		<b>35%</b> N=189
	Poor		<b>19%</b> N=102
<b>Overall feeling of safety</b>	Excellent		<b>30%</b> N=168
	Good		<b>54%</b> N=298
	Fair		<b>12%</b> N=68
	Poor		<b>3%</b> N=19
<b>Overall quality of natural environment</b>	Excellent		<b>34%</b> N=186
	Good		<b>48%</b> N=266
	Fair		<b>13%</b> N=74
	Poor		<b>4%</b> N=23
<b>Overall quality of parks and recreation opportunities</b>	Excellent		<b>41%</b> N=223
	Good		<b>41%</b> N=226
	Fair		<b>14%</b> N=80
	Poor		<b>4%</b> N=21
<b>Overall health and wellness opportunities</b>	Excellent		<b>14%</b> N=73
	Good		<b>30%</b> N=157
	Fair		<b>32%</b> N=171
	Poor		<b>24%</b> N=127
<b>Overall opportunities for education, culture, and the arts</b>	Excellent		<b>10%</b> N=52
	Good		<b>37%</b> N=189
	Fair		<b>35%</b> N=177
	Poor		<b>18%</b> N=90
<b>Residents' connection and engagement with their community</b>	Excellent		<b>16%</b> N=81
	Good		<b>42%</b> N=215

Please rate each of the following characteristics as they relate to Lake Havasu City as a whole.	Residents' connection and engagement with their community	Fair		31% N=159
		Poor		12% N=60
Please indicate how likely or unlikely you are to do each of the following.	Recommend living in Lake Havasu City to someone who asks	Very likely		35% N=187
		Somewhat likely		42% N=228
		Somewhat unlikely		9% N=50
		Very unlikely		14% N=73
Remain in Lake Havasu City for the next five years		Very likely		55% N=297
		Somewhat likely		24% N=131
		Somewhat unlikely		12% N=67
		Very unlikely		8% N=43
Please rate how safe or unsafe you feel:	In your neighborhood during the day	Very safe		78% N=435
		Somewhat safe		17% N=94
		Neither safe nor unsafe		3% N=15
		Somewhat unsafe		1% N=6
		Very unsafe		1% N=6
In Lake Havasu City's downtown/commercial area during the day		Very safe		70% N=381
		Somewhat safe		21% N=114
		Neither safe nor unsafe		6% N=32
		Somewhat unsafe		1% N=8
		Very unsafe		2% N=11
From property crime		Very safe		37% N=205
		Somewhat safe		43% N=239
		Neither safe nor unsafe		12% N=64
		Somewhat unsafe		6% N=35








<b>Please rate how safe or unsafe you feel:</b>	<b>From property crime</b>	Very unsafe		<b>1%</b> N=7
	<b>From violent crime</b>	Very safe		<b>53%</b> N=287
		Somewhat safe		<b>36%</b> N=196
		Neither safe nor unsafe		<b>7%</b> N=39
		Somewhat unsafe		<b>3%</b> N=15
		Very unsafe		<b>1%</b> N=8
<b>From fire, flood, or other natural disaster</b>	Very safe		<b>58%</b> N=315	
	Somewhat safe		<b>32%</b> N=178	
	Neither safe nor unsafe		<b>8%</b> N=42	
	Somewhat unsafe		<b>1%</b> N=6	
	Very unsafe		<b>1%</b> N=6	
<b>Please rate the job you feel the Lake Havasu City community does at each of the following.</b>	<b>Making all residents feel welcome</b>	Excellent		<b>26%</b> N=139
		Good		<b>44%</b> N=234
		Fair		<b>18%</b> N=98
		Poor		<b>12%</b> N=66
	<b>Attracting people from diverse backgrounds</b>	Excellent		<b>16%</b> N=77
		Good		<b>40%</b> N=191
		Fair		<b>25%</b> N=118
		Poor		<b>19%</b> N=90
	<b>Valuing/respecting residents from diverse backgrounds</b>	Excellent		<b>17%</b> N=82
		Good		<b>42%</b> N=200
Fair			<b>23%</b> N=110	
Poor			<b>18%</b> N=87	
<b>Taking care of vulnerable residents</b>	Excellent		<b>14%</b> N=65	



























Please rate the job you feel the Lake Havasu City community does at each of the following.	<b>Taking care of vulnerable residents</b>	Good		<b>41%</b> N=188
		Fair		<b>26%</b> N=119
		Poor		<b>19%</b> N=90
Please rate each of the following in the Lake Havasu City community.	<b>Overall quality of business and service establishments</b>	Excellent		<b>13%</b> N=72
		Good		<b>51%</b> N=283
		Fair		<b>25%</b> N=138
		Poor		<b>11%</b> N=60
<b>Variety of business and service establishments</b>	Excellent		<b>11%</b> N=62	
	Good		<b>35%</b> N=190	
	Fair		<b>37%</b> N=205	
	Poor		<b>17%</b> N=93	
<b>Vibrancy of downtown/commercial area</b>	Excellent		<b>19%</b> N=102	
	Good		<b>44%</b> N=239	
	Fair		<b>29%</b> N=160	
	Poor		<b>8%</b> N=44	
<b>Employment opportunities</b>	Excellent		<b>6%</b> N=26	
	Good		<b>20%</b> N=91	
	Fair		<b>38%</b> N=168	
	Poor		<b>36%</b> N=160	
<b>Shopping opportunities</b>	Excellent		<b>4%</b> N=21	
	Good		<b>23%</b> N=125	
	Fair		<b>41%</b> N=226	
	Poor		<b>32%</b> N=175	
<b>Cost of living</b>	Excellent		<b>4%</b> N=22	

<b>Please rate each of the following in the Lake Havasu City community.</b>	<b>Cost of living</b>	Good		<b>18%</b> N=100
		Fair		<b>41%</b> N=224
		Poor		<b>37%</b> N=204
	<b>Overall image or reputation</b>	Excellent		<b>23%</b> N=125
		Good		<b>48%</b> N=261
		Fair		<b>22%</b> N=119
		Poor		<b>8%</b> N=43
<b>Please also rate each of the following in the Lake Havasu City community.</b>	<b>Traffic flow on major streets</b>	Excellent		<b>6%</b> N=31
		Good		<b>40%</b> N=224
		Fair		<b>36%</b> N=197
		Poor		<b>18%</b> N=101
	<b>Ease of public parking</b>	Excellent		<b>13%</b> N=71
		Good		<b>43%</b> N=230
		Fair		<b>32%</b> N=172
		Poor		<b>13%</b> N=68
	<b>Ease of travel by car</b>	Excellent		<b>19%</b> N=103
		Good		<b>50%</b> N=271
		Fair		<b>22%</b> N=120
		Poor		<b>8%</b> N=44
	<b>Ease of travel by public transportation</b>	Excellent		<b>2%</b> N=8
		Good		<b>12%</b> N=40
		Fair		<b>24%</b> N=82
		Poor		<b>61%</b> N=206
	<b>Ease of travel by bicycle</b>	Excellent		<b>8%</b> N=32

























Please also rate each of the following in the Lake Havasu City community.

<b>Ease of travel by bicycle</b>	Good		<b>40%</b> N=162
	Fair		<b>28%</b> N=113
	Poor		<b>23%</b> N=93
<b>Ease of walking</b>	Excellent		<b>15%</b> N=78
	Good		<b>41%</b> N=213
	Fair		<b>27%</b> N=143
	Poor		<b>17%</b> N=91
<b>Well-planned residential growth</b>	Excellent		<b>4%</b> N=21
	Good		<b>26%</b> N=124
	Fair		<b>31%</b> N=149
	Poor		<b>39%</b> N=190
<b>Well-planned commercial growth</b>	Excellent		<b>3%</b> N=14
	Good		<b>20%</b> N=94
	Fair		<b>41%</b> N=191
	Poor		<b>35%</b> N=161
<b>Well-designed neighborhoods</b>	Excellent		<b>5%</b> N=24
	Good		<b>31%</b> N=159
	Fair		<b>42%</b> N=214
	Poor		<b>22%</b> N=111
<b>Preservation of the historical or cultural character of the community</b>	Excellent		<b>13%</b> N=63
	Good		<b>39%</b> N=191
	Fair		<b>38%</b> N=183
	Poor		<b>10%</b> N=51
<b>Public places where people want to spend time</b>	Excellent		<b>21%</b> N=111

























Please also rate each of the following in the Lake Havasu City community.

<b>Public places where people want to spend time</b>	Good		<b>46%</b> N=244
	Fair		<b>23%</b> N=123
	Poor		<b>10%</b> N=55
<b>Variety of housing options</b>	Excellent		<b>5%</b> N=25
	Good		<b>24%</b> N=125
	Fair		<b>34%</b> N=177
	Poor		<b>37%</b> N=196
<b>Availability of affordable quality housing</b>	Excellent		<b>2%</b> N=9
	Good		<b>9%</b> N=43
	Fair		<b>27%</b> N=136
	Poor		<b>63%</b> N=321
<b>Overall quality of new development</b>	Excellent		<b>5%</b> N=24
	Good		<b>29%</b> N=139
	Fair		<b>44%</b> N=209
	Poor		<b>22%</b> N=105
<b>Overall appearance</b>	Excellent		<b>16%</b> N=90
	Good		<b>51%</b> N=278
	Fair		<b>27%</b> N=147
	Poor		<b>6%</b> N=33
<b>Cleanliness</b>	Excellent		<b>24%</b> N=131
	Good		<b>45%</b> N=247
	Fair		<b>25%</b> N=136
	Poor		<b>6%</b> N=35
<b>Water resources</b>	Excellent		<b>41%</b> N=226

























Please also rate each of the following in the Lake Havasu City community.

























	Good		<b>44%</b> N=244
	Fair		<b>13%</b> N=72
	Poor		<b>2%</b> N=12
<b>Air quality</b>	Excellent		<b>45%</b> N=248
	Good		<b>43%</b> N=236
	Fair		<b>11%</b> N=62
	Poor		<b>1%</b> N=5
<b>Availability of paths and walking trails</b>	Excellent		<b>34%</b> N=182
	Good		<b>42%</b> N=226
	Fair		<b>18%</b> N=96
	Poor		<b>5%</b> N=28
<b>Fitness opportunities</b>	Excellent		<b>31%</b> N=164
	Good		<b>48%</b> N=250
	Fair		<b>17%</b> N=87
	Poor		<b>4%</b> N=21
<b>Recreational opportunities</b>	Excellent		<b>40%</b> N=217
	Good		<b>40%</b> N=214
	Fair		<b>17%</b> N=90
	Poor		<b>3%</b> N=16
<b>Availability of affordable quality food</b>	Excellent		<b>11%</b> N=60
	Good		<b>38%</b> N=210
	Fair		<b>32%</b> N=177
	Poor		<b>19%</b> N=103
<b>Availability of affordable quality health care</b>	Excellent		<b>3%</b> N=15

Please also rate each of the following in the Lake Havasu City community.

























<b>Availability of affordable quality health care</b>	Good		<b>20%</b> N=108
	Fair		<b>32%</b> N=169
	Poor		<b>45%</b> N=236
<b>Availability of preventive health services</b>	Excellent		<b>4%</b> N=22
	Good		<b>24%</b> N=120
	Fair		<b>36%</b> N=179
	Poor		<b>36%</b> N=180
<b>Availability of affordable quality mental health care</b>	Excellent		<b>1%</b> N=3
	Good		<b>21%</b> N=69
	Fair		<b>32%</b> N=106
	Poor		<b>46%</b> N=152
<b>Opportunities to attend cultural/arts/music activities</b>	Excellent		<b>14%</b> N=73
	Good		<b>43%</b> N=217
	Fair		<b>30%</b> N=154
	Poor		<b>13%</b> N=65
<b>Community support for the arts</b>	Excellent		<b>14%</b> N=64
	Good		<b>42%</b> N=187
	Fair		<b>34%</b> N=152
	Poor		<b>10%</b> N=47
<b>Availability of affordable quality childcare/preschool</b>	Excellent		<b>2%</b> N=4
	Good		<b>18%</b> N=41
	Fair		<b>39%</b> N=88
	Poor		<b>42%</b> N=95
<b>K-12 education</b>	Excellent		<b>7%</b> N=22

Please also rate each of K-12 education the following in the Lake Havasu City community.

























	Good		<b>36%</b> N=114
	Fair		<b>33%</b> N=105
	Poor		<b>25%</b> N=79
<b>Adult educational opportunities</b>	Excellent		<b>7%</b> N=26
	Good		<b>43%</b> N=162
	Fair		<b>34%</b> N=130
	Poor		<b>17%</b> N=63
<b>Sense of civic/community pride</b>	Excellent		<b>19%</b> N=97
	Good		<b>47%</b> N=235
	Fair		<b>26%</b> N=131
	Poor		<b>8%</b> N=41
<b>Neighborliness of residents</b>	Excellent		<b>18%</b> N=97
	Good		<b>43%</b> N=228
	Fair		<b>26%</b> N=135
	Poor		<b>13%</b> N=68
<b>Opportunities to participate in social events and activities</b>	Excellent		<b>25%</b> N=135
	Good		<b>48%</b> N=255
	Fair		<b>23%</b> N=123
	Poor		<b>4%</b> N=21
<b>Opportunities to attend special events and festivals</b>	Excellent		<b>39%</b> N=212
	Good		<b>42%</b> N=227
	Fair		<b>15%</b> N=82
	Poor		<b>4%</b> N=21
<b>Opportunities to volunteer</b>	Excellent		<b>35%</b> N=167

<b>Please also rate each of the following in the Lake Havasu City community.</b>	<b>Opportunities to volunteer</b>	Good		<b>42%</b> N=204
		Fair		<b>21%</b> N=99
		Poor		<b>3%</b> N=13
<b>Opportunities to participate in community matters</b>		Excellent		<b>24%</b> N=114
		Good		<b>42%</b> N=199
		Fair		<b>25%</b> N=119
		Poor		<b>9%</b> N=44
<b>Openness and acceptance of the community toward people of diverse backgrounds</b>		Excellent		<b>17%</b> N=76
		Good		<b>34%</b> N=153
		Fair		<b>25%</b> N=113
		Poor		<b>23%</b> N=101
<b>Please indicate whether or not you have done each of the following in the last 12 months.</b>	<b>Contacted the City of Lake Havasu City for help or information</b>	No		<b>59%</b> N=324
		Yes		<b>41%</b> N=228
	<b>Contacted Lake Havasu City elected officials to express your opinion</b>	No		<b>83%</b> N=452
		Yes		<b>17%</b> N=93
	<b>Attended a local public meeting</b>	No		<b>79%</b> N=435
		Yes		<b>21%</b> N=117
	<b>Watched a local public meeting</b>	No		<b>61%</b> N=335
		Yes		<b>39%</b> N=217
	<b>Volunteered your time to some group/activity</b>	No		<b>56%</b> N=312
		Yes		<b>44%</b> N=241
	<b>Campaigned or advocated for a local issue, cause, or candidate</b>	No		<b>84%</b> N=460
		Yes		<b>16%</b> N=90
	<b>Voted in your most recent local election</b>	No		<b>31%</b> N=172



























<b>Please indicate whether or not you have done each of the following in the last 12 months.</b>	<b>Voted in your most recent local election</b>	Yes		<b>69%</b> N=381
	<b>Used public transportation instead of driving</b>	No		<b>90%</b> N=497
		Yes		<b>10%</b> N=55
	<b>Carpooled with other adults or children instead of driving alone</b>	No		<b>56%</b> N=305
		Yes		<b>44%</b> N=244
<b>Walked or biked instead of driving</b>	No		<b>55%</b> N=303	
	Yes		<b>45%</b> N=250	
<b>Please rate the quality of each of the following services in Lake Havasu City.</b>	<b>Public information services</b>	Excellent		<b>11%</b> N=53
		Good		<b>50%</b> N=235
		Fair		<b>29%</b> N=137
		Poor		<b>9%</b> N=42
<b>Economic development</b>	Excellent		<b>5%</b> N=22	
	Good		<b>37%</b> N=159	
	Fair		<b>39%</b> N=169	
	Poor		<b>19%</b> N=82	
<b>Traffic enforcement</b>	Excellent		<b>14%</b> N=71	
	Good		<b>45%</b> N=234	
	Fair		<b>28%</b> N=144	
	Poor		<b>13%</b> N=68	
<b>Traffic signal timing</b>	Excellent		<b>7%</b> N=38	
	Good		<b>33%</b> N=179	
	Fair		<b>36%</b> N=192	
	Poor		<b>24%</b> N=127	
<b>Street repair</b>	Excellent		<b>5%</b> N=25	

























Please rate the quality of each of the following services in Lake Havasu City.

<b>Street repair</b>	Good		<b>20%</b> N=106
	Fair		<b>32%</b> N=173
	Poor		<b>44%</b> N=236
<b>Street cleaning</b>	Excellent		<b>9%</b> N=47
	Good		<b>35%</b> N=182
	Fair		<b>37%</b> N=197
	Poor		<b>19%</b> N=101
<b>Street lighting</b>	Excellent		<b>12%</b> N=62
	Good		<b>26%</b> N=132
	Fair		<b>23%</b> N=118
	Poor		<b>39%</b> N=199
<b>Sidewalk maintenance</b>	Excellent		<b>10%</b> N=46
	Good		<b>35%</b> N=165
	Fair		<b>33%</b> N=158
	Poor		<b>22%</b> N=103
<b>Bus or transit services</b>	Excellent		<b>3%</b> N=7
	Good		<b>16%</b> N=44
	Fair		<b>22%</b> N=61
	Poor		<b>60%</b> N=164
<b>Land use, planning and zoning</b>	Excellent		<b>3%</b> N=12
	Good		<b>23%</b> N=97
	Fair		<b>36%</b> N=150
	Poor		<b>39%</b> N=163
<b>Code enforcement</b>	Excellent		<b>6%</b> N=27

























Please rate the quality of each of the following services in Lake Havasu City.

























<b>Code enforcement</b>	Good		<b>24%</b> N=107
	Fair		<b>29%</b> N=128
	Poor		<b>41%</b> N=182
<b>Affordable high-speed internet access</b>	Excellent		<b>6%</b> N=32
	Good		<b>24%</b> N=124
	Fair		<b>33%</b> N=169
	Poor		<b>37%</b> N=191
<b>Garbage collection</b>	Excellent		<b>41%</b> N=219
	Good		<b>43%</b> N=228
	Fair		<b>13%</b> N=69
	Poor		<b>4%</b> N=19
<b>Drinking water</b>	Excellent		<b>14%</b> N=73
	Good		<b>32%</b> N=166
	Fair		<b>32%</b> N=168
	Poor		<b>22%</b> N=115
<b>Sewer services</b>	Excellent		<b>24%</b> N=116
	Good		<b>42%</b> N=205
	Fair		<b>29%</b> N=143
	Poor		<b>6%</b> N=27
<b>Storm water management</b>	Excellent		<b>18%</b> N=93
	Good		<b>44%</b> N=223
	Fair		<b>28%</b> N=143
	Poor		<b>10%</b> N=49
<b>Power (electric and/or gas) utility</b>	Excellent		<b>19%</b> N=100

Please rate the quality of each of the following services in Lake Havasu City.

























<b>Power (electric and/or gas) utility</b>	Good		<b>46%</b> N=245
	Fair		<b>24%</b> N=130
	Poor		<b>11%</b> N=58
<b>Utility billing</b>	Excellent		<b>17%</b> N=88
	Good		<b>43%</b> N=221
	Fair		<b>28%</b> N=145
	Poor		<b>11%</b> N=55
<b>Police/Sheriff services</b>	Excellent		<b>37%</b> N=191
	Good		<b>42%</b> N=215
	Fair		<b>18%</b> N=94
	Poor		<b>3%</b> N=14
<b>Crime prevention</b>	Excellent		<b>30%</b> N=140
	Good		<b>45%</b> N=209
	Fair		<b>22%</b> N=102
	Poor		<b>3%</b> N=16
<b>Animal control</b>	Excellent		<b>25%</b> N=111
	Good		<b>48%</b> N=212
	Fair		<b>21%</b> N=93
	Poor		<b>5%</b> N=24
<b>Ambulance or emergency medical services</b>	Excellent		<b>30%</b> N=130
	Good		<b>45%</b> N=194
	Fair		<b>18%</b> N=79
	Poor		<b>6%</b> N=26
<b>Fire services</b>	Excellent		<b>41%</b> N=179

Please rate the quality of each of the following services in Lake Havasu City.

<b>Fire services</b>	Good		<b>48%</b> N=211
	Fair		<b>9%</b> N=41
	Poor		<b>2%</b> N=10
<b>Fire prevention and education</b>	Excellent		<b>26%</b> N=93
	Good		<b>44%</b> N=156
	Fair		<b>22%</b> N=77
	Poor		<b>8%</b> N=27
<b>Emergency preparedness</b>	Excellent		<b>9%</b> N=28
	Good		<b>35%</b> N=109
	Fair		<b>31%</b> N=97
	Poor		<b>25%</b> N=77
<b>Preservation of natural areas</b>	Excellent		<b>11%</b> N=46
	Good		<b>45%</b> N=192
	Fair		<b>26%</b> N=111
	Poor		<b>19%</b> N=81
<b>Lake Havasu City open space</b>	Excellent		<b>16%</b> N=75
	Good		<b>42%</b> N=198
	Fair		<b>28%</b> N=133
	Poor		<b>14%</b> N=67
<b>Recycling</b>	Excellent		<b>18%</b> N=89
	Good		<b>42%</b> N=215
	Fair		<b>23%</b> N=114
	Poor		<b>17%</b> N=88
<b>City parks</b>	Excellent		<b>39%</b> N=210








Please rate the quality of each of the following services in Lake Havasu City.	City parks	Good		47% N=256
		Fair		11% N=61
		Poor		2% N=12
	Recreation programs or classes	Excellent		19% N=76
		Good		43% N=174
		Fair		29% N=117
		Poor		9% N=38
	Recreation centers or facilities	Excellent		18% N=83
		Good		47% N=218
		Fair		29% N=133
		Poor		6% N=29
	Health services	Excellent		6% N=31
		Good		28% N=137
Fair			35% N=174	
Poor			31% N=156	
Public library services	Excellent		30% N=132	
	Good		50% N=221	
	Fair		14% N=60	
	Poor		6% N=27	
Overall customer service by Lake Havasu City employees	Excellent		26% N=124	
	Good		49% N=233	
	Fair		17% N=80	
	Poor		8% N=39	
Please rate the following categories of	The value of services for the taxes paid to Lake Havasu City	Excellent		9% N=42
























Please rate the following categories of Lake Havasu City government performance.	Category	Rating	
		Percentage	Count (N)
The value of services for the taxes paid to Lake Havasu City	Good	40%	N=192
	Fair	34%	N=162
	Poor	18%	N=87
The overall direction that Lake Havasu City is taking	Excellent	6%	N=28
	Good	31%	N=150
	Fair	34%	N=165
	Poor	29%	N=143
The job Lake Havasu City government does at welcoming resident involvement	Excellent	10%	N=42
	Good	35%	N=144
	Fair	37%	N=151
	Poor	18%	N=74
Overall confidence in Lake Havasu City government	Excellent	6%	N=32
	Good	32%	N=160
	Fair	36%	N=180
	Poor	25%	N=125
Generally acting in the best interest of the community	Excellent	9%	N=42
	Good	32%	N=155
	Fair	33%	N=158
	Poor	27%	N=129
Being honest	Excellent	12%	N=48
	Good	32%	N=136
	Fair	31%	N=130
	Poor	25%	N=105
Being open and transparent to the public	Excellent	11%	N=48

























Please rate the following categories of Lake Havasu City government performance.	Being open and transparent to the public	Good		30% N=126
		Fair		35% N=147
		Poor		24% N=103
	Informing residents about issues facing the community	Excellent		9% N=38
		Good		32% N=140
		Fair		35% N=155
		Poor		25% N=111
	Treating all residents fairly	Excellent		12% N=49
		Good		37% N=158
Fair			28% N=119	
Poor			23% N=97	
Treating residents with respect	Excellent		17% N=75	
	Good		43% N=192	
	Fair		29% N=132	
	Poor		11% N=50	
Overall, how would you rate the quality of the services provided by each of the following?	The City of Lake Havasu City	Excellent		13% N=67
		Good		51% N=268
		Fair		27% N=142
		Poor		9% N=47
	The Federal Government	Excellent		3% N=15
		Good		17% N=83
		Fair		35% N=175
		Poor		46% N=230
Please rate how important, if at all, you	Overall economic health	Essential		49% N=264



























Please rate how important, if at all, you think it is for the Lake Havasu City community to focus on each of the following in the coming two years.	Overall economic health	Very important	
		Percentage	Count (N)
		40%	218
		10%	57
		0%	1
	Overall quality of the transportation system	Essential	22% N=122
		Very important	44% N=244
		Somewhat important	28% N=152
		Not at all important	6% N=32
	Overall design or layout of residential and commercial areas	Essential	28% N=153
		Very important	46% N=249
		Somewhat important	21% N=117
		Not at all important	5% N=28
	Overall quality of the utility infrastructure	Essential	52% N=286
		Very important	38% N=211
		Somewhat important	10% N=53
		Not at all important	0% N=1
	Overall feeling of safety	Essential	47% N=258
		Very important	36% N=200
		Somewhat important	15% N=83
		Not at all important	1% N=7
	Overall quality of natural environment	Essential	33% N=183
		Very important	46% N=252
		Somewhat important	19% N=105
		Not at all important	2% N=9
	Overall quality of parks and recreation opportunities	Essential	32% N=176

<b>Please rate how important, if at all, you think it is for the Lake Havasu City community to focus on each of the following in the coming two years.</b>	<b>Overall quality of parks and recreation opportunities</b>	Very important		<b>50%</b> N=272
		Somewhat important		<b>16%</b> N=89
		Not at all important		<b>2%</b> N=12
	<b>Overall health and wellness opportunities</b>	Essential		<b>51%</b> N=278
Very important			<b>34%</b> N=186	
Somewhat important			<b>15%</b> N=82	
Not at all important			<b>1%</b> N=4	
<b>Overall opportunities for education, culture, and the arts</b>	Essential		<b>28%</b> N=156	
	Very important		<b>42%</b> N=232	
	Somewhat important		<b>27%</b> N=150	
	Not at all important		<b>2%</b> N=12	
<b>Residents' connection and engagement with their community</b>	Essential		<b>19%</b> N=103	
	Very important		<b>46%</b> N=251	
	Somewhat important		<b>33%</b> N=180	
	Not at all important		<b>3%</b> N=16	
<b>How much of a priority, if at all, should it be for Lake Havasu City to focus on and address each of the projects and issues over the next five years.</b>	<b>Increase citywide beautification efforts (code enforcement, park improvements, weed removal, etc.)</b>	High priority		<b>33%</b> N=179
		Medium priority		<b>43%</b> N=235
		Low priority		<b>19%</b> N=102
		Not a priority		<b>5%</b> N=28
<b>Maintaining and improving streets</b>	High priority		<b>69%</b> N=382	
	Medium priority		<b>27%</b> N=149	
	Low priority		<b>1%</b> N=7	
	Not a priority		<b>2%</b> N=11	
<b>Expanding water conservation efforts</b>	High priority		<b>53%</b> N=291	

<b>How much of a priority, if at all, should it be for Lake Havasu City to focus on and address each of the projects and issues over the next five years.</b>	<b>Expanding water conservation efforts</b>	Medium priority		<b>34%</b> N=189
		Low priority		<b>10%</b> N=53
		Not a priority		<b>3%</b> N=16
		<b>Improving aging city facilities</b>	High priority	
		Medium priority		<b>40%</b> N=218
		Low priority		<b>15%</b> N=79
		Not a priority		<b>6%</b> N=30
<b>How much of a priority, if at all, should it be for Lake Havasu City to complete the following projects.</b>	<b>Additional road improvements</b>	High priority		<b>65%</b> N=355
		Medium priority		<b>27%</b> N=148
		Low priority		<b>7%</b> N=41
		Not a priority		<b>0%</b> N=1
	<b>Additional debris cleanup on Hwy 95</b>	High priority		<b>48%</b> N=265
		Medium priority		<b>38%</b> N=205
		Low priority		<b>11%</b> N=59
		Not a priority		<b>3%</b> N=18
	<b>Additional Park improvements (pool, splashpad, playground equipment, etc.)</b>	High priority		<b>26%</b> N=140
		Medium priority		<b>42%</b> N=228
		Low priority		<b>28%</b> N=150
		Not a priority		<b>4%</b> N=22
	<b>Improvements to downtown streetscape (lighting, benches, trash receptacles, etc.)</b>	High priority		<b>25%</b> N=134
		Medium priority		<b>41%</b> N=224
		Low priority		<b>25%</b> N=134
		Not a priority		<b>10%</b> N=53
<b>How much of a priority, if at all, should the Lake</b>	<b>Increasing prevention of juvenile crime</b>	High priority		<b>67%</b> N=350

How much of a priority, if at all, should the Lake Havasu City Police Department place on each of the following in the next two years?	Increasing prevention of juvenile crime		
	Medium priority		<b>28%</b> N=144
	Low priority		<b>3%</b> N=15
	Not a priority		<b>2%</b> N=12
<b>Increasing drug enforcement</b>	High priority		<b>69%</b> N=369
	Medium priority		<b>21%</b> N=111
	Low priority		<b>8%</b> N=40
	Not a priority		<b>3%</b> N=17
<b>Enforcing nuisance/code violations (e.g., loud music, abandoned cars, litter)</b>	High priority		<b>37%</b> N=198
	Medium priority		<b>41%</b> N=222
	Low priority		<b>18%</b> N=95
	Not a priority		<b>4%</b> N=24
<b>Increasing connections with the community (e.g., community forums, events, relationship building)</b>	High priority		<b>29%</b> N=156
	Medium priority		<b>46%</b> N=246
	Low priority		<b>20%</b> N=106
	Not a priority		<b>5%</b> N=25
<b>Sharing more information with residents about law enforcement activities and public safety information</b>	High priority		<b>31%</b> N=166
	Medium priority		<b>49%</b> N=262
	Low priority		<b>16%</b> N=86
	Not a priority		<b>5%</b> N=25
<b>Assisting or dealing with the homeless/transient population</b>	High priority		<b>51%</b> N=273
	Medium priority		<b>37%</b> N=200
	Low priority		<b>10%</b> N=55
	Not a priority		<b>2%</b> N=13
<b>Increasing school safety/security</b>	High priority		<b>52%</b> N=271

























How much of a priority, if at all, should the Lake Havasu City Police Department place on each of the following in the next two years?	Increasing school safety/security	
	Priority	Percentage / N
Increasing school safety/security	Medium priority	35% N=182
	Low priority	9% N=46
	Not a priority	4% N=18
Increasing traffic enforcement	High priority	24% N=129
	Medium priority	44% N=236
	Low priority	27% N=148
	Not a priority	5% N=26
Working with residents to solve neighborhood problems	High priority	30% N=160
	Medium priority	49% N=259
	Low priority	15% N=79
	Not a priority	6% N=32
Increasing training for law enforcement officers (e.g. de-escalation techniques, crisis management, mental health)	High priority	51% N=266
	Medium priority	33% N=175
	Low priority	14% N=73
	Not a priority	2% N=10
Recruiting and hiring more diverse staff	High priority	23% N=118
	Medium priority	27% N=136
	Low priority	24% N=120
	Not a priority	26% N=129
Increasing the use of cameras (e.g., body cameras, in car cameras)	High priority	28% N=141
	Medium priority	37% N=189
	Low priority	25% N=130
	Not a priority	10% N=50
Increasing the use of technology (e.g., drones, electric weapons that	High priority	22% N=109

<b>How much of a priority, if at all, should the Lake Havasu City Police Department place on each of the following in the next two years?</b>	<b>Increasing the use of technology (e.g., drones, electric weapons that are less lethal, etc.)</b>	Medium priority		<b>33%</b> N=167
		Low priority		<b>30%</b> N=152
		Not a priority		<b>15%</b> N=73
	<b>Hiring (more) mental health workers to assist with response to calls</b>	High priority		<b>36%</b> N=184
		Medium priority		<b>30%</b> N=154
		Low priority		<b>24%</b> N=122
		Not a priority		<b>11%</b> N=57
<b>In general, how many times do you:</b>	<b>Access the internet from your home</b>	Several times a day		<b>76%</b> N=418
		Once a day		<b>7%</b> N=37
		A few times a week		<b>9%</b> N=47
		Every few weeks		<b>4%</b> N=22
		Less often or never		<b>4%</b> N=24
	<b>Access the internet from your cell phone</b>	Several times a day		<b>79%</b> N=431
		Once a day		<b>8%</b> N=43
		A few times a week		<b>7%</b> N=37
		Every few weeks		<b>1%</b> N=5
		Less often or never		<b>6%</b> N=31
	<b>Visit social media sites</b>	Several times a day		<b>48%</b> N=261
		Once a day		<b>17%</b> N=92
		A few times a week		<b>10%</b> N=53
		Every few weeks		<b>2%</b> N=13
		Less often or never		<b>23%</b> N=123
	<b>Use or check email</b>	Several times a day		<b>69%</b> N=375
		Once a day		<b>20%</b> N=109

<b>In general, how many times do you:</b>	<b>Use or check email</b>	A few times a week		<b>8%</b> N=45
		Every few weeks		<b>1%</b> N=6
		Less often or never		<b>2%</b> N=10
<b>Share your opinions online</b>		Several times a day		<b>10%</b> N=50
		Once a day		<b>6%</b> N=32
		A few times a week		<b>13%</b> N=68
		Every few weeks		<b>13%</b> N=67
		Less often or never		<b>59%</b> N=309
<b>Shop online</b>		Several times a day		<b>11%</b> N=60
		Once a day		<b>10%</b> N=54
		A few times a week		<b>34%</b> N=185
		Every few weeks		<b>29%</b> N=159
		Less often or never		<b>15%</b> N=82
<b>Please rate your overall health.</b>		Excellent		<b>18%</b> N=102
		Very good		<b>46%</b> N=253
		Good		<b>24%</b> N=134
		Fair		<b>8%</b> N=45
		Poor		<b>3%</b> N=18
<b>What impact, if any, do you think the economy will have on your family income in the next 6 months? Do you think the impact will be:</b>		Very positive		<b>2%</b> N=13
		Somewhat positive		<b>9%</b> N=49
		Neutral		<b>39%</b> N=214
		Somewhat negative		<b>39%</b> N=212
		Very negative		<b>11%</b> N=61
<b>How many years have you lived in Lake Havasu City?</b>		Less than 2 years		<b>8%</b> N=44

<b>How many years have you lived in Lake Havasu City?</b>	2-5 years		<b>19%</b> N=104
	6-10 years		<b>21%</b> N=115
	11-20 years		<b>24%</b> N=131
	More than 20 years		<b>29%</b> N=159
<b>Which best describes the building you live in?</b>	Single-family detached home		<b>77%</b> N=423
	Townhouse or duplex (may share walls but no units above or below you)		<b>15%</b> N=84
	Condominium or apartment (have units above or below you)		<b>6%</b> N=32
	Mobile home		<b>1%</b> N=4
	Other		<b>2%</b> N=9
<b>Do you rent or own your home?</b>	Rent		<b>26%</b> N=142
	Own		<b>74%</b> N=413
<b>About how much is your monthly housing cost for the place you live (including rent, mortgage payment, property tax, property insurance and homeowners' association (HOA) fees)?</b>	Less than \$300		<b>6%</b> N=33
	\$300 to \$599		<b>11%</b> N=58
	\$600 to \$999		<b>18%</b> N=98
	\$1,000 to \$1,499		<b>25%</b> N=134
	\$1,500 to \$2,499		<b>29%</b> N=154
	\$2,500 to \$3,999		<b>6%</b> N=34
	\$4,000 to \$6,999		<b>4%</b> N=19
	\$7,000 to \$9,999		<b>0%</b> N=1
	\$10,000 or more		<b>0%</b> N=2
<b>Do any children 17 or under live in your household?</b>	No		<b>83%</b> N=455
	Yes		<b>17%</b> N=96
<b>Are you or any other members of your household aged 65 or older?</b>	No		<b>48%</b> N=263
	Yes		<b>52%</b> N=286



<b>How much do you anticipate your household's total income before taxes will be for the current year? (Please include in your total income money from all sources for all persons living in your household.)</b>	Less than \$25,000		<b>8%</b> N=42
	\$25,000 to \$49,999		<b>23%</b> N=120
	\$50,000 to \$74,999		<b>24%</b> N=123
	\$75,000 to \$99,999		<b>15%</b> N=75
	\$100,000 to \$149,999		<b>20%</b> N=101
	\$150,000 to \$199,999		<b>4%</b> N=21
	\$200,000 to \$299,999		<b>4%</b> N=19
	\$300,000 or more		<b>2%</b> N=9
<b>Are you of Hispanic, Latino/a/x, or Spanish origin?</b>	No, not of Hispanic, Latino/a/x, or Spanish origin		<b>87%</b> N=472
	Yes, I consider myself to be of Hispanic, Latino/a/x, or Spanish origin		<b>13%</b> N=69
<b>What is your race? (Mark one or more races to indicate what race you consider yourself to be.)</b>	American Indian or Alaska Native		<b>3%</b> N=18
	Asian		<b>2%</b> N=11
	Black or African American		<b>1%</b> N=7
	Native Hawaiian or Other Pacific Islander		<b>1%</b> N=6
	White		<b>93%</b> N=495
	A race not listed		<b>7%</b> N=38
<b>In which category is your age?</b>	18-24 years		<b>6%</b> N=35
	25-34 years		<b>8%</b> N=45
	35-44 years		<b>11%</b> N=58
	45-54 years		<b>13%</b> N=73
	55-64 years		<b>16%</b> N=86
	65-74 years		<b>26%</b> N=143
	75 years or older		<b>20%</b> N=110
<b>What is your gender?</b>	Woman		<b>48%</b> N=263

**What is your gender?**

Man



**48%**  
N=263

Other/prefer not to answer



**4%**  
N=23

## Methods (Open Participation)



As part of its participation in The National Community Survey™ (The NCS™), the City of Lake Havasu City conducted a survey of 200 residents. Survey invitations were mailed to randomly selected households and data were collected from November 14, 2023 to January 3, 2024. The results from this main survey effort represent the most robust estimate of your residents’ opinions.

After the above data collection period was underway, a link to an online open participation survey was publicized by the City of Lake Havasu City. The open participation survey was identical to the probability sample survey with two small updates; it included a map at the beginning asking where the respondent lives and also a question about where they heard about the survey. The open participation survey was open to all Lake Havasu City residents and became available on December 12, 2023. The survey remained open for three weeks and there were 277 responses.

The open participation survey data were not collected through a random sample and it is unknown who in the community was aware of the survey; therefore, a level of confidence in the representativeness of the sample cannot be estimated. Due to limited response, the results were not statistically weighted.












		Unweighted	Weighted	Target <sup>19</sup>
Age	18-34	6%	20%	19%
	35-54	23%	22%	22%
	55+	70%	59%	58%
Hispanic	No, not of Hispanic, Latino/a/x, or Spanish origin	91%	87%	87%
	Yes, I consider myself to be of Hispanic, Latino/a/x, or Spanish origin	9%	13%	13%
Housing type	Attached	7%	22%	22%
	Detached	93%	78%	78%
Race/ethnic..	Not white alone	16%	18%	17%
	White alone, not Hispanic or Latino	84%	82%	83%
Sex	Man	39%	50%	50%
	Woman	61%	50%	50%
Sex/age	Man 18-34	4%	10%	10%
	Man 35-54	7%	11%	11%
	Man 55+	28%	29%	29%

	Woman 18-34	<b>3%</b>	<b>9%</b>	<b>9%</b>
	Woman 35-54	<b>16%</b>	<b>11%</b>	<b>11%</b>
	Woman 55+	<b>42%</b>	<b>29%</b>	<b>29%</b>
Tenure	Own	<b>88%</b>	<b>74%</b>	<b>74%</b>
	Rent	<b>12%</b>	<b>26%</b>	<b>26%</b>















18. Pasek, J. (2014). ANES Weighting Algorithm. Retrieved from <https://surveyinsights.org/wp-content/uploads/2014/07/Full-anesrake-paper.pdf>  
 19. Targets come from the 2020 Census and 2022 American Community Survey.















## Open Participation Survey Results

This dashboard contains a complete set of responses to each question on the open participation survey. By default, "don't know" responses are excluded, but may be added to the table using the response filter to the right. In some tables, the percentages may not sum to 100%; this is either because the question permitted the respondent to "choose all that apply", or for a question that asked the respondent to select one answer, it is due to the customary practice of rounding values to the nearest whole number.















<b>Please rate each of the following aspects of quality of life in Lake Havasu City.</b> Lake Havasu City as a place to live	Excellent		<b>22%</b> N=62
	Good		<b>45%</b> N=124
	Fair		<b>24%</b> N=67
	Poor		<b>9%</b> N=24
Your neighborhood as a place to live	Excellent		<b>35%</b> N=95
	Good		<b>40%</b> N=111
	Fair		<b>20%</b> N=54
	Poor		<b>5%</b> N=15
Lake Havasu City as a place to raise children	Excellent		<b>12%</b> N=26
	Good		<b>33%</b> N=74
	Fair		<b>31%</b> N=69

**Please rate each of the following aspects of quality of life in Lake Havasu City.**

Lake Havasu City as a place to raise children	Poor		<b>24%</b> N=55
Lake Havasu City as a place to work	Excellent		<b>6%</b> N=14
	Good		<b>21%</b> N=49
	Fair		<b>37%</b> N=88
	Poor		<b>36%</b> N=86
Lake Havasu City as a place to visit	Excellent		<b>48%</b> N=130
	Good		<b>44%</b> N=118
	Fair		<b>7%</b> N=18
	Poor		<b>1%</b> N=4
Lake Havasu City as a place to retire	Excellent		<b>28%</b> N=72
	Good		<b>44%</b> N=112
	Fair		<b>20%</b> N=52
	Poor		<b>8%</b> N=22
The overall quality of life	Excellent		<b>17%</b> N=48

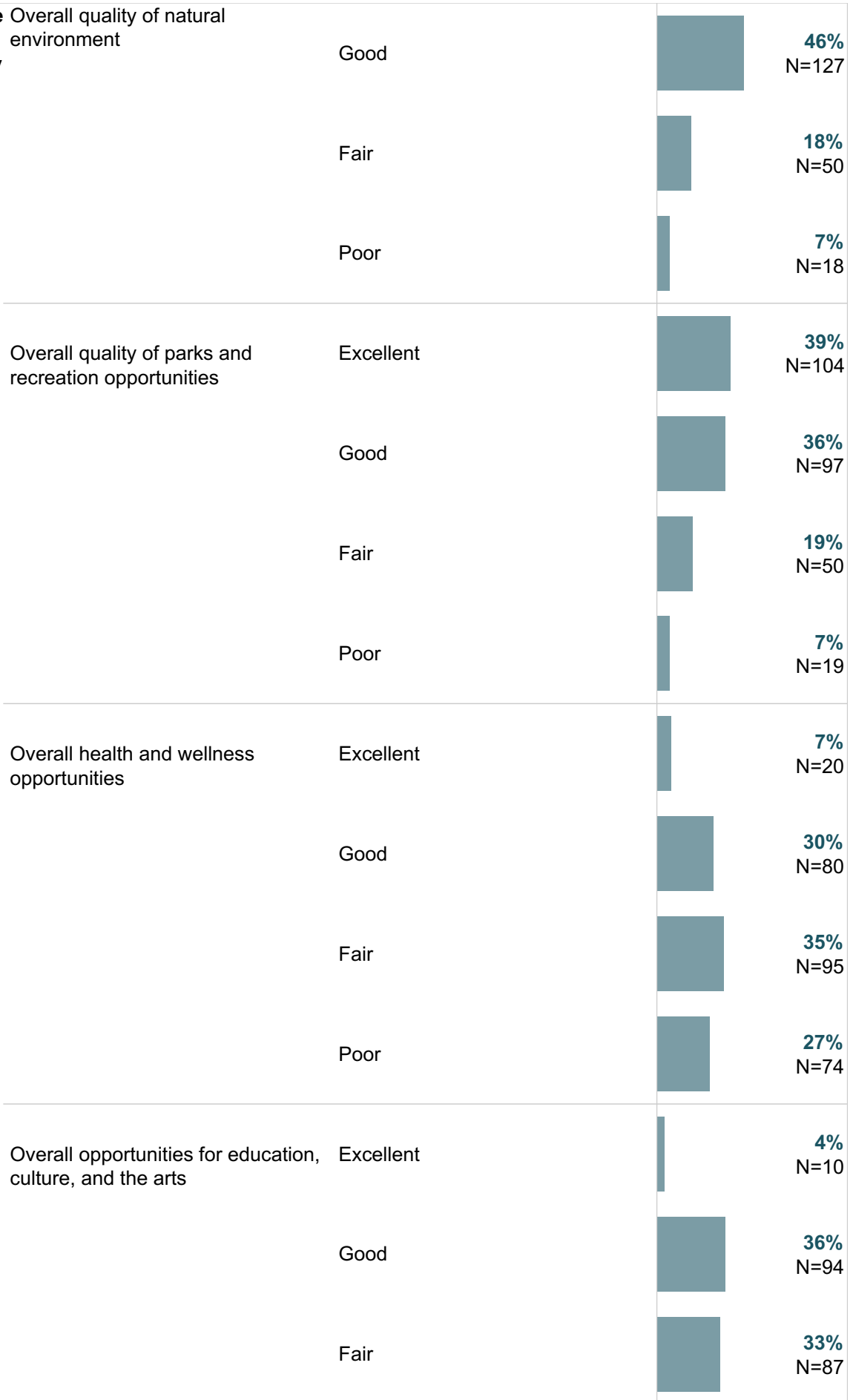
<p><b>Please rate each of the following aspects of quality of life in Lake Havasu City.</b></p>	The overall quality of life		Good		<b>46%</b> N=127
			Fair		<b>28%</b> N=77
			Poor		<b>8%</b> N=22
Sense of community	Excellent				<b>26%</b> N=69
	Good				<b>39%</b> N=105
	Fair				<b>25%</b> N=69
	Poor				<b>10%</b> N=28
<p><b>Please rate each of the following characteristics as they relate to Lake Havasu City as a whole.</b></p>	Overall economic health		Excellent		<b>9%</b> N=24
			Good		<b>41%</b> N=109
			Fair		<b>32%</b> N=85
			Poor		<b>18%</b> N=49
Overall quality of the transportation system	Excellent				<b>4%</b> N=10
	Good				<b>22%</b> N=60
	Fair				<b>33%</b> N=90















**Please rate each of the following characteristics as they relate to Lake Havasu City as a whole.**

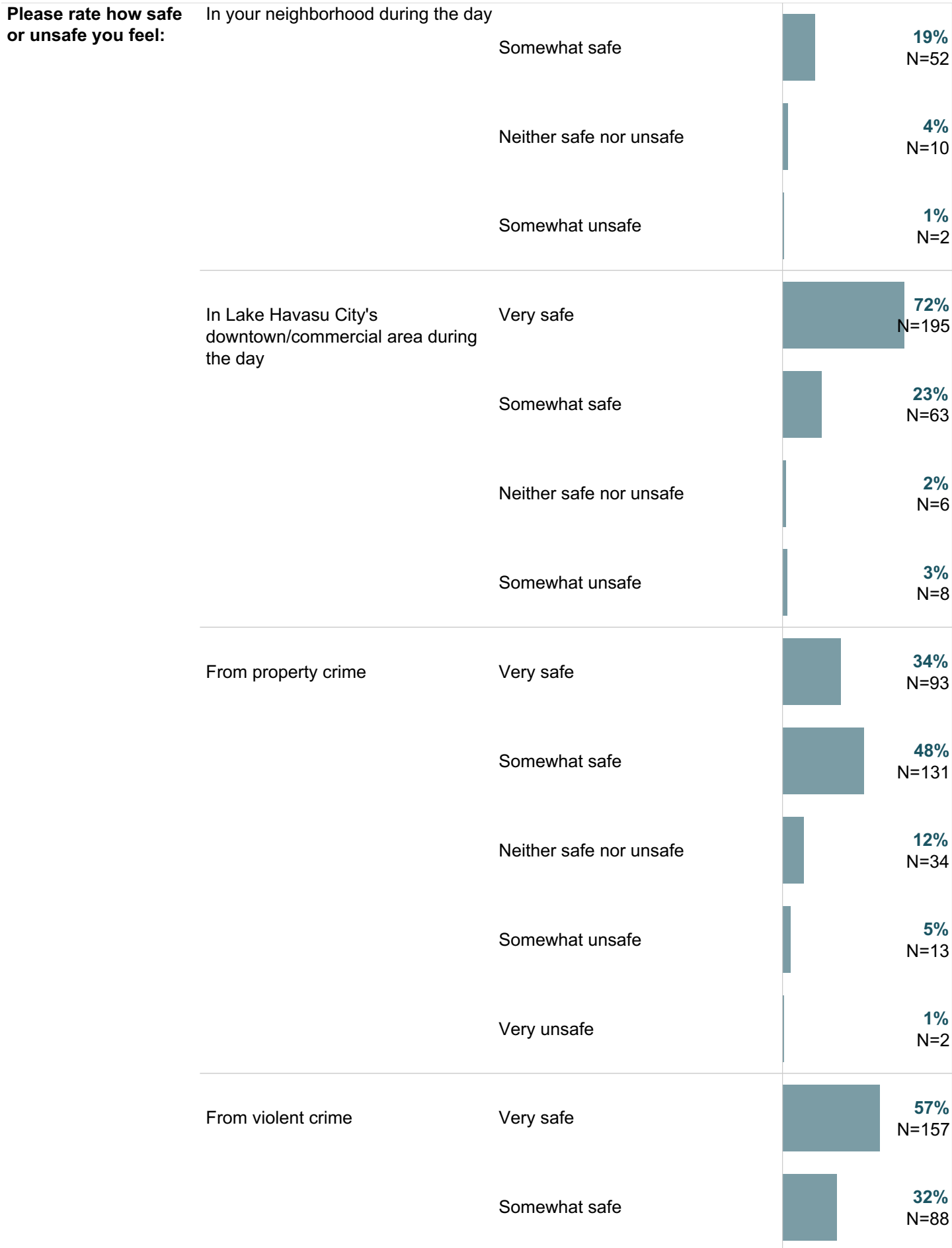
Overall quality of the transportation system	Poor		<b>41%</b> N=111
Overall design or layout of residential and commercial areas	Excellent		<b>5%</b> N=15
	Good		<b>23%</b> N=64
	Fair		<b>37%</b> N=103
	Poor		<b>34%</b> N=95
Overall quality of the utility infrastructure	Excellent		<b>4%</b> N=11
	Good		<b>30%</b> N=81
	Fair		<b>41%</b> N=113
	Poor		<b>25%</b> N=68
Overall feeling of safety	Excellent		<b>32%</b> N=87
	Good		<b>54%</b> N=148
	Fair		<b>12%</b> N=34
	Poor		<b>2%</b> N=6
Overall quality of natural environment	Excellent		<b>29%</b> N=81

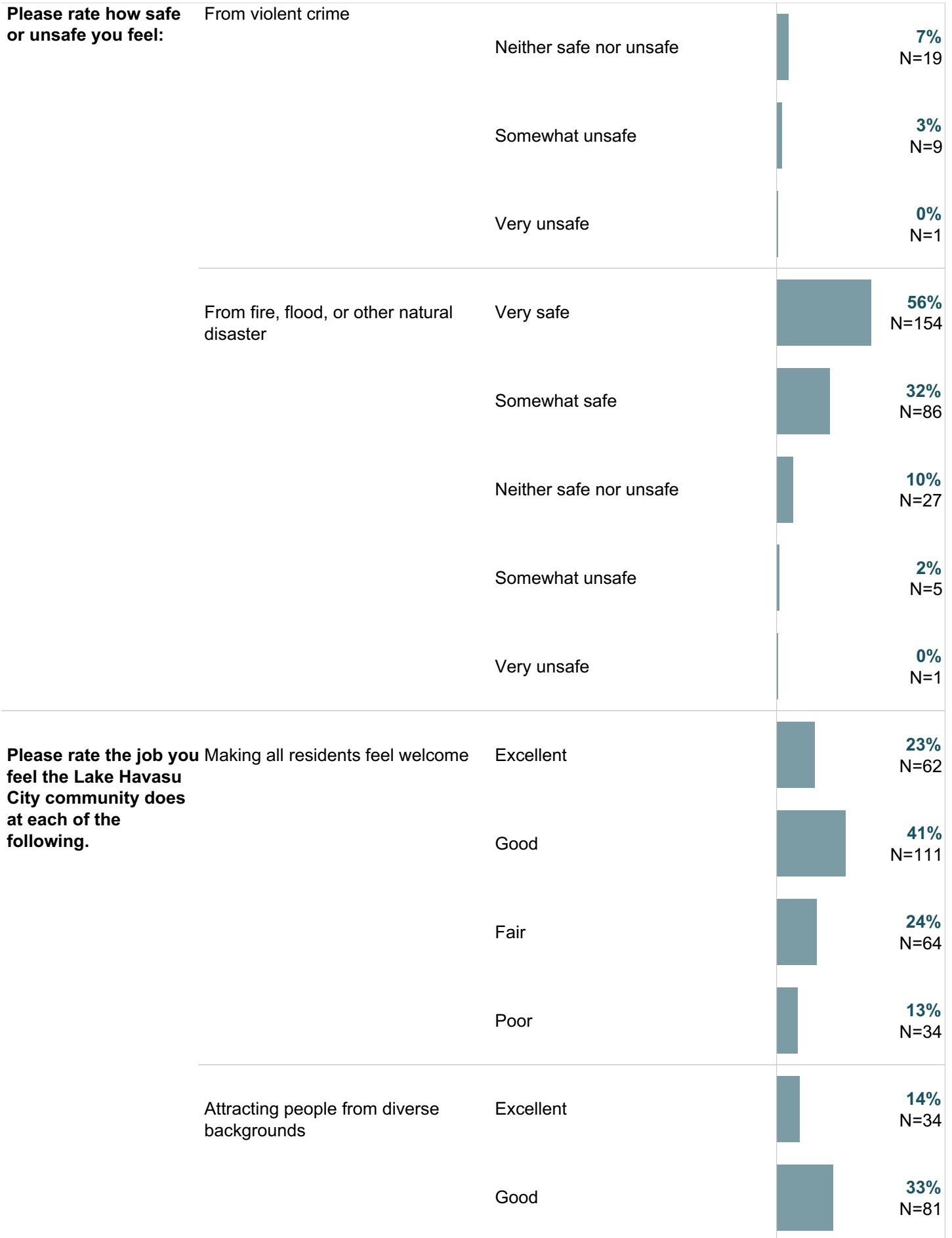
















**Please rate each of the following characteristics as they relate to Lake Havasu City as a whole.**



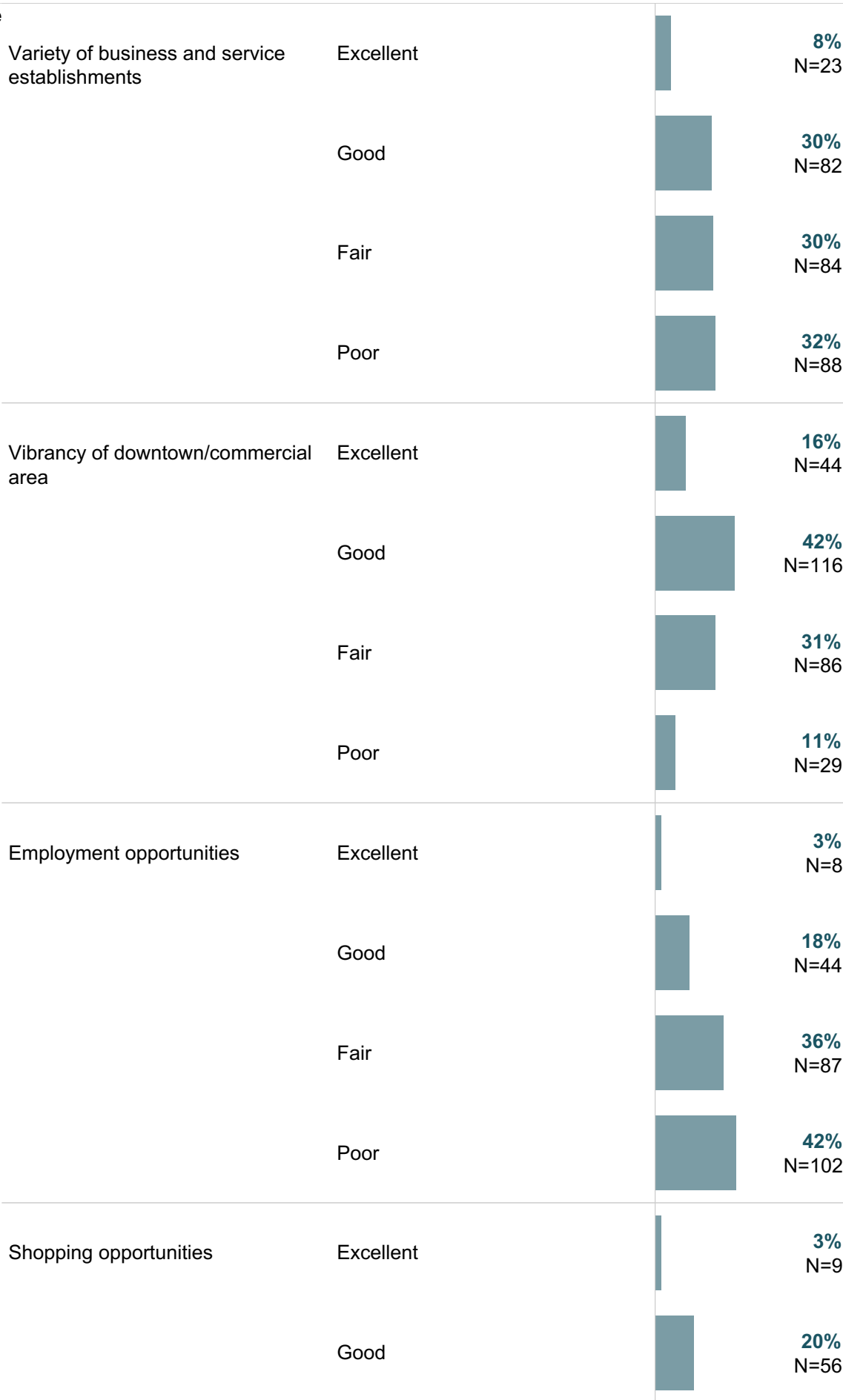
<b>Please rate each of the following characteristics as they relate to Lake Havasu City as a whole.</b>	Overall opportunities for education, culture, and the arts	Poor		<b>27%</b> N=71
	Residents' connection and engagement with their community	Excellent		<b>14%</b> N=39
		Good		<b>43%</b> N=116
		Fair		<b>32%</b> N=86
		Poor		<b>11%</b> N=31
<b>Please indicate how likely or unlikely you are to do each of the following.</b>	Recommend living in Lake Havasu City to someone who asks	Very likely		<b>27%</b> N=73
		Somewhat likely		<b>39%</b> N=105
		Somewhat unlikely		<b>14%</b> N=39
		Very unlikely		<b>20%</b> N=55
	Remain in Lake Havasu City for the next five years	Very likely		<b>51%</b> N=136
	Somewhat likely		<b>22%</b> N=57	
	Somewhat unlikely		<b>9%</b> N=23	
	Very unlikely		<b>19%</b> N=49	
<b>Please rate how safe or unsafe you feel:</b>	In your neighborhood during the day	Very safe		<b>77%</b> N=208



















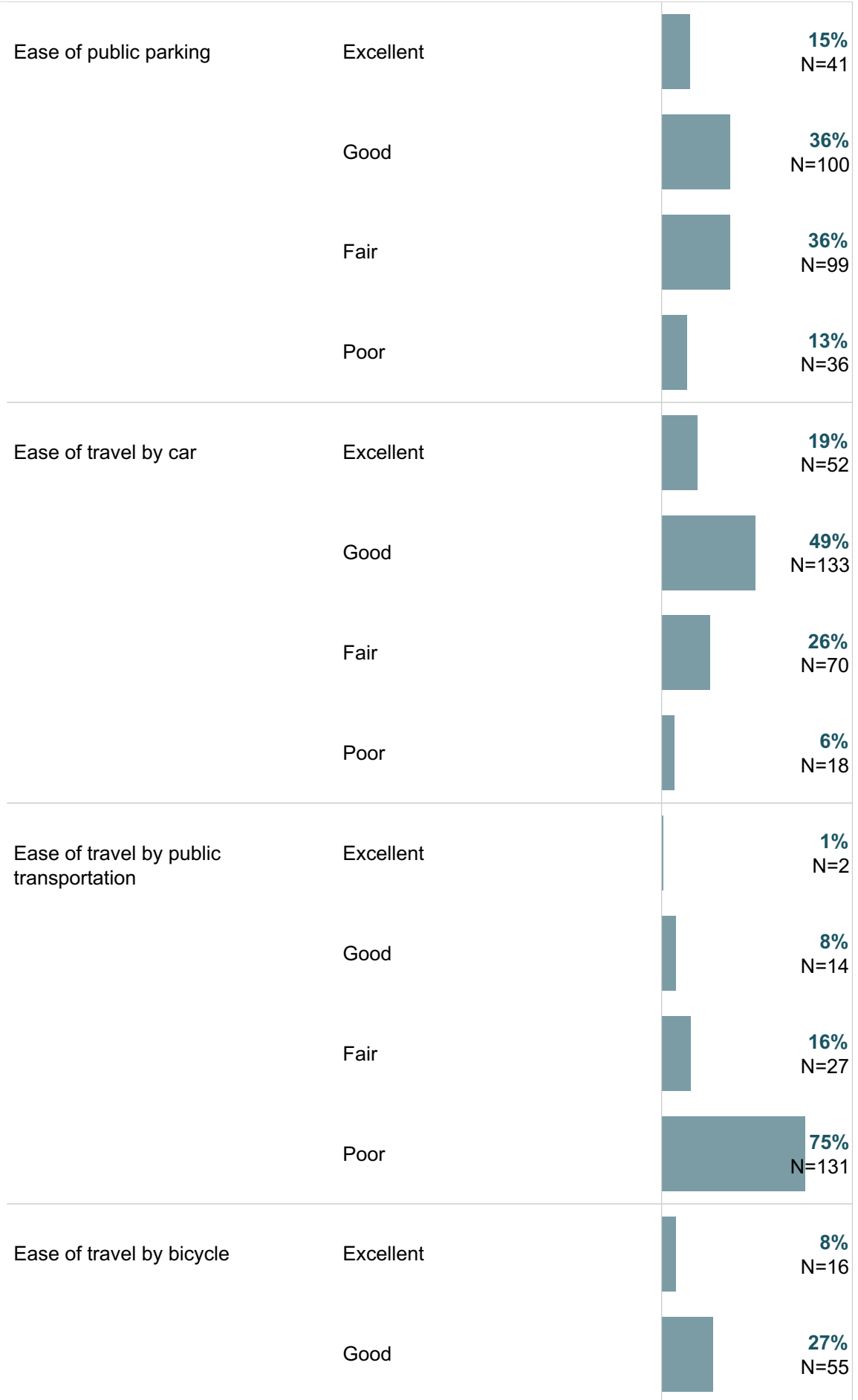
<b>Please rate the job you feel the Lake Havasu City community does at each of the following.</b>	Attracting people from diverse backgrounds	Fair		<b>24%</b> N=59
		Poor		<b>28%</b> N=69
<b>Please rate each of the following in the Lake Havasu City community.</b>	Overall quality of business and service establishments	Valuing/respecting residents from diverse backgrounds	Excellent	 <b>20%</b> N=49
		Good	 <b>30%</b> N=72	
		Fair	 <b>25%</b> N=60	
		Poor	 <b>25%</b> N=62	
<b>Please rate each of the following in the Lake Havasu City community.</b>	Overall quality of business and service establishments	Taking care of vulnerable residents	Excellent	 <b>13%</b> N=34
		Good	 <b>30%</b> N=77	
		Fair	 <b>26%</b> N=66	
		Poor	 <b>31%</b> N=80	
<b>Please rate each of the following in the Lake Havasu City community.</b>	Overall quality of business and service establishments		Excellent	 <b>11%</b> N=30
			Good	 <b>43%</b> N=120
			Fair	 <b>34%</b> N=94
			Poor	 <b>12%</b> N=32

**Please rate each of the following in the Lake Havasu City community.**



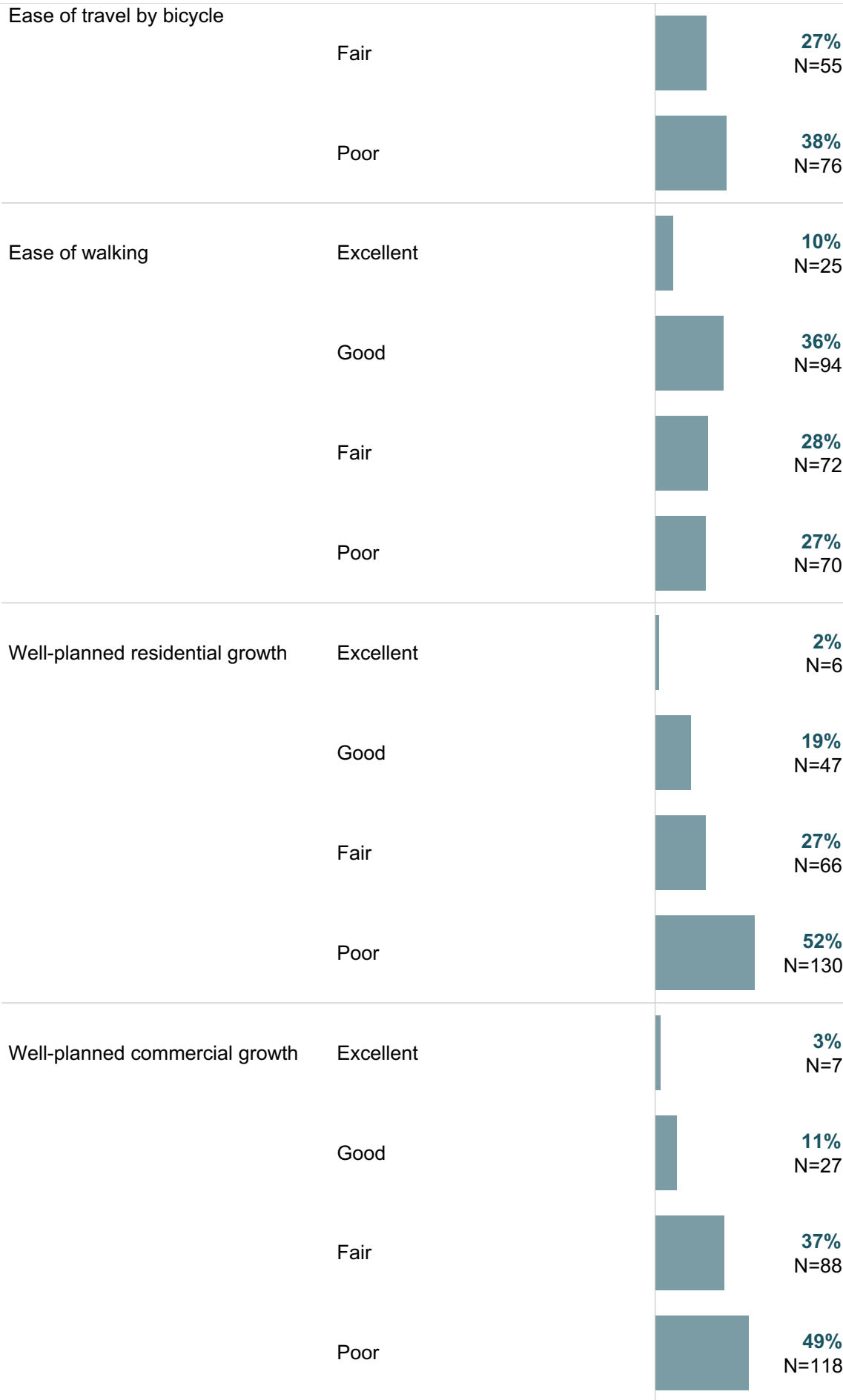
<b>Please rate each of the following in the Lake Havasu City community.</b>	Shopping opportunities	Fair		<b>34%</b> N=91
		Poor		<b>43%</b> N=115
<b>Please rate each of the following in the Lake Havasu City community.</b>	Cost of living	Excellent		<b>4%</b> N=11
		Good		<b>18%</b> N=51
		Fair		<b>29%</b> N=80
		Poor		<b>49%</b> N=135
<b>Please rate each of the following in the Lake Havasu City community.</b>	Overall image or reputation	Excellent		<b>19%</b> N=53
		Good		<b>41%</b> N=112
		Fair		<b>28%</b> N=77
		Poor		<b>12%</b> N=34
<b>Please also rate each of the following in the Lake Havasu City community.</b>	Traffic flow on major streets	Excellent		<b>7%</b> N=18
		Good		<b>32%</b> N=88
		Fair		<b>34%</b> N=95
		Poor		<b>28%</b> N=76

**Please also rate each of the following in the Lake Havasu City community.**

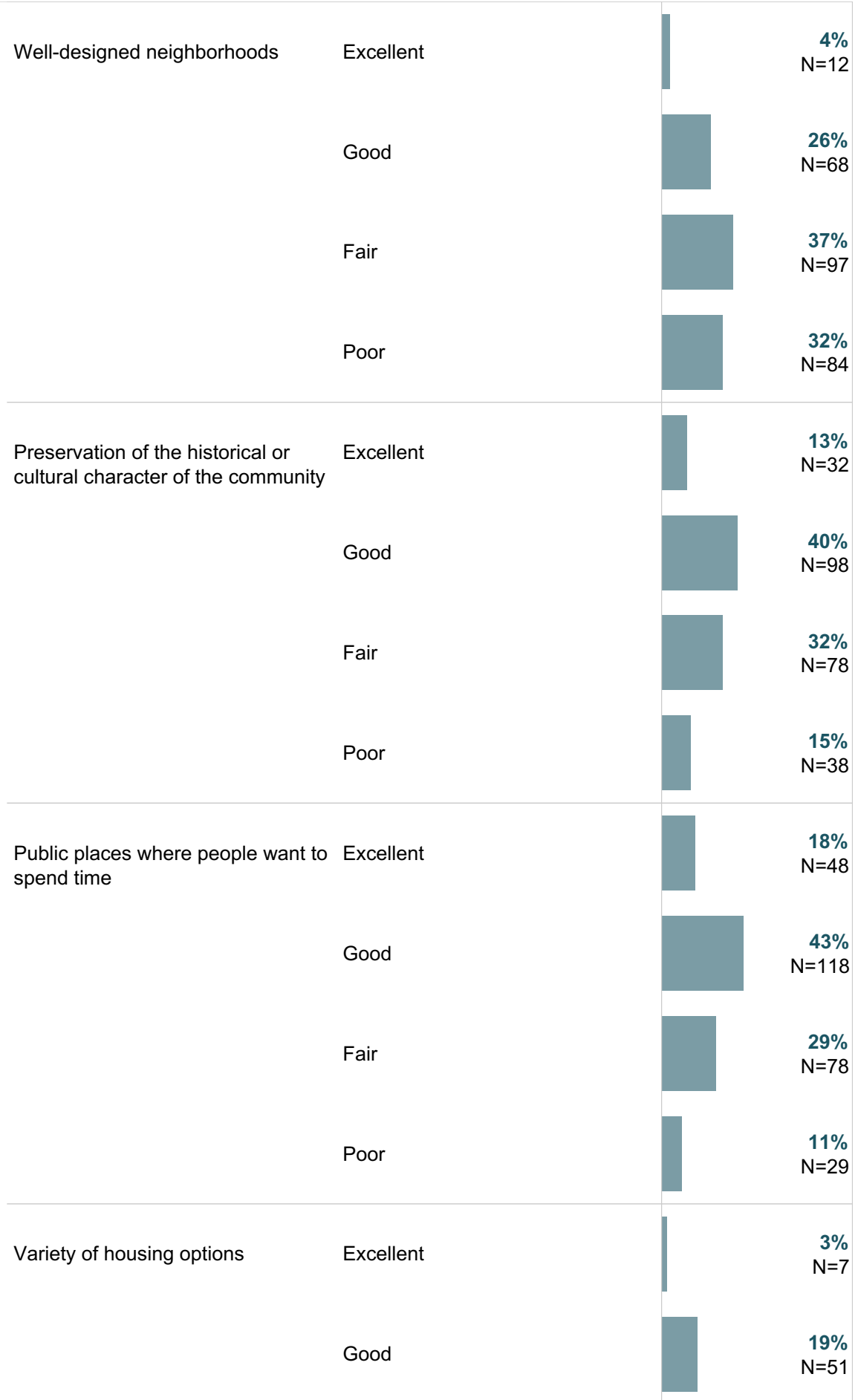




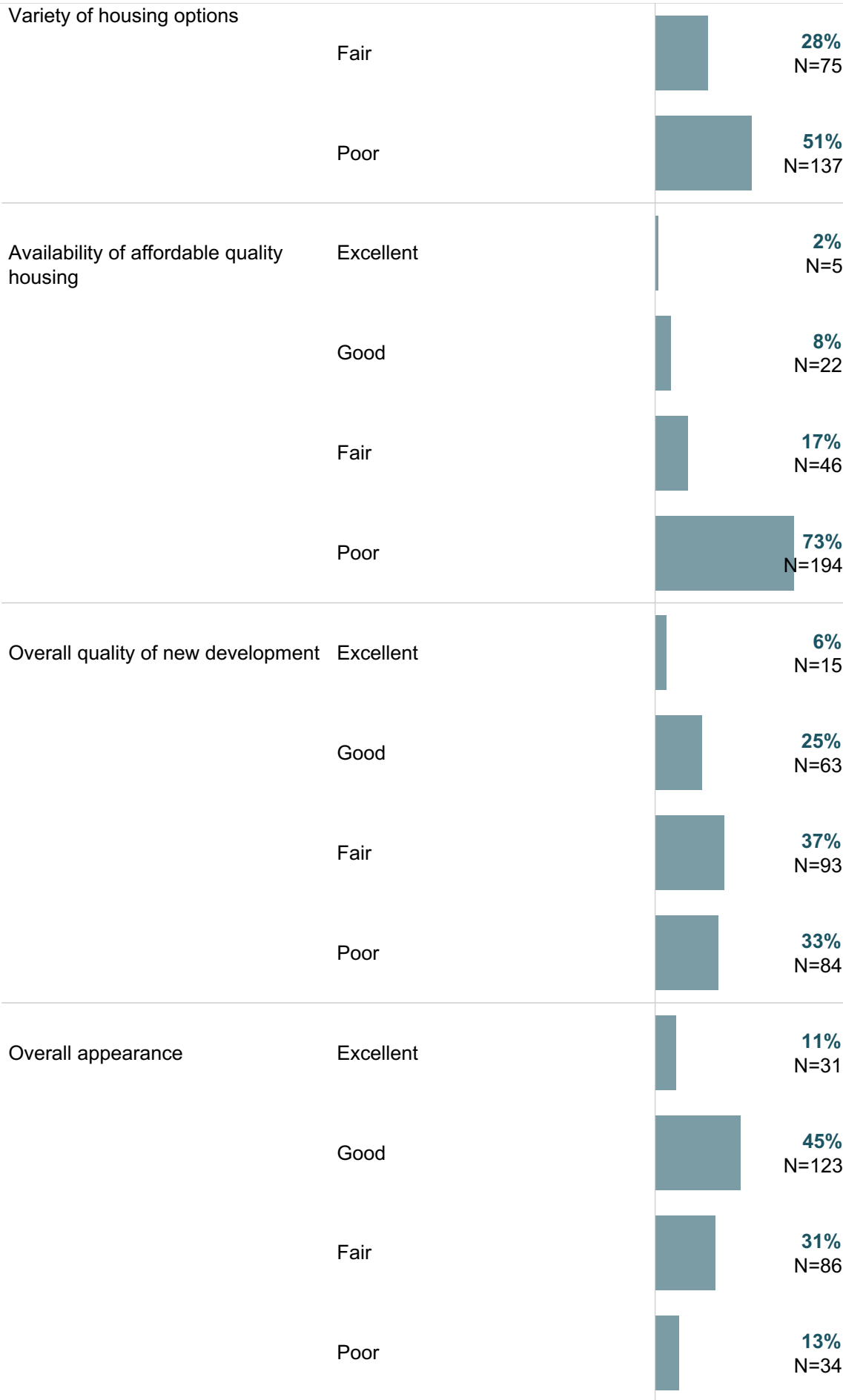
**Please also rate each of the following in the Lake Havasu City community.**



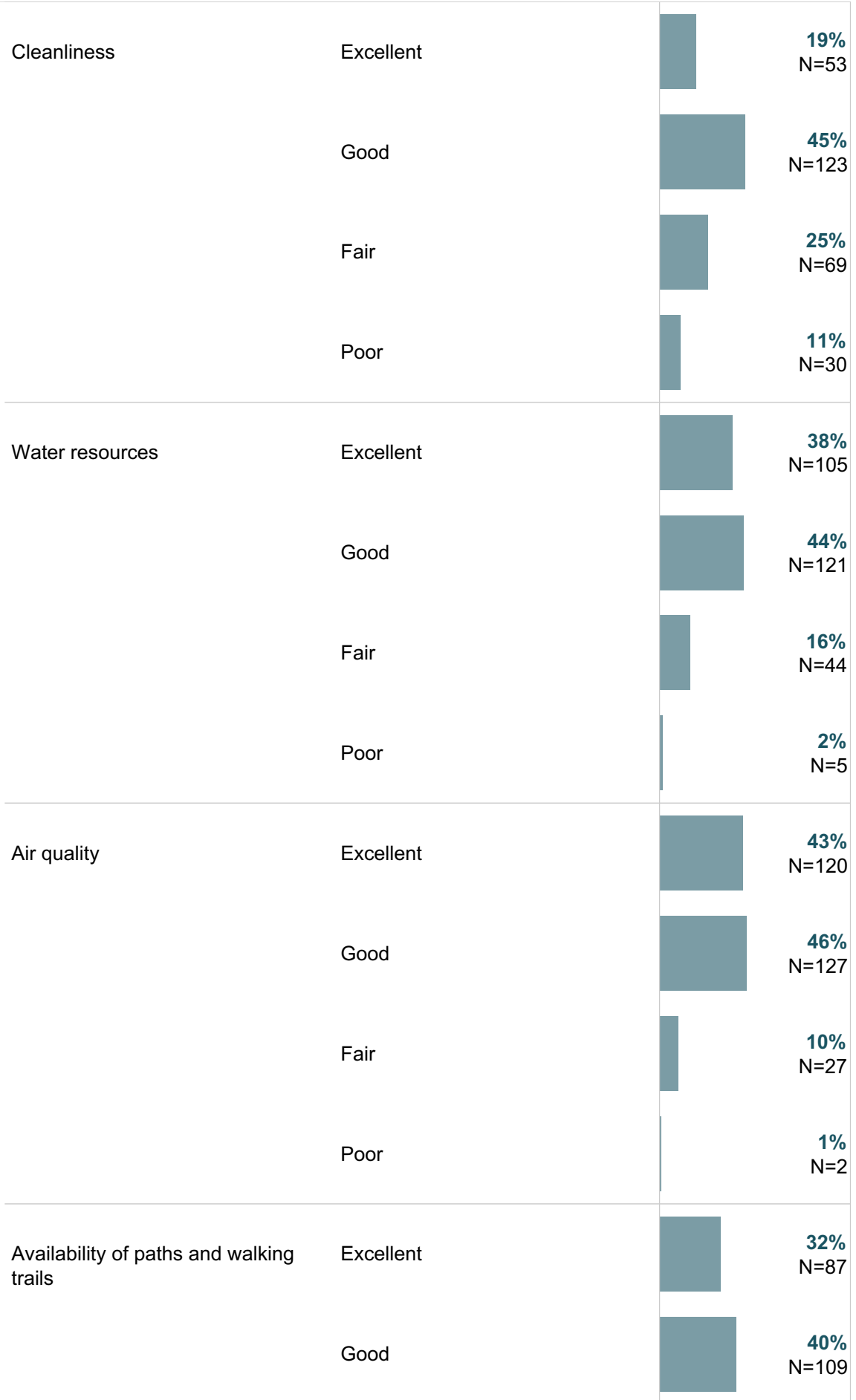
**Please also rate each of the following in the Lake Havasu City community.**



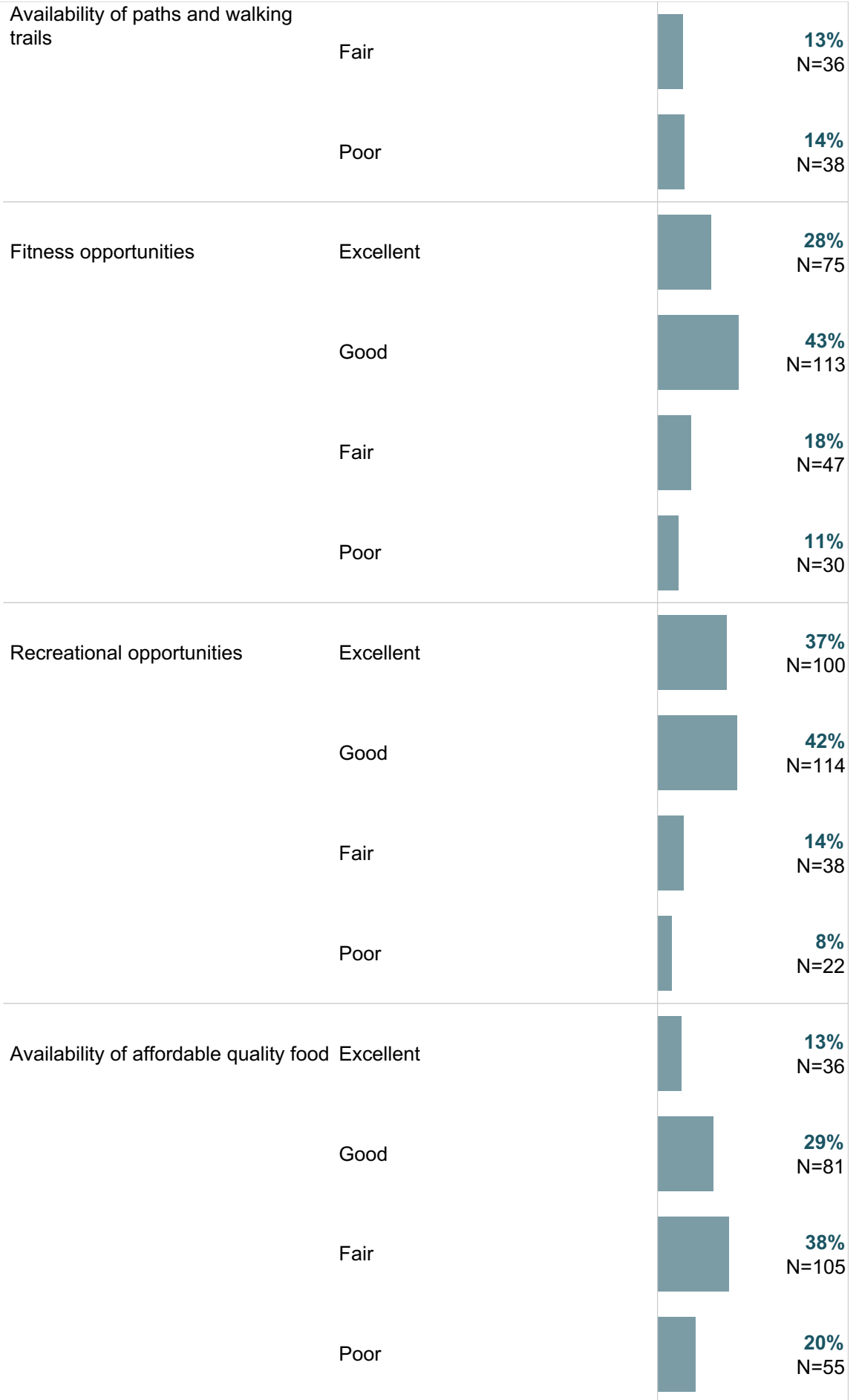
**Please also rate each of the following in the Lake Havasu City community.**



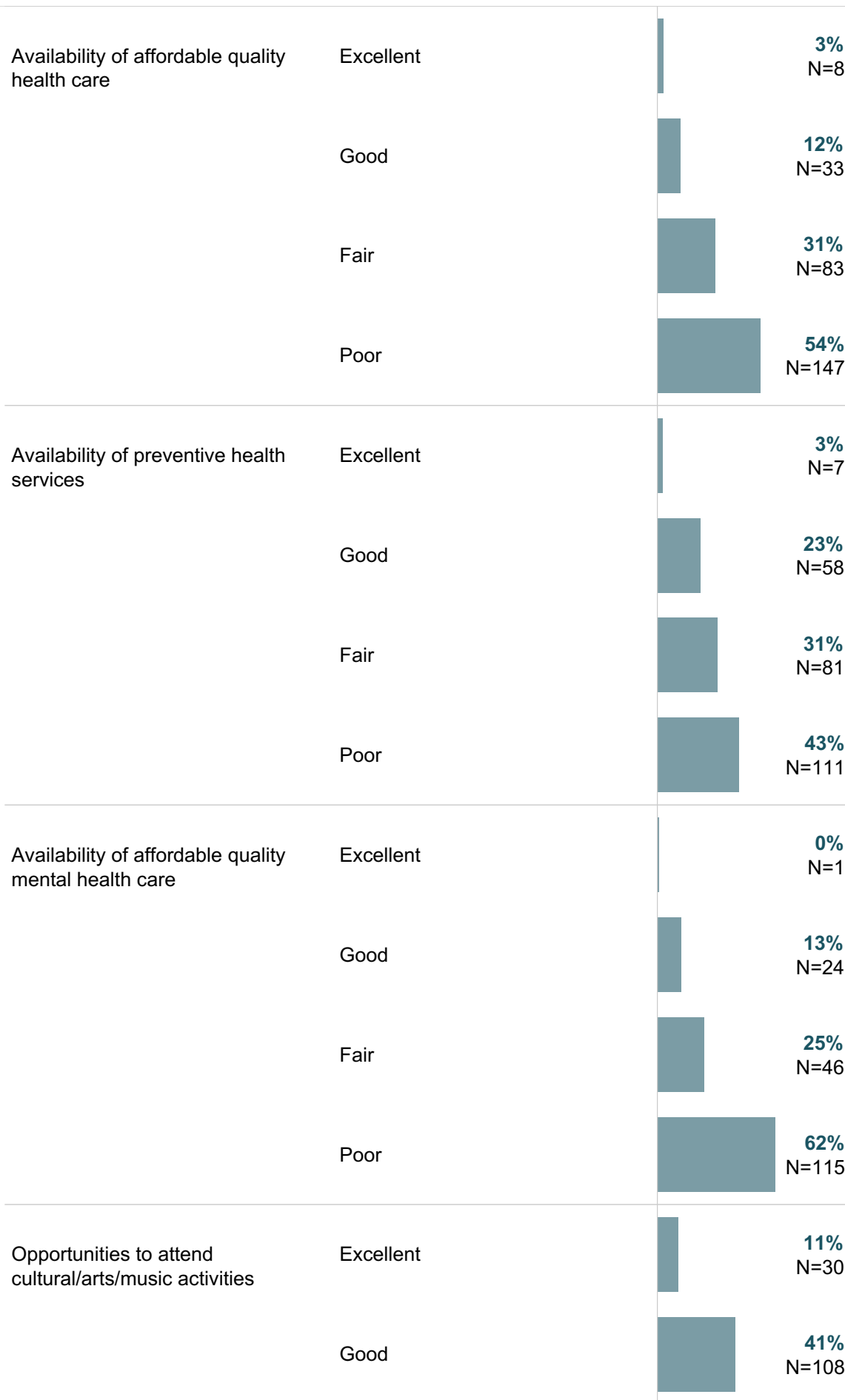
**Please also rate each of the following in the Lake Havasu City community.**



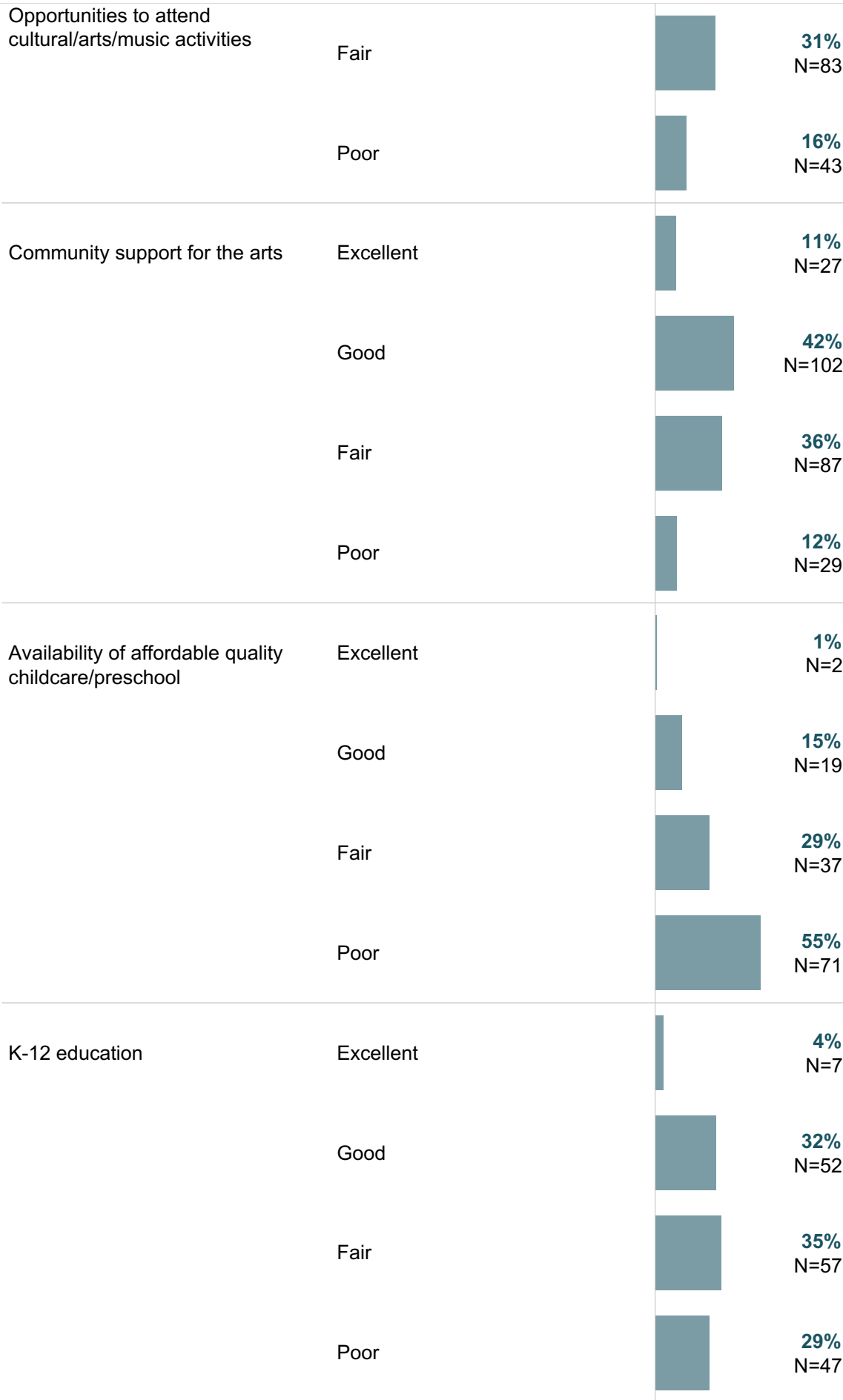
**Please also rate each of the following in the Lake Havasu City community.**



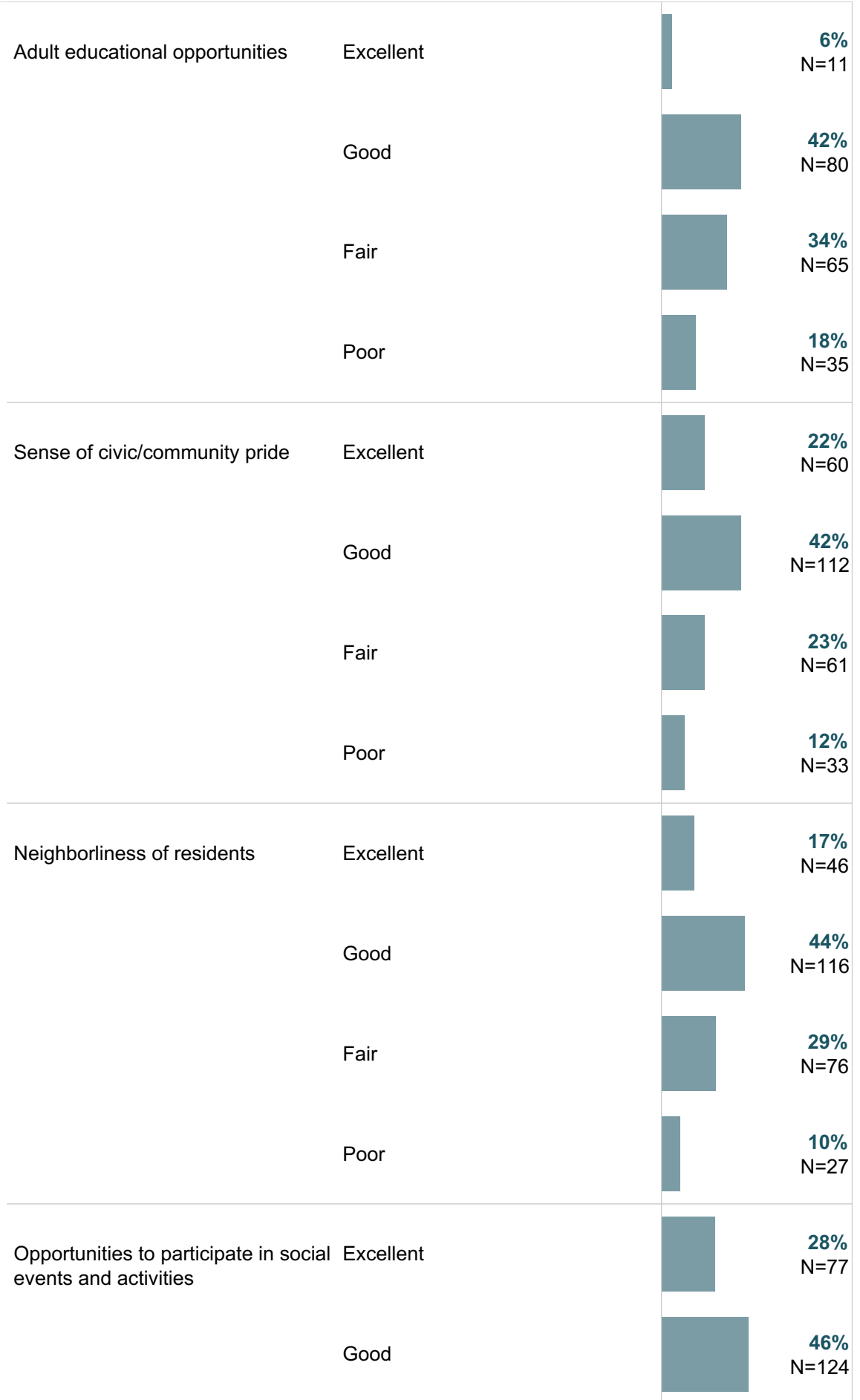
**Please also rate each of the following in the Lake Havasu City community.**



**Please also rate each of the following in the Lake Havasu City community.**































**Please also rate each of the following in the Lake Havasu City community.**

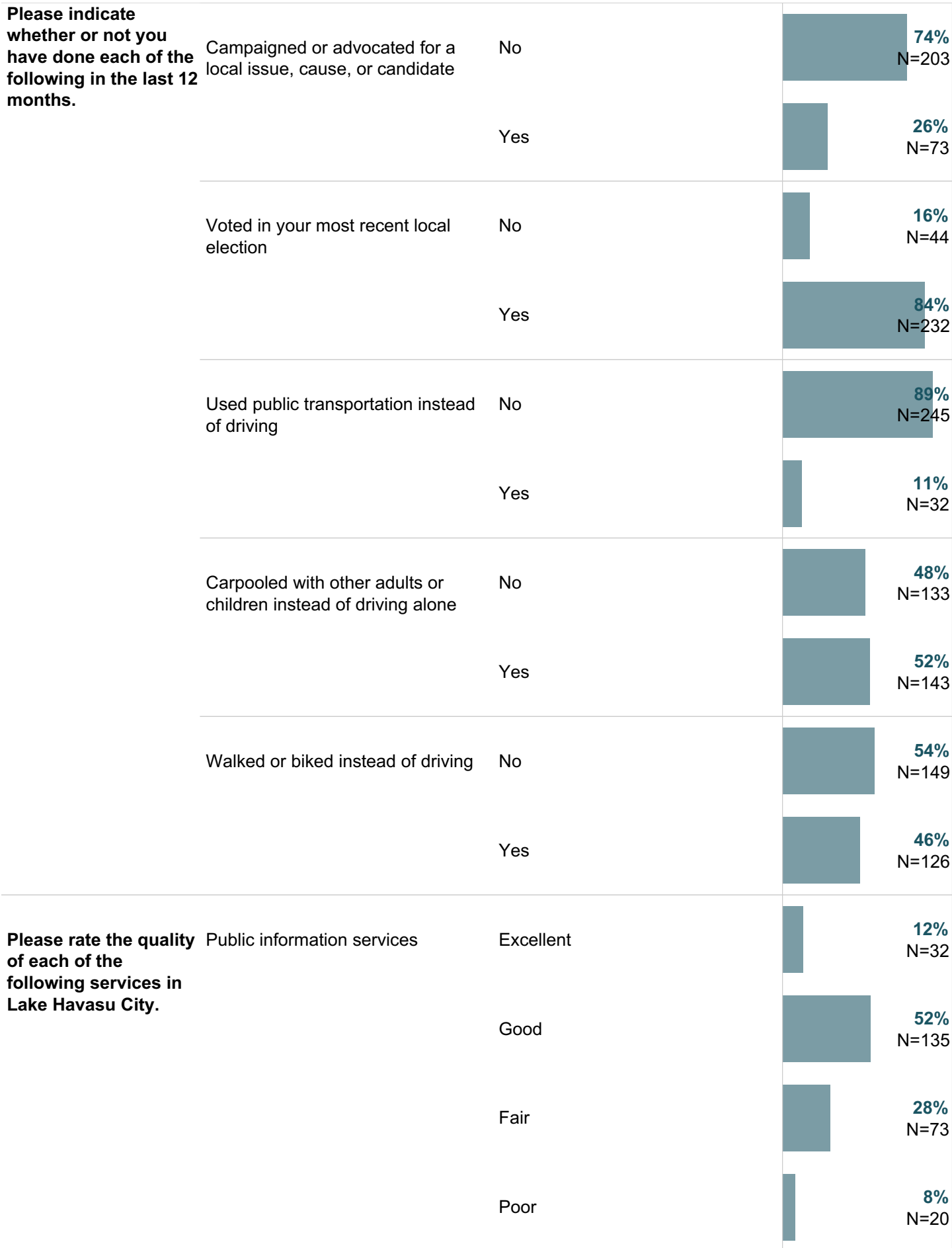




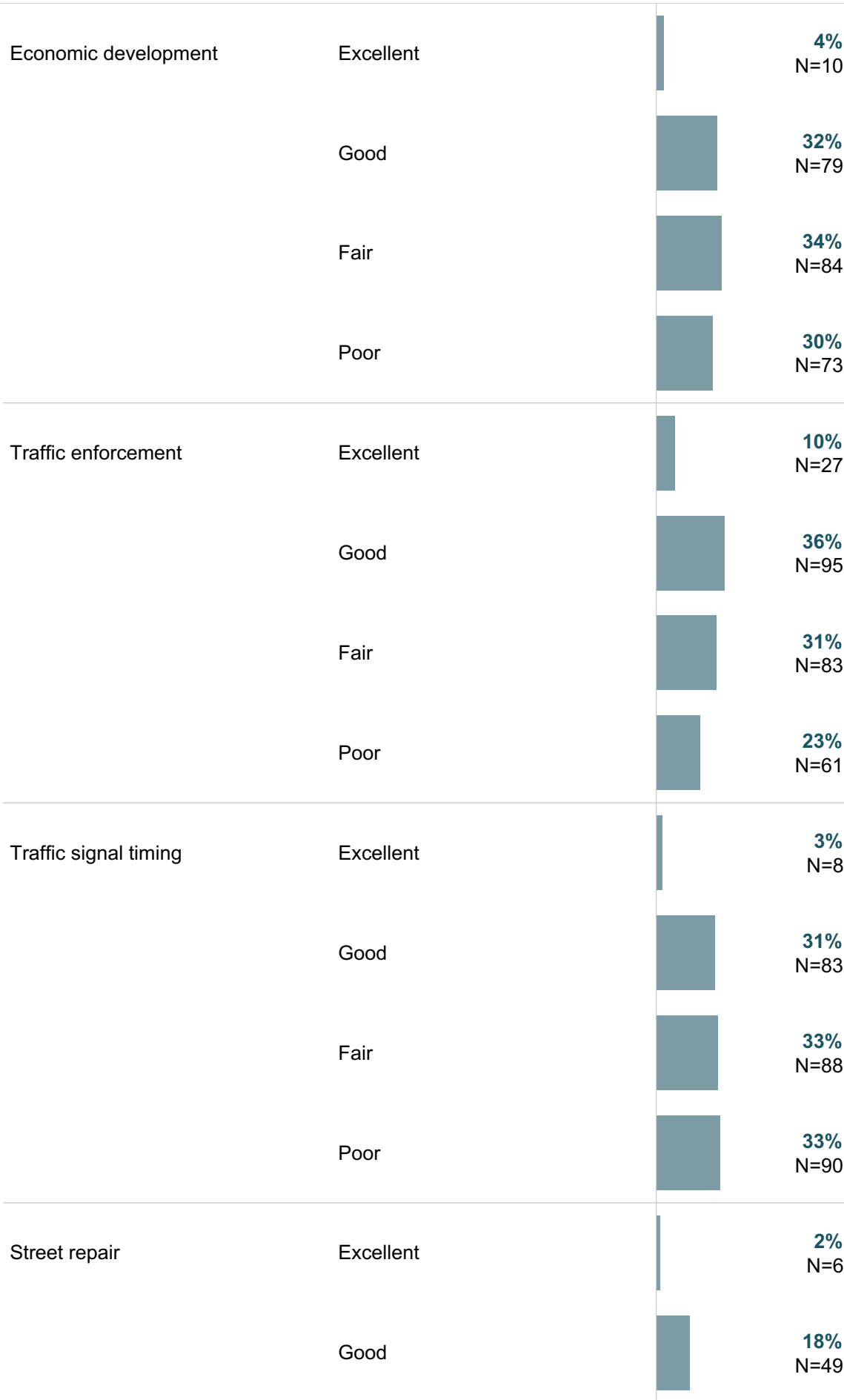
**Please also rate each of the following in the Lake Havasu City community.**

Opportunities to participate in social events and activities	Fair		<b>20%</b> N=54
	Poor		<b>6%</b> N=17
Opportunities to attend special events and festivals	Excellent		<b>37%</b> N=103
	Good		<b>42%</b> N=115
	Fair		<b>13%</b> N=36
	Poor		<b>8%</b> N=21
Opportunities to volunteer	Excellent		<b>42%</b> N=105
	Good		<b>40%</b> N=100
	Fair		<b>12%</b> N=30
	Poor		<b>6%</b> N=16
Opportunities to participate in community matters	Excellent		<b>26%</b> N=67
	Good		<b>38%</b> N=96
	Fair		<b>26%</b> N=67
	Poor		<b>10%</b> N=26















<b>Please also rate each of the following in the Lake Havasu City community.</b>	Openness and acceptance of the community toward people of diverse backgrounds	Excellent		<b>14%</b> N=32
		Good		<b>34%</b> N=80
		Fair		<b>23%</b> N=55
		Poor		<b>29%</b> N=69
<b>Please indicate whether or not you have done each of the following in the last 12 months.</b>	Contacted the City of Lake Havasu City for help or information	No		<b>45%</b> N=124
		Yes		<b>55%</b> N=153
	Contacted Lake Havasu City elected officials to express your opinion	No		<b>72%</b> N=199
		Yes		<b>28%</b> N=77
	Attended a local public meeting	No		<b>59%</b> N=163
		Yes		<b>41%</b> N=113
	Watched a local public meeting	No		<b>31%</b> N=85
		Yes		<b>69%</b> N=191
	Volunteered your time to some group/activity	No		<b>47%</b> N=130
		Yes		<b>53%</b> N=147



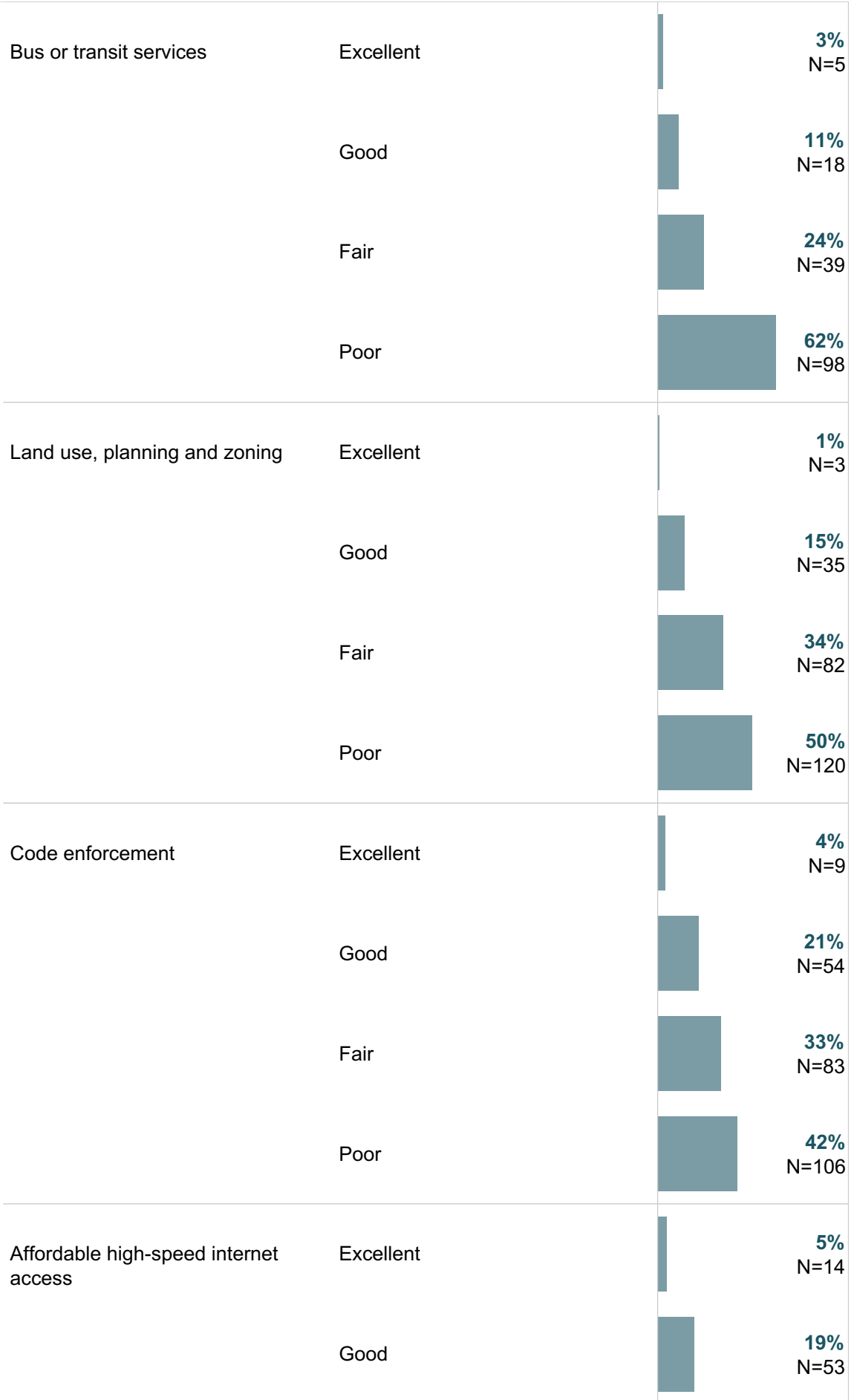
**Please rate the quality of each of the following services in Lake Havasu City.**



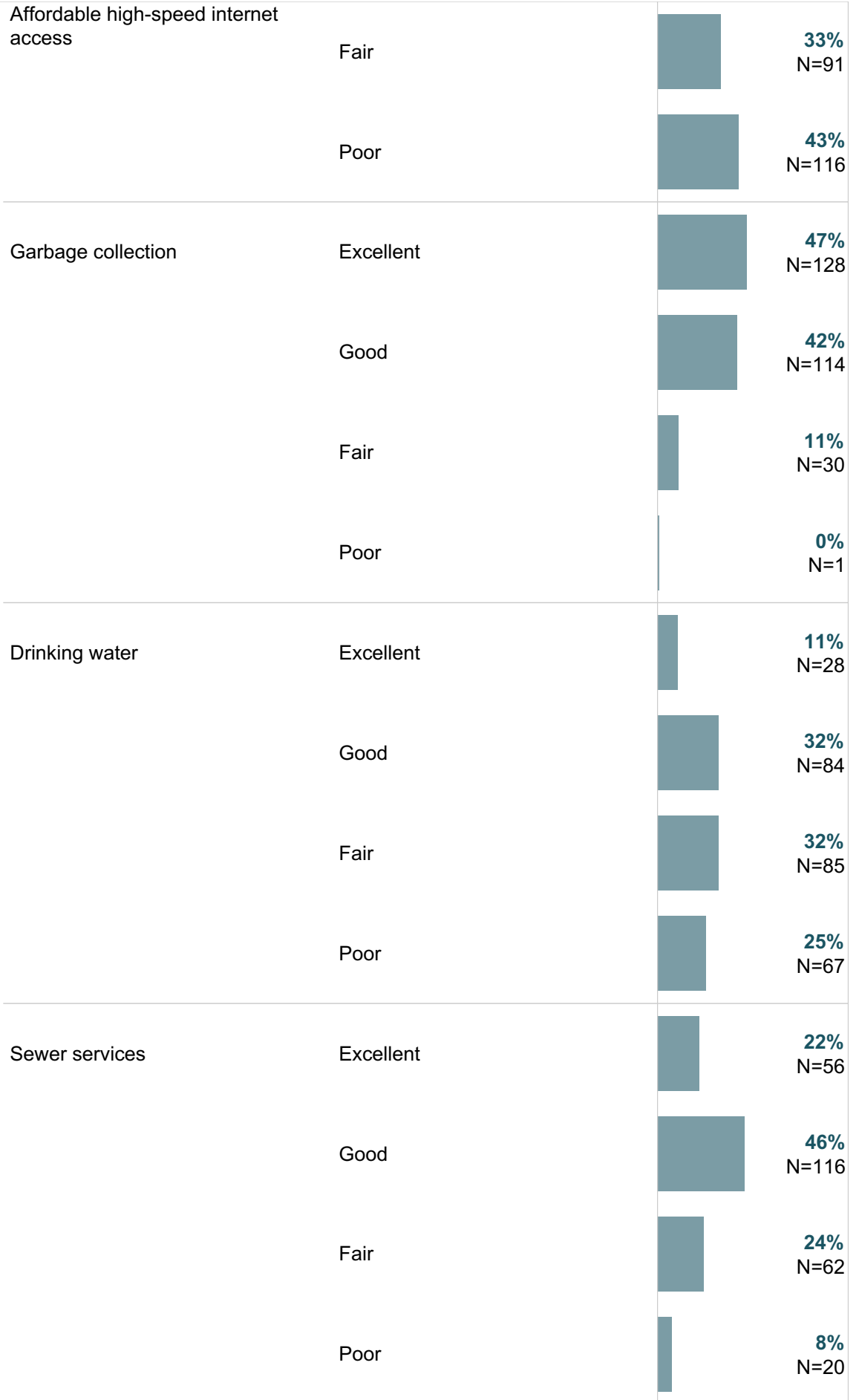
**Please rate the quality of each of the following services in Lake Havasu City.**

Street repair	Fair		<b>34%</b> N=94
	Poor		<b>46%</b> N=129
Street cleaning	Excellent		<b>8%</b> N=20
	Good		<b>32%</b> N=88
	Fair		<b>33%</b> N=89
	Poor		<b>27%</b> N=74
Street lighting	Excellent		<b>13%</b> N=34
	Good		<b>28%</b> N=75
	Fair		<b>26%</b> N=70
	Poor		<b>33%</b> N=89
Sidewalk maintenance	Excellent		<b>8%</b> N=18
	Good		<b>36%</b> N=89
	Fair		<b>30%</b> N=74
	Poor		<b>26%</b> N=64

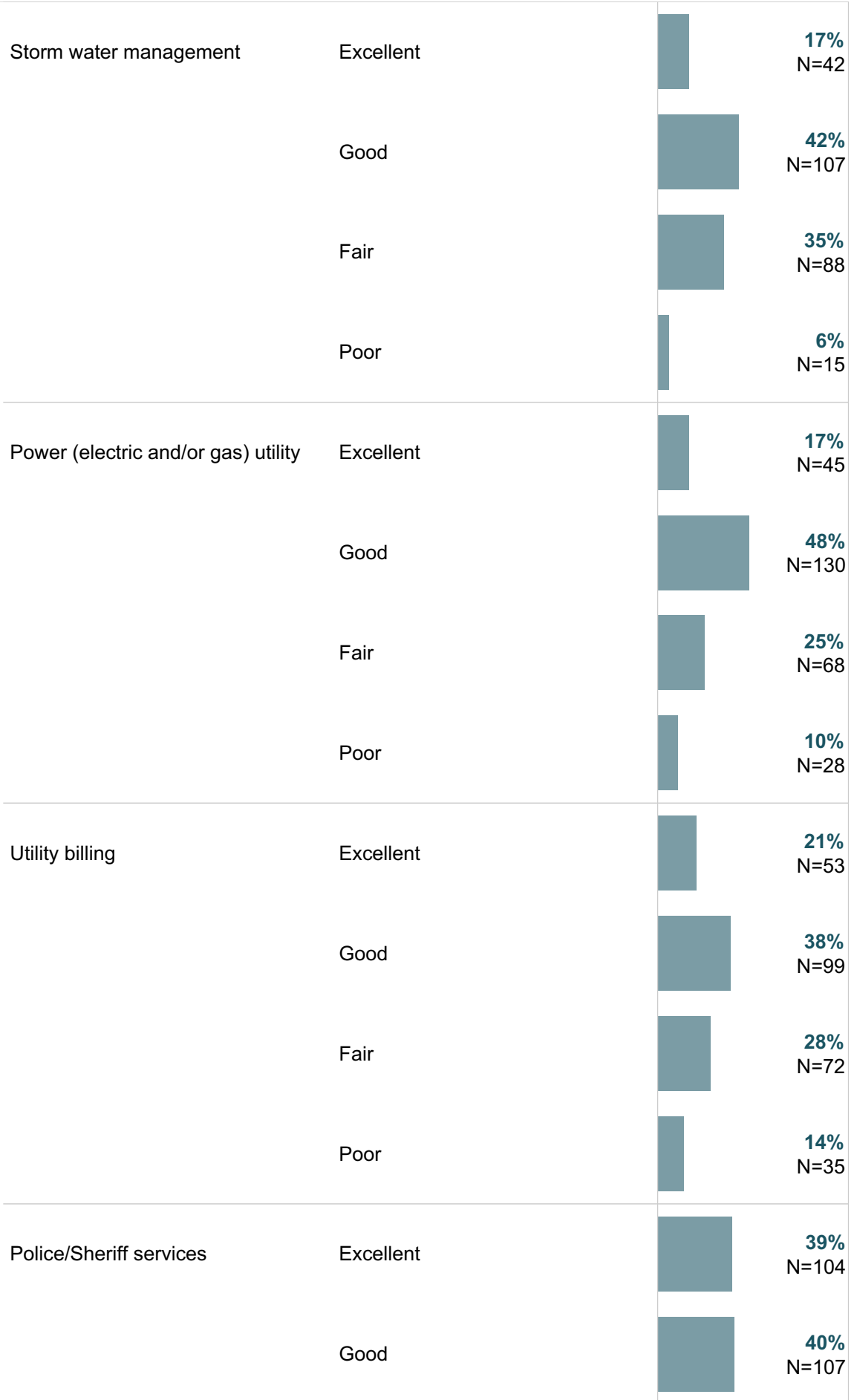
**Please rate the quality of each of the following services in Lake Havasu City.**



**Please rate the quality of each of the following services in Lake Havasu City.**

















**Please rate the quality of each of the following services in Lake Havasu City.**
































**Please rate the quality of each of the following services in Lake Havasu City.**

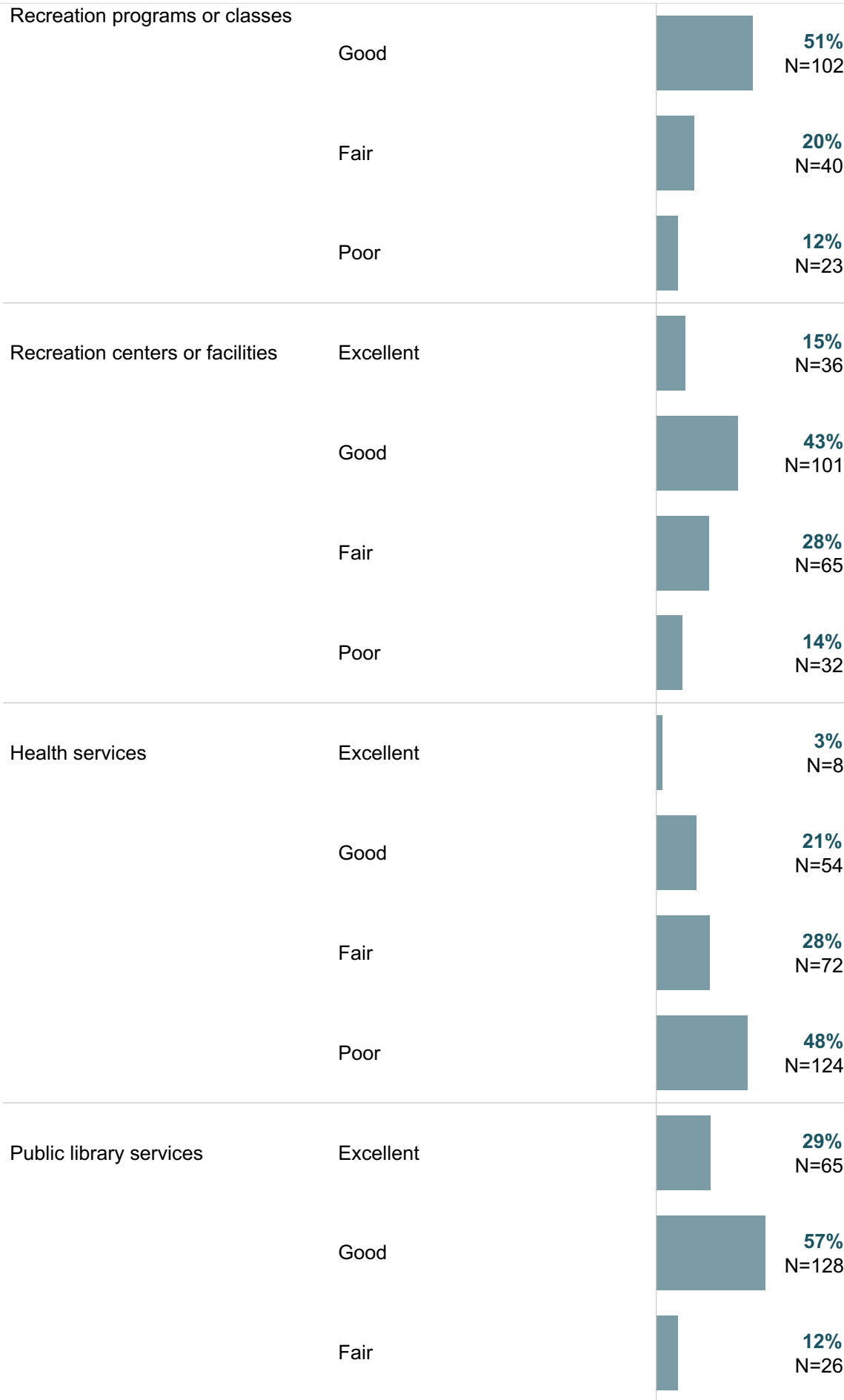
Police/Sheriff services	Fair		<b>15%</b> N=41
	Poor		<b>5%</b> N=14
Crime prevention	Excellent		<b>30%</b> N=75
	Good		<b>44%</b> N=109
	Fair		<b>21%</b> N=53
	Poor		<b>4%</b> N=10
Animal control	Excellent		<b>26%</b> N=57
	Good		<b>45%</b> N=98
	Fair		<b>22%</b> N=49
	Poor		<b>7%</b> N=15
Ambulance or emergency medical services	Excellent		<b>26%</b> N=55
	Good		<b>51%</b> N=107
	Fair		<b>20%</b> N=41
	Poor		<b>4%</b> N=8















**Please rate the quality of each of the following services in Lake Havasu City.**















Fire services	Excellent		<b>43%</b> N=102
	Good		<b>47%</b> N=112
	Fair		<b>9%</b> N=22
Fire prevention and education	Excellent		<b>33%</b> N=65
	Good		<b>38%</b> N=75
	Fair		<b>20%</b> N=41
	Poor		<b>9%</b> N=18
Emergency preparedness	Excellent		<b>13%</b> N=24
	Good		<b>32%</b> N=58
	Fair		<b>31%</b> N=56
	Poor		<b>24%</b> N=43
Preservation of natural areas	Excellent		<b>13%</b> N=30
	Good		<b>37%</b> N=82
	Fair		<b>28%</b> N=63

Please rate the quality of each of the following services in Lake Havasu City.			
Preservation of natural areas	Poor		<b>22%</b> N=48
Lake Havasu City open space	Excellent		<b>12%</b> N=31
	Good		<b>37%</b> N=93
	Fair		<b>33%</b> N=82
	Poor		<b>18%</b> N=44
Recycling	Excellent		<b>19%</b> N=50
	Good		<b>40%</b> N=107
	Fair		<b>27%</b> N=71
	Poor		<b>14%</b> N=37
City parks	Excellent		<b>39%</b> N=107
	Good		<b>42%</b> N=115
	Fair		<b>18%</b> N=49
	Poor		<b>1%</b> N=2
Recreation programs or classes	Excellent		<b>18%</b> N=36















**Please rate the quality of each of the following services in Lake Havasu City.**

















<b>Please rate the quality of each of the following services in Lake Havasu City.</b>	Public library services	Poor		<b>2%</b> N=4
	Overall customer service by Lake Havasu City employees	Excellent		<b>36%</b> N=95
		Good		<b>41%</b> N=108
		Fair		<b>16%</b> N=42
		Poor		<b>6%</b> N=16
<b>Please rate the following categories of Lake Havasu City government performance.</b>	The value of services for the taxes paid to Lake Havasu City	Excellent		<b>9%</b> N=23
		Good		<b>41%</b> N=107
		Fair		<b>31%</b> N=82
		Poor		<b>20%</b> N=51
	The overall direction that Lake Havasu City is taking	Excellent		<b>4%</b> N=11
Good			<b>27%</b> N=72	
Fair			<b>32%</b> N=86	
Poor			<b>37%</b> N=98	
The job Lake Havasu City government does at welcoming resident involvement	Excellent		<b>9%</b> N=22	
















Please rate the following categories of Lake Havasu City government performance.	The job Lake Havasu City government does at welcoming resident involvement	Good		36% N=88
		Fair		31% N=75
		Poor		24% N=59
	Overall confidence in Lake Havasu City government	Excellent		7% N=19
		Good		35% N=94
		Fair		29% N=78
		Poor		29% N=78
	Generally acting in the best interest of the community	Excellent		10% N=26
		Good		30% N=80
		Fair		31% N=83
		Poor		29% N=77
	Being honest	Excellent		11% N=26
		Good		29% N=68
		Fair		34% N=82

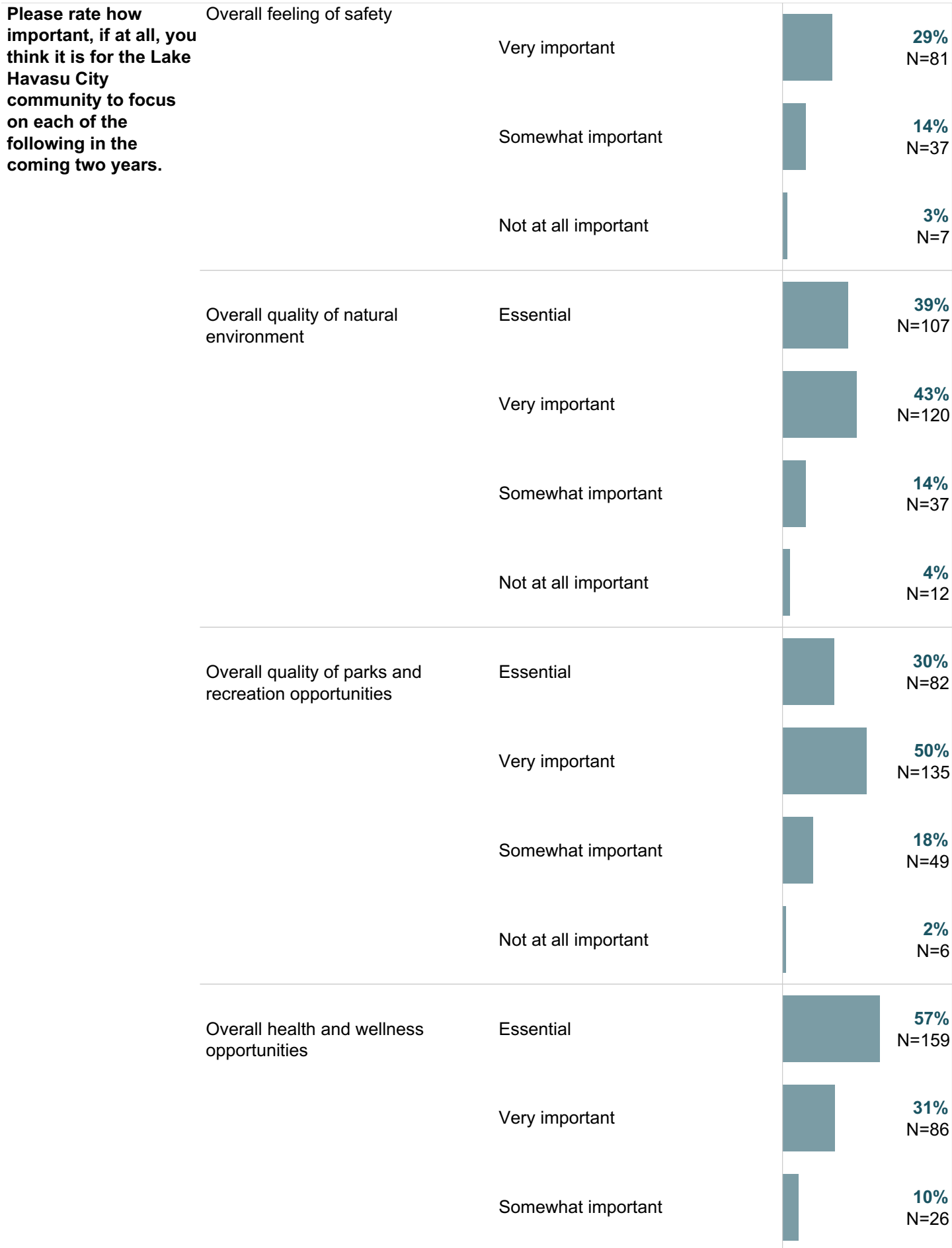
**Please rate the following categories of Lake Havasu City government performance.**















Being honest	Poor		<b>27%</b> N=64
Being open and transparent to the public	Excellent		<b>12%</b> N=28
	Good		<b>30%</b> N=73
	Fair		<b>23%</b> N=56
	Poor		<b>35%</b> N=85
Informing residents about issues facing the community	Excellent		<b>10%</b> N=26
	Good		<b>31%</b> N=79
	Fair		<b>31%</b> N=78
	Poor		<b>27%</b> N=68
Treating all residents fairly	Excellent		<b>18%</b> N=43
	Good		<b>27%</b> N=65
	Fair		<b>31%</b> N=75
	Poor		<b>24%</b> N=59
Treating residents with respect	Excellent		<b>20%</b> N=51

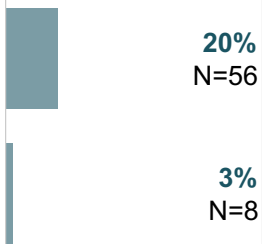
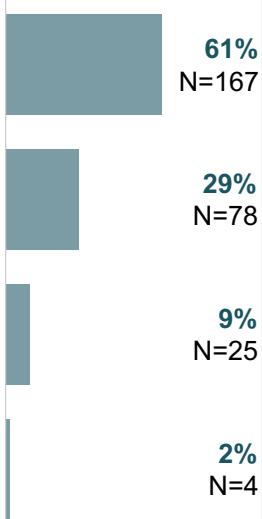
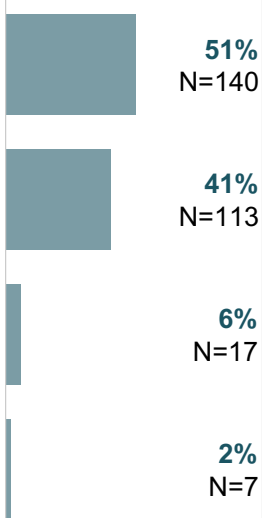
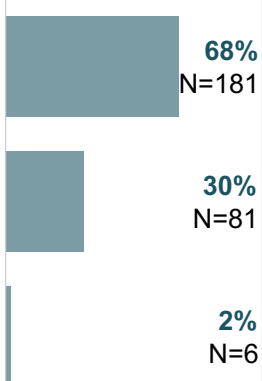

<p><b>Please rate the following categories of Lake Havasu City government performance.</b></p>	<p>Treating residents with respect</p>	<p>Good</p>  <p><b>36%</b> N=92</p>
		<p>Fair</p>  <p><b>32%</b> N=79</p>
		<p>Poor</p>  <p><b>12%</b> N=30</p>
<p><b>Overall, how would you rate the quality of the services provided by each of the following?</b></p>	<p>The City of Lake Havasu City</p>	<p>Excellent</p>  <p><b>14%</b> N=40</p>
		<p>Good</p>  <p><b>40%</b> N=110</p>
		<p>Fair</p>  <p><b>33%</b> N=92</p>
		<p>Poor</p>  <p><b>12%</b> N=32</p>
	<p>The Federal Government</p>	<p>Excellent</p>  <p><b>1%</b> N=2</p>
		<p>Good</p>  <p><b>17%</b> N=46</p>
		<p>Fair</p>  <p><b>36%</b> N=95</p>
		<p>Poor</p>  <p><b>46%</b> N=122</p>
<p><b>Please rate how important, if at all, you think it is for the Lake Havasu City community to focus on each of the following in the coming two years.</b></p>	<p>Overall economic health</p>	<p>Essential</p>  <p><b>60%</b> N=160</p>
		<p>Very important</p>  <p><b>33%</b> N=87</p>
		<p>Somewhat important</p>  <p><b>5%</b> N=13</p>

















		Please rate how important, if at all, you think it is for the Lake Havasu City community to focus on each of the following in the coming two years.	
		Not at all important	
Overall economic health	Not at all important		<b>2%</b> N=6
	Essential		<b>27%</b> N=76
	Very important		<b>32%</b> N=89
	Somewhat important		<b>37%</b> N=101
Overall quality of the transportation system	Not at all important		<b>4%</b> N=10
	Somewhat important		<b>37%</b> N=101
	Very important		<b>38%</b> N=101
	Essential		<b>41%</b> N=108
Overall design or layout of residential and commercial areas	Not at all important		<b>3%</b> N=9
	Somewhat important		<b>18%</b> N=48
	Very important		<b>36%</b> N=99
	Essential		<b>55%</b> N=150
Overall quality of the utility infrastructure	Not at all important		<b>2%</b> N=5
	Somewhat important		<b>7%</b> N=18
	Very important		<b>36%</b> N=99
	Essential		<b>55%</b> N=150
Overall feeling of safety	Essential		<b>55%</b> N=150

















<p><b>Please rate how important, if at all, you think it is for the Lake Havasu City community to focus on each of the following in the coming two years.</b></p>	Overall health and wellness opportunities	Not at all important		<b>2%</b> N=5
	Overall opportunities for education, culture, and the arts	Essential		<b>31%</b> N=84
		Very important		<b>40%</b> N=111
		Somewhat important		<b>25%</b> N=68
		Not at all important		<b>5%</b> N=13
Residents' connection and engagement with their community	Essential		<b>22%</b> N=61	
	Very important		<b>52%</b> N=144	
	Somewhat important		<b>24%</b> N=66	
	Not at all important		<b>2%</b> N=6	
<p><b>How much of a priority, if at all, should it be for Lake Havasu City to focus on and address each of the projects and issues over the next five years.</b></p>	Increase citywide beautification efforts (code enforcement, park improvements, weed removal, etc.)	High priority		<b>43%</b> N=117
		Medium priority		<b>41%</b> N=112
		Low priority		<b>12%</b> N=34
		Not a priority		<b>4%</b> N=11
	Maintaining and improving streets	High priority		<b>77%</b> N=212

<p><b>How much of a priority, if at all, should it be for Lake Havasu City to focus on and address each of the projects and issues over the next five years.</b></p>	<p>Maintaining and improving streets</p>	<p>Medium priority</p>  <p><b>20%</b> N=56</p>
		<p>Low priority</p> <p><b>3%</b> N=8</p>
	<p>Expanding water conservation efforts</p>	<p>High priority</p>  <p><b>61%</b> N=167</p>
<p>Medium priority</p> <p><b>29%</b> N=78</p>		
<p>Low priority</p> <p><b>9%</b> N=25</p>		
<p>Not a priority</p> <p><b>2%</b> N=4</p>		
<p>Improving aging city facilities</p>	<p>High priority</p>  <p><b>51%</b> N=140</p>	
	<p>Medium priority</p> <p><b>41%</b> N=113</p>	
	<p>Low priority</p> <p><b>6%</b> N=17</p>	
	<p>Not a priority</p> <p><b>2%</b> N=7</p>	
<p><b>How much of a priority, if at all, should it be for Lake Havasu City to complete the following projects.</b></p>	<p>Additional road improvements</p>	<p>High priority</p>  <p><b>68%</b> N=181</p>
		<p>Medium priority</p> <p><b>30%</b> N=81</p>
		<p>Low priority</p> <p><b>2%</b> N=6</p>
	<p>Additional debris cleanup on Hwy 95</p> <p>High priority</p>  <p><b>46%</b> N=126</p>	

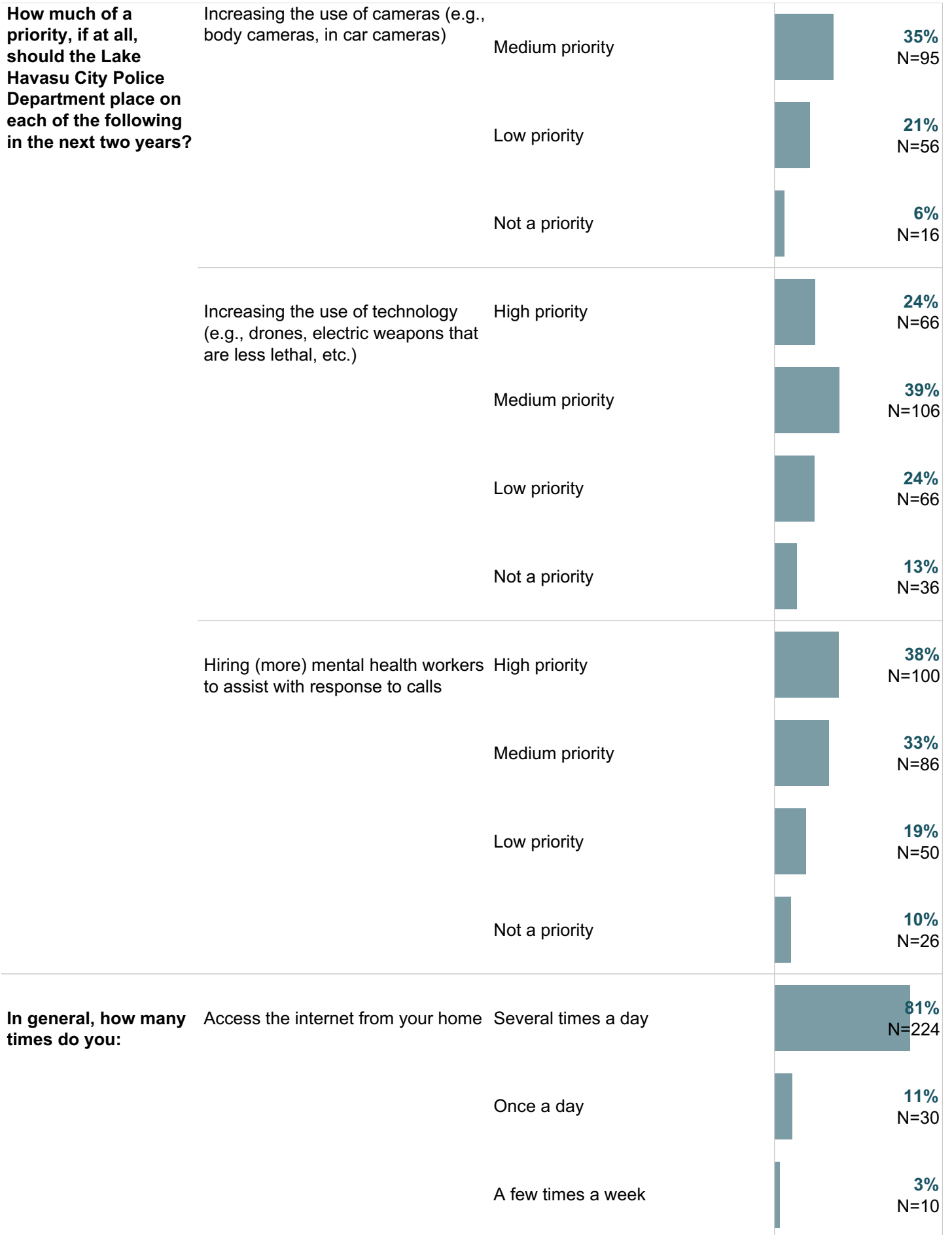
<b>How much of a priority, if at all, should it be for Lake Havasu City to complete the following projects.</b>	Additional debris cleanup on Hwy 95	Medium priority		<b>40%</b> N=110
		Low priority		<b>13%</b> N=35
		Not a priority		<b>1%</b> N=4
		<hr/>		
	Additional Park improvements (pool, splashpad, playground equipment, etc.)	High priority		<b>31%</b> N=87
		Medium priority		<b>47%</b> N=129
		Low priority		<b>17%</b> N=48
		Not a priority		<b>4%</b> N=12
<hr/>				
	Improvements to downtown streetscape (lighting, benches, trash receptacles, etc.)	High priority		<b>30%</b> N=82
		Medium priority		<b>49%</b> N=135
		Low priority		<b>16%</b> N=44
		Not a priority		<b>6%</b> N=16
<hr/>				
<b>How much of a priority, if at all, should the Lake Havasu City Police Department place on each of the following in the next two years?</b>	Increasing prevention of juvenile crime	High priority		<b>63%</b> N=166
		Medium priority		<b>29%</b> N=77
		Low priority		<b>8%</b> N=20

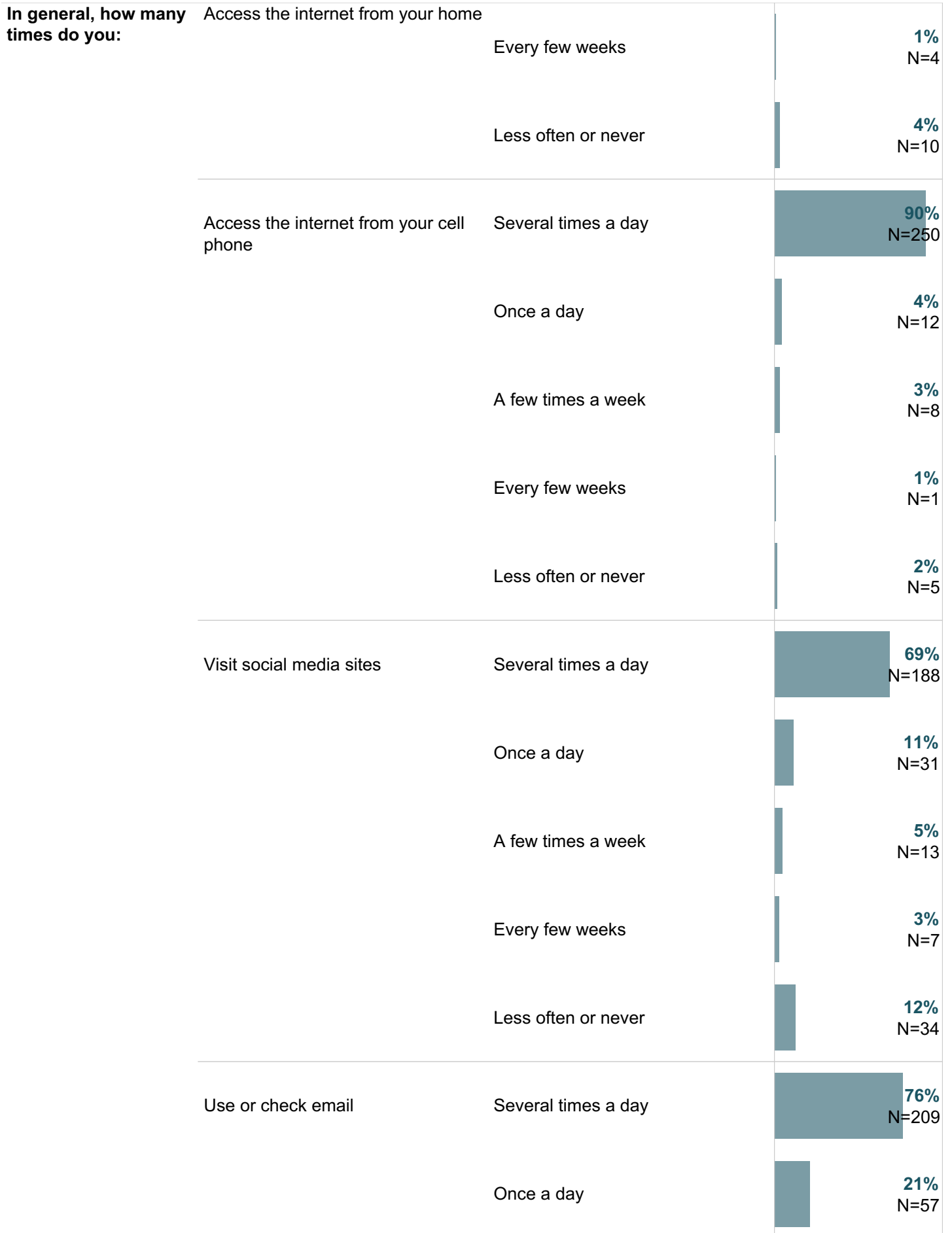
How much of a priority, if at all, should the Lake Havasu City Police Department place on each of the following in the next two years?			
Increasing prevention of juvenile crime	Not a priority		1% N=2
	High priority		73% N=202
	Medium priority		19% N=52
	Low priority		7% N=19
Increasing drug enforcement	Not a priority		1% N=3
	High priority		41% N=114
	Medium priority		39% N=107
	Low priority		16% N=43
Enforcing nuisance/code violations (e.g., loud music, abandoned cars, litter)	Not a priority		4% N=11
	High priority		36% N=99
	Medium priority		47% N=130
	Low priority		15% N=42
Increasing connections with the community (e.g., community forums, events, relationship building)	Not a priority		2% N=5
	High priority		43% N=118
	Medium priority		
	Low priority		
Sharing more information with residents about law enforcement activities and public safety	High priority		43% N=118
	Medium priority		
	Low priority		
	Not a priority		















How much of a priority, if at all, should the Lake Havasu City Police Department place on each of the following in the next two years?	Sharing more information with residents about law enforcement activities and public safety information	Medium priority		40% N=111
		Low priority		15% N=41
		Not a priority		3% N=7
	Assisting or dealing with the homeless/transient population	High priority		56% N=155
		Medium priority		34% N=94
		Low priority		5% N=15
		Not a priority		4% N=12
	Increasing school safety/security	High priority		61% N=163
		Medium priority		28% N=74
		Low priority		9% N=24
		Not a priority		3% N=7
	Increasing traffic enforcement	High priority		43% N=119
		Medium priority		35% N=96
		Low priority		18% N=48

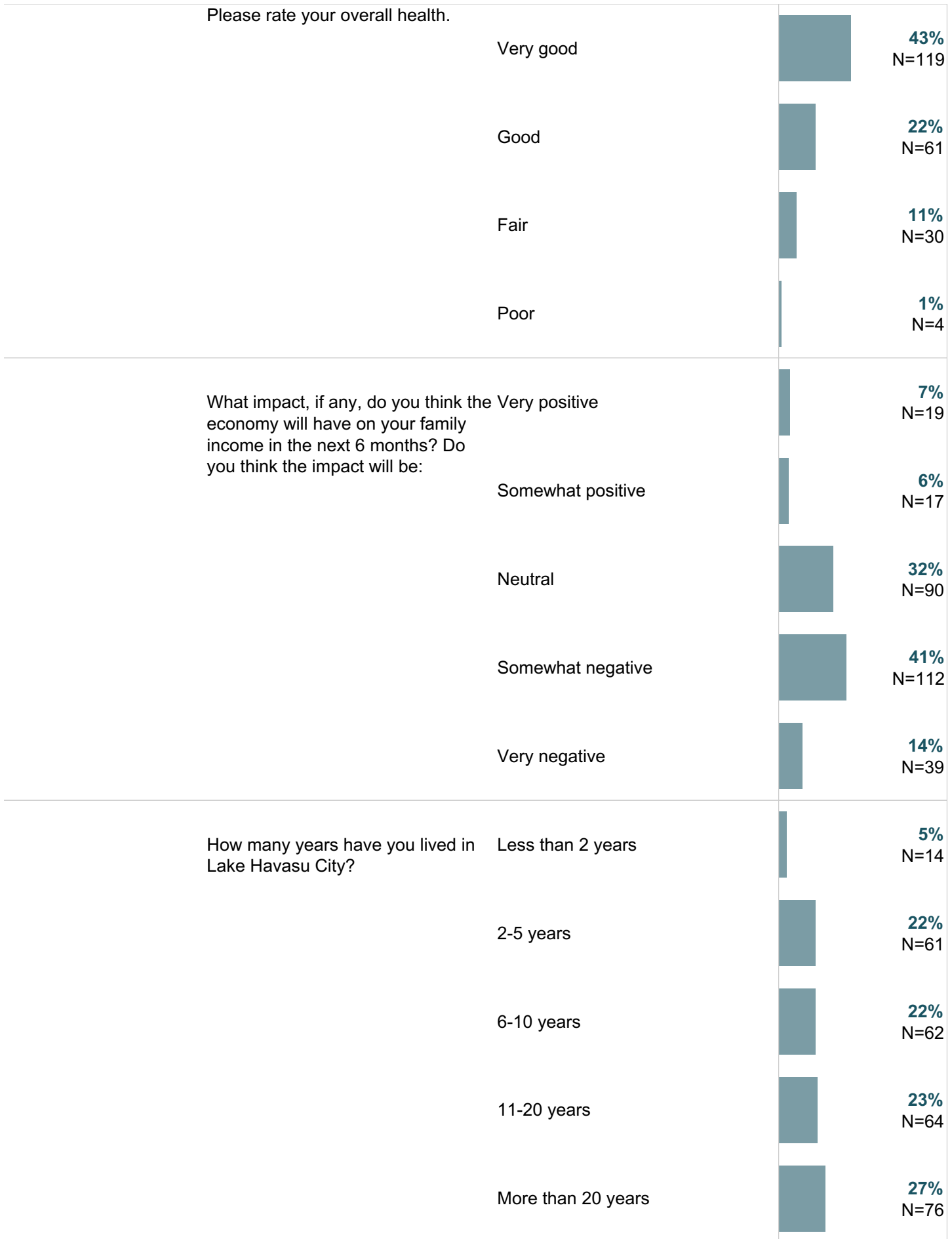
How much of a priority, if at all, should the Lake Havasu City Police Department place on each of the following in the next two years?	Increasing traffic enforcement		
		Not a priority	4% N=12
Working with residents to solve neighborhood problems	High priority		39% N=107
	Medium priority		46% N=126
	Low priority		14% N=38
	Not a priority		1% N=3
Increasing training for law enforcement officers (e.g. de-escalation techniques, crisis management, mental health)	High priority		57% N=155
	Medium priority		29% N=81
	Low priority		12% N=33
	Not a priority		2% N=5
Recruiting and hiring more diverse staff	High priority		25% N=67
	Medium priority		28% N=73
	Low priority		20% N=54
	Not a priority		27% N=71
Increasing the use of cameras (e.g., body cameras, in car cameras)	High priority		38% N=102

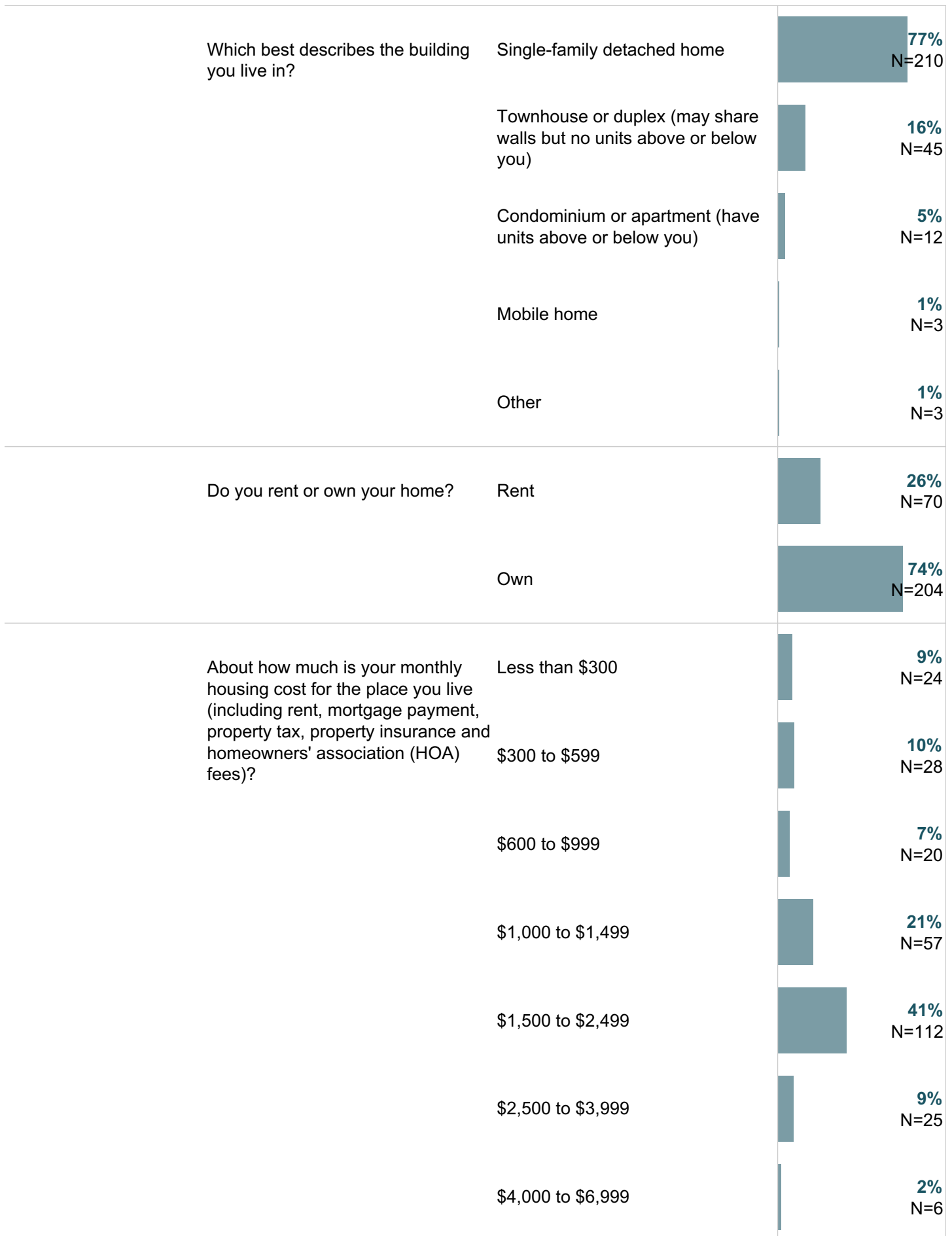


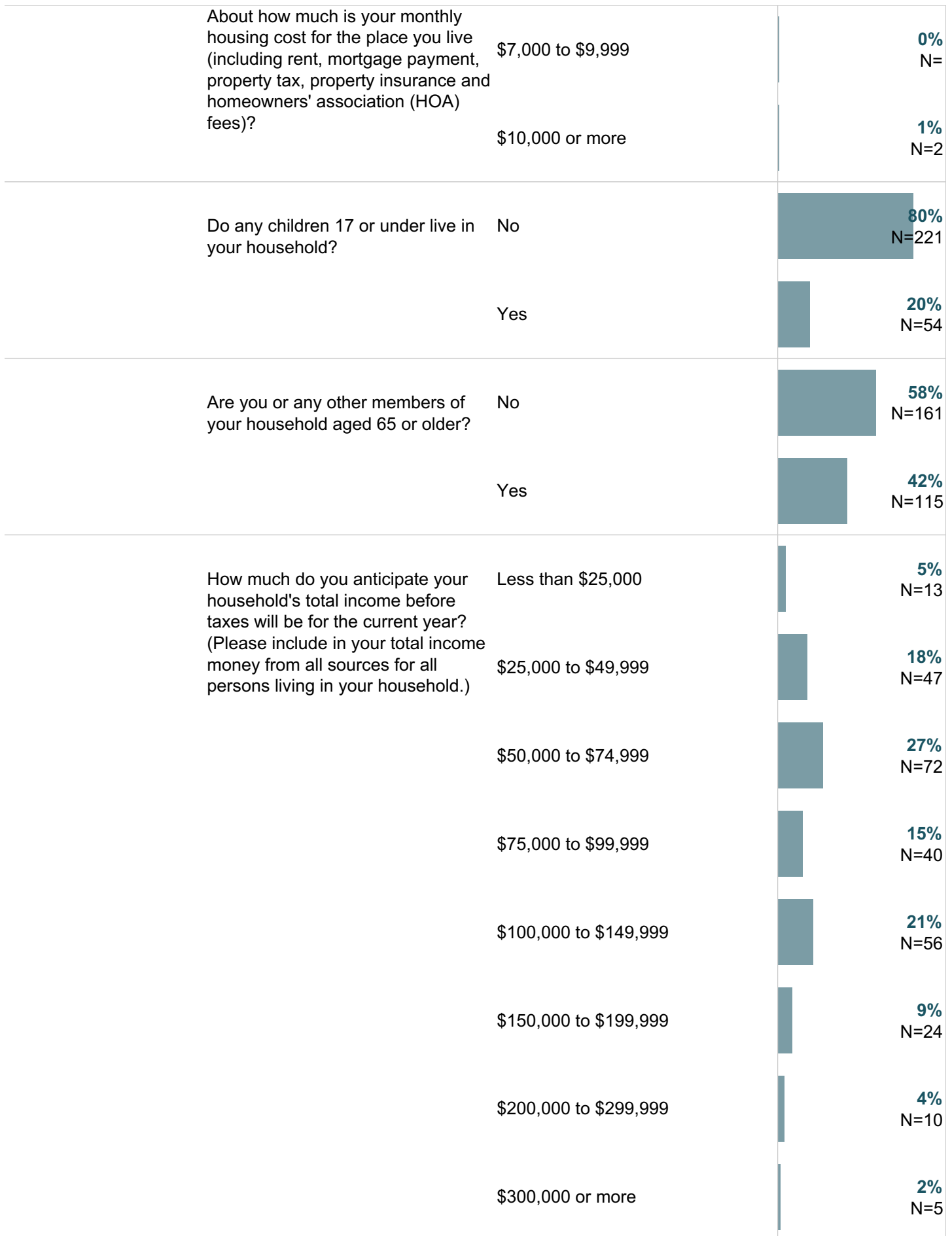


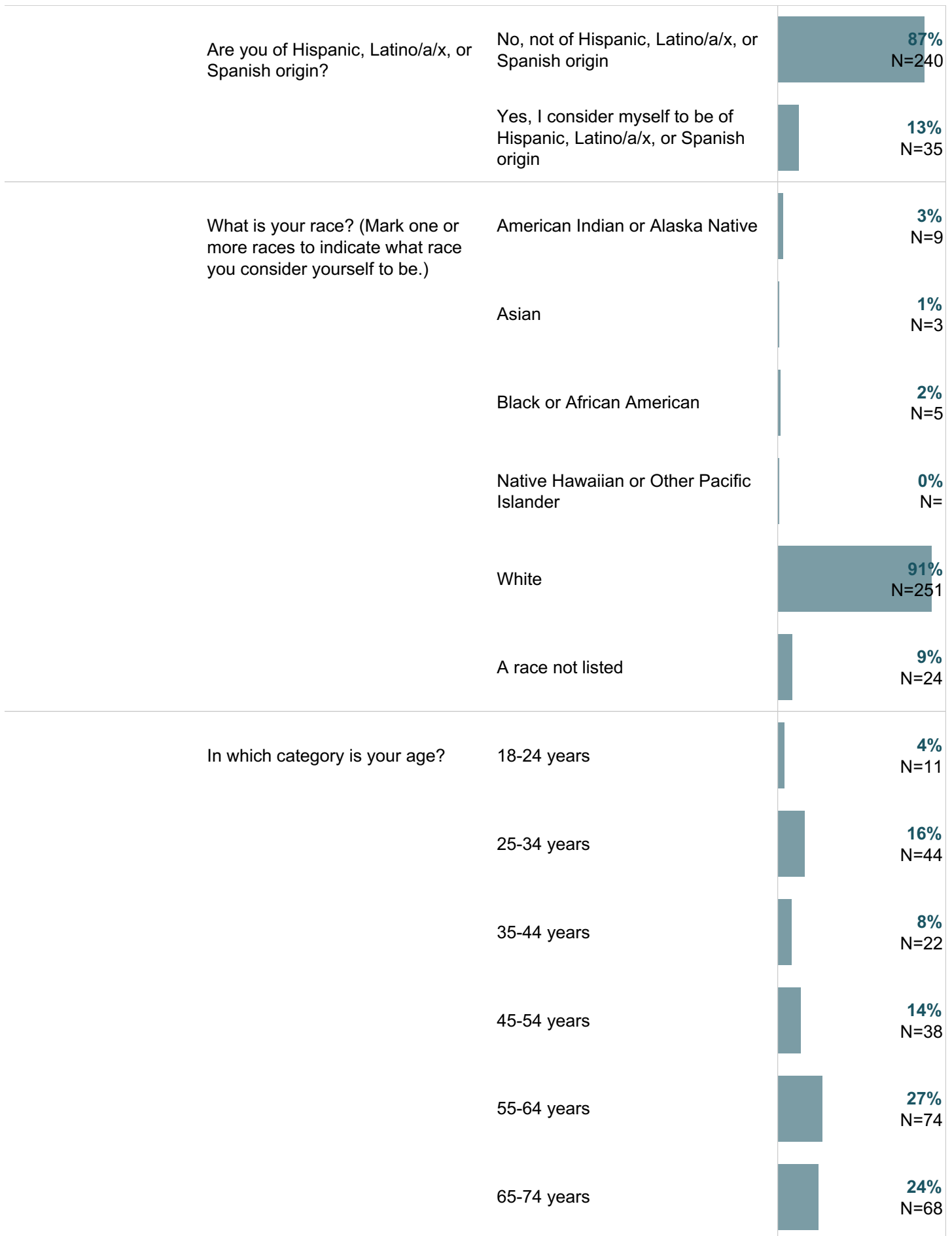




<b>In general, how many times do you:</b>	Use or check email	A few times a week		<b>2%</b> N=5
		Every few weeks		<b>0%</b> N=
		Less often or never		<b>1%</b> N=2
Share your opinions online		Several times a day		<b>18%</b> N=49
		Once a day		<b>5%</b> N=13
		A few times a week		<b>19%</b> N=52
		Every few weeks		<b>18%</b> N=49
		Less often or never		<b>41%</b> N=111
Shop online		Several times a day		<b>20%</b> N=54
		Once a day		<b>11%</b> N=30
		A few times a week		<b>42%</b> N=116
		Every few weeks		<b>22%</b> N=59
		Less often or never		<b>5%</b> N=13
Please rate your overall health.		Excellent		<b>23%</b> N=63









<p>In which category is your age?</p> <p>75 years or older</p>		<p><b>7%</b> N=21</p>
<p>What is your gender?</p> <p>Woman</p> <p>Man</p> <p>Other/prefer not to answer</p>		<p><b>49%</b> N=134</p> <p><b>49%</b> N=135</p> <p><b>3%</b> N=7</p>



Dear Lake Havasu City Resident,

It won't take much of your time to make a big difference! Your household has been randomly selected to participate in Lake Havasu City's 2023 Community Survey. Your participation in this survey is very important—your answers will help Lake Havasu City make decisions that affect our community.

In order to hear from a diverse group of residents, the adult 18 years or older in your household who most recently had a birthday should complete this survey. You can wait a few days for a paper survey to arrive in the mail, or go online now and complete the **confidential survey** at:

**[polco.us/LHC23](https://polco.us/LHC23)**

**Please do not share your survey link.** This survey is for randomly selected households only. The City will conduct a separate survey that is open to all residents just a few weeks from now.

If you have any questions about the survey, please call 928-854-4271. Thank you for helping create a better City!

Sincerely,



Cal Sheehy  
Mayor





Lake Havasu City  
2330 McCulloch Blvd N.  
Lake Havasu City, AZ 86403

Presorted  
First Class Mail  
US Postage  
PAID  
Boulder, CO  
Permit NO. 94



Lake Havasu City  
2330 McCulloch Blvd N.  
Lake Havasu City, AZ 86403

Presorted  
First Class Mail  
US Postage  
PAID  
Boulder, CO  
Permit NO.94



November 2023

Dear Lake Havasu City Resident:

Please help us shape the future of Lake Havasu City! You have been selected at random to participate in the 2023 Lake Havasu City Community Survey. **If you've already completed the survey online, thank you. Please do not respond twice.**

Please take a few minutes to fill out the enclosed survey. Your participation in this survey is very important—especially since your household is one of only a small number being surveyed. Your feedback will help make decisions that affect our City.

**A few things to remember:**

- **Your responses are confidential and no identifying information will be shared.**
- In order to hear from a diverse group of residents, the adult 18 years or older in your household who most recently had a birthday should complete this survey.
- **You may return the survey by mail in the enclosed postage-paid envelope, or you can complete the survey online at:**

**[polco.us/LHC23](https://polco.us/LHC23)**

**Please do not share your survey link.** This survey is for randomly selected households only. The City will conduct a separate survey that is open to all residents just a few weeks from now.

If you have any questions about the survey, please call 928-854-4271.

Thank you for your time and participation!

Sincerely,

Cal Sheehy  
Mayor

Dear Lake Havasu City Resident,

Just a reminder—if you have not yet completed Lake Havasu City’s 2023 Community Survey, please do so. **If you have completed it, thank you! Please do not respond twice.**

Your participation in this survey is very important—your answers will help Lake Havasu City make decisions that affect our community. Please complete the **confidential survey** online at:

**polco.us/LHC23**

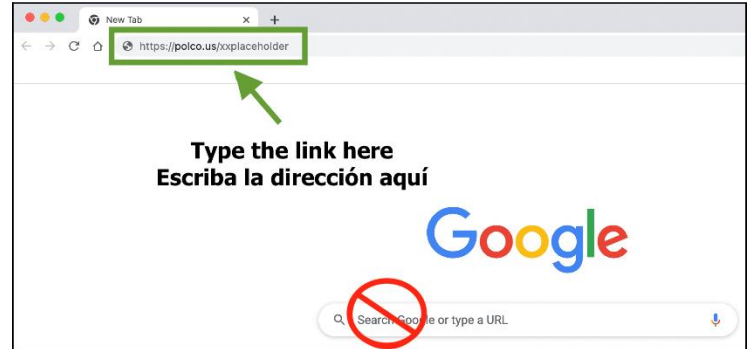
**Please do not share your survey link.** This survey is for randomly selected households only.

If you have any questions about the survey, please call 928-854-4271. Thank you for helping create a better City!

Sincerely,



Cal Sheehy  
Mayor





Lake Havasu City  
2330 McCulloch Blvd N.  
Lake Havasu City, AZ 86403

Presorted  
First Class Mail  
US Postage  
PAID  
Boulder, CO  
Permit NO. 94

# The Lake Havasu City 2023 Community Survey

Please complete this survey if you are the adult (age 18 or older) in the household who most recently had a birthday (the year of birth does not matter). Your responses are confidential and no identifying information will be shared.

## 1. Please rate each of the following aspects of quality of life in Lake Havasu City.

	<u>Excellent</u>	<u>Good</u>	<u>Fair</u>	<u>Poor</u>	<u>Don't know</u>
Lake Havasu City as a place to live .....	1	2	3	4	5
Your neighborhood as a place to live .....	1	2	3	4	5
Lake Havasu City as a place to raise children .....	1	2	3	4	5
Lake Havasu City as a place to work.....	1	2	3	4	5
Lake Havasu City as a place to visit.....	1	2	3	4	5
Lake Havasu City as a place to retire.....	1	2	3	4	5
The overall quality of life in Lake Havasu City .....	1	2	3	4	5
Sense of community.....	1	2	3	4	5

## 2. Please rate each of the following characteristics as they relate to Lake Havasu City as a whole.

	<u>Excellent</u>	<u>Good</u>	<u>Fair</u>	<u>Poor</u>	<u>Don't know</u>
Overall economic health of Lake Havasu City.....	1	2	3	4	5
Overall quality of the transportation system (auto, bicycle, foot, bus) in Lake Havasu City.....	1	2	3	4	5
Overall design or layout of Lake Havasu City's residential and commercial areas (e.g., homes, buildings, streets, parks, etc.) .....	1	2	3	4	5
Overall quality of the utility infrastructure in Lake Havasu City (water, sewer, storm water, electric/gas, broadband).....	1	2	3	4	5
Overall feeling of safety in Lake Havasu City .....	1	2	3	4	5
Overall quality of natural environment in Lake Havasu City.....	1	2	3	4	5
Overall quality of parks and recreation opportunities.....	1	2	3	4	5
Overall health and wellness opportunities in Lake Havasu City .....	1	2	3	4	5
Overall opportunities for education, culture, and the arts.....	1	2	3	4	5
Residents' connection and engagement with their community .....	1	2	3	4	5

## 3. Please indicate how likely or unlikely you are to do each of the following.

	<u>Very likely</u>	<u>Somewhat likely</u>	<u>Somewhat unlikely</u>	<u>Very unlikely</u>	<u>Don't know</u>
Recommend living in Lake Havasu City to someone who asks.....	1	2	3	4	5
Remain in Lake Havasu City for the next five years.....	1	2	3	4	5

## 4. Please rate how safe or unsafe you feel:

	<u>Very safe</u>	<u>Somewhat safe</u>	<u>Neither safe nor unsafe</u>	<u>Somewhat unsafe</u>	<u>Very unsafe</u>	<u>Don't know</u>
In your neighborhood during the day.....	1	2	3	4	5	6
In Lake Havasu City's downtown/commercial area during the day .....	1	2	3	4	5	6
From property crime.....	1	2	3	4	5	6
From violent crime.....	1	2	3	4	5	6
From fire, flood, or other natural disaster .....	1	2	3	4	5	6

## 5. Please rate the job you feel the Lake Havasu City community does at each of the following.

	<u>Excellent</u>	<u>Good</u>	<u>Fair</u>	<u>Poor</u>	<u>Don't know</u>
Making all residents feel welcome .....	1	2	3	4	5
Attracting people from diverse backgrounds.....	1	2	3	4	5
Valuing/respecting residents from diverse backgrounds.....	1	2	3	4	5
Taking care of vulnerable residents (elderly, disabled, homeless, etc.).....	1	2	3	4	5

## 6. Please rate each of the following in the Lake Havasu City community.

	<u>Excellent</u>	<u>Good</u>	<u>Fair</u>	<u>Poor</u>	<u>Don't know</u>
Overall quality of business and service establishments in Lake Havasu City .....	1	2	3	4	5
Variety of business and service establishments in Lake Havasu City .....	1	2	3	4	5
Vibrancy of downtown/commercial area .....	1	2	3	4	5
Employment opportunities .....	1	2	3	4	5
Shopping opportunities .....	1	2	3	4	5
Cost of living in Lake Havasu City .....	1	2	3	4	5
Overall image or reputation of Lake Havasu City .....	1	2	3	4	5

**7. Please also rate each of the following in the Lake Havasu City community.**

	<u>Excellent</u>	<u>Good</u>	<u>Fair</u>	<u>Poor</u>	<u>Don't know</u>
Traffic flow on major streets.....	1	2	3	4	5
Ease of public parking.....	1	2	3	4	5
Ease of travel by car in Lake Havasu City.....	1	2	3	4	5
Ease of travel by public transportation in Lake Havasu City.....	1	2	3	4	5
Ease of travel by bicycle in Lake Havasu City.....	1	2	3	4	5
Ease of walking in Lake Havasu City.....	1	2	3	4	5
Well-planned residential growth.....	1	2	3	4	5
Well-planned commercial growth.....	1	2	3	4	5
Well-designed neighborhoods.....	1	2	3	4	5
Preservation of the historical or cultural character of the community.....	1	2	3	4	5
Public places where people want to spend time.....	1	2	3	4	5
Variety of housing options.....	1	2	3	4	5
Availability of affordable quality housing.....	1	2	3	4	5
Overall quality of new development in Lake Havasu City.....	1	2	3	4	5
Overall appearance of Lake Havasu City.....	1	2	3	4	5
Cleanliness of Lake Havasu City.....	1	2	3	4	5
Water resources (beaches, lakes, ponds, riverways, etc.).....	1	2	3	4	5
Air quality.....	1	2	3	4	5
Availability of paths and walking trails.....	1	2	3	4	5
Fitness opportunities (including exercise classes and paths or trails, etc.)... ..	1	2	3	4	5
Recreational opportunities.....	1	2	3	4	5
Availability of affordable quality food.....	1	2	3	4	5
Availability of affordable quality health care.....	1	2	3	4	5
Availability of preventive health services.....	1	2	3	4	5
Availability of affordable quality mental health care.....	1	2	3	4	5
Opportunities to attend cultural/arts/music activities.....	1	2	3	4	5
Community support for the arts.....	1	2	3	4	5
Availability of affordable quality childcare/preschool.....	1	2	3	4	5
K-12 education.....	1	2	3	4	5
Adult educational opportunities.....	1	2	3	4	5
Sense of civic/community pride.....	1	2	3	4	5
Neighborliness of residents in Lake Havasu City.....	1	2	3	4	5
Opportunities to participate in social events and activities.....	1	2	3	4	5
Opportunities to attend special events and festivals.....	1	2	3	4	5
Opportunities to volunteer.....	1	2	3	4	5
Opportunities to participate in community matters.....	1	2	3	4	5
Openness and acceptance of the community toward people of diverse backgrounds.....	1	2	3	4	5

**8. Please indicate whether or not you have done each of the following in the last 12 months.**

	<u>No</u>	<u>Yes</u>
Contacted Lake Havasu City (in-person, phone, email, or web) for help or information.....	1	2
Contacted Lake Havasu City elected officials (in-person, phone, email, or web) to express your opinion.....	1	2
Attended a local public meeting (of local elected officials like City Council or County Supervisors, advisory boards, town halls, HOA, neighborhood watch, etc.).....	1	2
Watched (online or on television) a local public meeting.....	1	2
Volunteered your time to some group/activity in Lake Havasu City.....	1	2
Campaigned or advocated for a local issue, cause, or candidate.....	1	2
Voted in your most recent local election.....	1	2
Used bus or other public transportation instead of driving.....	1	2
Carpooled with other adults or children instead of driving alone.....	1	2
Walked or biked instead of driving.....	1	2



# The Lake Havasu City 2023 Community Survey

## 9. Please rate the quality of each of the following services in Lake Havasu City.

	<u>Excellent</u>	<u>Good</u>	<u>Fair</u>	<u>Poor</u>	<u>Don't know</u>
Public information services.....	1	2	3	4	5
Economic development.....	1	2	3	4	5
Traffic enforcement.....	1	2	3	4	5
Traffic signal timing.....	1	2	3	4	5
Street repair.....	1	2	3	4	5
Street cleaning.....	1	2	3	4	5
Street lighting.....	1	2	3	4	5
Sidewalk maintenance.....	1	2	3	4	5
Bus or transit services.....	1	2	3	4	5
Land use, planning, and zoning.....	1	2	3	4	5
Code enforcement (weeds, abandoned buildings, etc.).....	1	2	3	4	5
Affordable high-speed internet access.....	1	2	3	4	5
Garbage collection.....	1	2	3	4	5
Drinking water.....	1	2	3	4	5
Sewer services.....	1	2	3	4	5
Storm water management (storm drainage, washes, etc.).....	1	2	3	4	5
Power (electric and/or gas) utility.....	1	2	3	4	5
Utility billing (City Water/Sewer billing).....	1	2	3	4	5
Police services.....	1	2	3	4	5
Crime prevention.....	1	2	3	4	5
Animal control.....	1	2	3	4	5
Ambulance or emergency medical services.....	1	2	3	4	5
Fire services.....	1	2	3	4	5
Fire prevention and education.....	1	2	3	4	5
Emergency preparedness (services that prepare the community for natural disasters or other emergency situations).....	1	2	3	4	5
Preservation of natural areas (open space, farmlands, and greenbelts).....	1	2	3	4	5
Lake Havasu City open space.....	1	2	3	4	5
Recycling.....	1	2	3	4	5
City parks.....	1	2	3	4	5
Recreation programs or classes.....	1	2	3	4	5
Recreation centers or facilities.....	1	2	3	4	5
Health services.....	1	2	3	4	5
Public library services.....	1	2	3	4	5
Overall customer service by Lake Havasu City employees (police, receptionists, planners, etc.).....	1	2	3	4	5

## 10. Please rate the following categories of Lake Havasu City government performance.

	<u>Excellent</u>	<u>Good</u>	<u>Fair</u>	<u>Poor</u>	<u>Don't know</u>
The value of services for the taxes paid to Lake Havasu City.....	1	2	3	4	5
The overall direction that Lake Havasu City is taking.....	1	2	3	4	5
The job Lake Havasu City government does at welcoming resident involvement.....	1	2	3	4	5
Overall confidence in Lake Havasu City government.....	1	2	3	4	5
Generally acting in the best interest of the community.....	1	2	3	4	5
Being honest.....	1	2	3	4	5
Being open and transparent to the public.....	1	2	3	4	5
Informing residents about issues facing the community.....	1	2	3	4	5
Treating all residents fairly.....	1	2	3	4	5
Treating residents with respect.....	1	2	3	4	5

## 11. Overall, how would you rate the quality of the services provided by each of the following?

	<u>Excellent</u>	<u>Good</u>	<u>Fair</u>	<u>Poor</u>	<u>Don't know</u>
Lake Havasu City.....	1	2	3	4	5
The Federal Government.....	1	2	3	4	5

**12. Please rate how important, if at all, you think it is for the Lake Havasu City community to focus on each of the following in the coming two years.**

	Essential	Very important	Somewhat important	Not at all important
Overall economic health of Lake Havasu City.....	1	2	3	4
Overall quality of the transportation system (auto, bicycle, foot, bus) in Lake Havasu City.....	1	2	3	4
Overall design or layout of Lake Havasu City’s residential and commercial areas (e.g., homes, buildings, streets, parks, etc.).....	1	2	3	4
Overall quality of the utility infrastructure in Lake Havasu City (water, sewer, storm water, electric/gas, broadband) .....	1	2	3	4
Overall feeling of safety in Lake Havasu City.....	1	2	3	4
Overall quality of natural environment in Lake Havasu City.....	1	2	3	4
Overall quality of parks and recreation opportunities.....	1	2	3	4
Overall health and wellness opportunities in Lake Havasu City.....	1	2	3	4
Overall opportunities for education, culture, and the arts.....	1	2	3	4
Residents’ connection and engagement with their community .....	1	2	3	4

**13. How much of a priority, if at all, should it be for Lake Havasu City to focus on and address each of the projects and issues over the next five years.**

	High priority	Medium priority	Low priority	Not a priority	Don’t know
Increase citywide beautification efforts (code enforcement, park improvements, weed removal, etc.).....	1	2	3	4	5
Maintaining and improving streets.....	1	2	3	4	5
Expanding water conservation efforts .....	1	2	3	4	5
Improving aging city facilities .....	1	2	3	4	5

**14. How much of a priority, if at all, should it be for Lake Havasu City to complete the following projects.**

	High priority	Medium priority	Low priority	Not a priority	Don’t know
Additional road improvements.....	1	2	3	4	5
Additional debris cleanup on Hwy 95.....	1	2	3	4	5
Additional Park improvements (pool, splashpad, playground equipment, etc.).....	1	2	3	4	5
Improvements to downtown streetscape (lighting, benches, trash receptacles, etc.).....	1	2	3	4	5

**15. How much of a priority, if at all, should the Lake Havasu City Police Department place on each of the following in the next two years?**

	High priority	Medium priority	Low priority	Not a priority	Don’t know
Increasing prevention of juvenile crime .....	1	2	3	4	5
Increasing drug enforcement .....	1	2	3	4	5
Enforcing nuisance/code violations (e.g., loud music, abandoned cars, litter).....	1	2	3	4	5
Increasing connections with the community (e.g., community forums, events, relationship building).....	1	2	3	4	5
Sharing more information with residents about law enforcement activities and public safety information.....	1	2	3	4	5
Assisting or dealing with the homeless/transient population.....	1	2	3	4	5
Increasing school safety/security.....	1	2	3	4	5
Increasing traffic enforcement.....	1	2	3	4	5
Working with residents to solve neighborhood problems .....	1	2	3	4	5
Increasing training for law enforcement officers (e.g. de-escalation techniques, crisis management, mental health).....	1	2	3	4	5
Recruiting and hiring more diverse staff.....	1	2	3	4	5
Increasing the use of cameras (e.g., body cameras, in car cameras) .....	1	2	3	4	5
Increasing the use of technology (e.g., drones, electric weapons that are less lethal, etc.).....	1	2	3	4	5
Hiring (more) mental health workers to assist with response to calls ..	1	2	3	4	5

# The Lake Havasu City 2023 Community Survey

Our last questions are about you and your household.

Again, all of your responses to this survey are confidential and no identifying information will be shared.

**D1. In general, how many times do you:**

	Several <u>times a day</u>	Once <u>a day</u>	A few times <u>a week</u>	Every <u>few weeks</u>	Less often <u>or never</u>	Don't <u>know</u>
Access the internet from your home using a computer, laptop, or tablet computer .....	1	2	3	4	5	6
Access the internet from your cell phone.....	1	2	3	4	5	6
Visit social media sites such as Facebook, Twitter, Nextdoor, etc. ....	1	2	3	4	5	6
Use or check email.....	1	2	3	4	5	6
Share your opinions online.....	1	2	3	4	5	6
Shop online .....	1	2	3	4	5	6

**D2. Please rate your overall health.**

- Excellent   
  Very good   
  Good   
  Fair   
  Poor

**D3. What impact, if any, do you think the economy will have on your family income in the next 6 months?**

**Do you think the impact will be:**

- Very positive   
  Somewhat positive   
  Neutral   
  Somewhat negative   
  Very negative

**D4. How many years have you lived in Lake Havasu City?**

- Less than 2 years  
 2-5 years  
 6-10 years  
 11-20 years  
 More than 20 years

**D5. Which best describes the building you live in?**

- Single-family detached home  
 Townhouse or duplex (may share walls but no units above or below you)  
 Condominium or apartment (have units above or below you)  
 Mobile home  
 Other

**D6. Do you rent or own your home?**

- Rent  
 Own

**D7. About how much is your monthly housing cost for the place you live (including rent, mortgage payment, property tax, property insurance, and homeowners' association (HOA) fees)?**

- Less than \$300                       \$2,500 to \$3,999  
 \$300 to \$599                         \$4,000 to \$6,999  
 \$600 to \$999                          \$7,000 to \$9,999  
 \$1,000 to \$1,499                     \$10,000 or more  
 \$1,500 to \$2,499

**D8. Do any children 17 or under live in your household?**

- No     Yes

**D9. Are you or any other members of your household aged 65 or older?**

- No     Yes

**D10. How much do you anticipate your household's total income before taxes will be for the current year? (Please include in your total income money from all sources for all persons living in your household.)**

- Less than \$25,000     \$100,000 to \$149,999  
 \$25,000 to \$49,999     \$150,000 to \$199,999  
 \$50,000 to \$74,999     \$200,000 to \$299,999  
 \$75,000 to \$99,999     \$300,000 or more

**D11. Are you of Hispanic, Latino/a/x, or Spanish origin?**

- No     Yes

**D12. What is your race? (Mark one or more races to indicate what race you consider yourself to be.)**

- American Indian or Alaskan Native  
 Asian  
 Black or African American  
 Native Hawaiian or Other Pacific Islander  
 White  
 A race not listed

**D13. In which category is your age?**

- 18-24 years                               55-64 years  
 25-34 years                               65-74 years  
 35-44 years                               75 years or older  
 45-54 years

**D14. What is your gender?**

- Woman  
 Man  
 Other/prefer not to answer

**Thank you!**

Please return the completed survey in the postage-paid envelope to:  
**National Research Center, Inc., PO Box 549, Belle Mead, NJ 08502**