

Lake Havasu City, AZ

The National Community Survey

Report of Results
2026

Report by:



Visit us online!
www.polco.us



National Research Center at Polco is a charter member of the AAPOR Transparency Initiative, providing clear disclosure of our sound and ethical survey research practices.

Table of Contents

About The NCS™	1
- Purpose of the Survey	
- Reporting Results	
- Benchmark Comparisons	
- Trends Over Time	
Methods	2
- Selecting the Survey Recipients	
- Conducting the Survey	
- Analyzing the Data	
- Contact Information	
- Study Limitations	
- Survey Validity	
Key Findings	5
- Community Strengths	
- Focus Areas	
- Other Notable Results	
- Areas of Greatest Change	
Facets of Livability	7
- Overview and Gap Analysis	
- Quality and Importance Ratings	
Quality of Life	8
Governance	9
Economy	11
Mobility	13
Community Design	15
Utilities	17
Safety	18
Natural Environment	20
Parks and Recreation	21
Health and Wellness	22
Education, Arts, and Culture	24
Community Connection	25
Custom Questions	27

About The NCS™

The National Community Survey™ (The NCS™) report is about the “livability” of Lake Havasu City. A livable community is a place that is not simply habitable, but that is desirable. It is not only where people do live, but where they want to live. The NCS was developed by the experts from National Research Center at Polco in partnership with the International City/County Management Association (ICMA) and has been administered in hundreds of communities across the United States.



Great communities are partnerships of the government, private sector, community-based organizations, and residents, all geographically connected. The NCS focuses on the livability of Lake Havasu City by categorizing survey questions into the ten main “facets” of community livability shown below, in addition to ratings for quality of life and local governance. These facets have been identified through years of extensive survey research as those that are most impactful to residents’ quality of life.

- Economy
- Mobility
- Community Design
- Utilities
- Natural Environment
- Parks and Recreation
- Health and Wellness
- Education, Arts, and Culture
- Community Connection

The report provides the opinions of a representative sample of 3,000 residents of Lake Havasu City collected from January 13th, 2026 to February 24th, 2026. The margin of error around any reported percentage is 4.8% for all respondents. Survey results were weighted so that the demographic profile of respondents was representative of the demographic profile of adults in Lake Havasu City.

Reporting Results

For the most part, the percentages presented in this report represent the “percent positive.” Most commonly, the percent positive is the combination of the top two most positive response options (excellent/good, very safe/somewhat safe, etc.). On many of the questions in the survey, respondents may answer “don’t know.” The proportion of respondents giving a “don’t know” response is shown in the full set of responses included in the “Complete Data” section; however, these responses have been removed from the analyses presented in the main body of the report. Therefore, the tables and graphs display the responses from respondents who had an opinion about a specific item.

Benchmark Comparisons

Polco’s database of comparative resident opinion is comprised of resident perspectives gathered in surveys from over 400 communities whose residents evaluated the same kinds of topics on The NCS. The comparison evaluations include surveys from the past five years. If a jurisdiction has conducted multiple efforts in the past five years, only the most recent survey is included in the benchmark database. Polco adds the latest results quickly upon survey completion, keeping the benchmark data fresh and relevant. The communities in the database represent a wide geographic and population range.

In each tab, Lake Havasu City’s results are noted as being “higher” than the benchmark, “lower” than the benchmark, or “similar” to the benchmark. Being rated as “higher” or “lower” than the benchmark means that Lake Havasu City’s average rating for a particular item was more than 10 points different than the benchmark. If a rating was “much higher” or “much lower,” then Lake Havasu City’s average rating was more than 20 points different when compared to the benchmark.

Trends over time

Trend data for Lake Havasu City represent important comparison data and should be examined for improvements or declines.¹ Deviations from stable trends over time represent opportunities for understanding how local policies, programs, or public information may have affected residents’ opinions. Changes between survey years have been noted with an arrow and the percent difference. If the difference is greater than 6.4% percentage points between the 2023 and 2026 surveys, the change is statistically significant.

1. In 2020, The NCS survey was updated to include new and refreshed items. Consequently, some of the trends may be impacted due to wordin..

Methods

Selecting Survey Recipients

All households within Lake Havasu City were eligible to participate in the survey. A list of all households within the zip codes serving Lake Havasu City was purchased from Polco's mailing vendor, based on updated listings from the United States Postal Service.

Since some of the zip codes that serve Lake Havasu City households may also serve addresses that lie outside of the community, the exact geographic location of each housing unit was compared to community boundaries using the most current municipal boundary file. Addresses located outside of Lake Havasu City boundaries were removed from the list of potential households to survey. From that list, addresses were randomly selected as survey recipients, with multi-family housing units sampled at a rate of 5:3 compared to single family housing units.

Conducting the Random Sample Survey

The 3,000 randomly selected households received mailings beginning on January 13th, 2026 and data collection for the survey remained open for six weeks. The first mailing was a postcard inviting the household to participate in the survey online. The next mailing contained a cover letter with instructions, the survey questionnaire, and a postage-paid return envelope. All mailings included a web link to give residents the opportunity to respond to the survey online, as well as QR codes to further encourage participation.

The survey was available in English and Spanish. All mailings contained paragraphs in both languages instructing participants on how to access the survey in their preferred language.

About 5% of the 3,000 mailed invitations were returned because the household address was vacant or the postal service was unable to deliver the survey as addressed. Of the remaining 2,856 households that received the invitations to participate, 414 completed the survey, providing an overall response rate of 14%. Of the 414 responses, 414 were completed in English and 0 were completed in Spanish. The response rate was calculated using AAPOR's response rate #2 for mailed surveys of unnamed persons.¹

It is customary to describe the precision of estimates by a "level of confidence" and accompanying "confidence interval" (or margin of error). A traditional level of confidence, and the one used here, is 95%. The 95% confidence interval quantifies the sampling error or imprecision of the survey results based on the total number of responses received. This is because *some* residents' opinions are relied on to estimate *all* residents' opinions. The margin of error for Lake Havasu City survey is no greater than plus or minus 4.8% percentage points around any given percent reported for all respondents (414 completed surveys).

Conducting the Open Participation Survey

In addition to the randomly selected "probability sample" of households, a link to an online open-participation survey was publicized by Lake Havasu City. The open-participation survey was identical to the random sample survey, with two small updates; it asked a question to confirm the respondent was a resident of Lake Havasu City and also a question about where they heard about the survey.

The open participation survey was open to all city residents and became available on February 10th, 2026. The survey remained open for two weeks and 591 responses were received. The data presented in the following report excludes the open participation survey data, but the online report includes a tab which provides the complete open participation results.

Analyzing the Data

Responses from mailed surveys were entered into an electronic dataset using a “key and verify” method, where all responses are entered twice and compared to each other. Any discrepancies were resolved in comparison to the original survey form. Range checks as well as other forms of quality control were also performed. Responses from surveys completed on Polco were downloaded and merged with the mailed survey responses.

The survey datasets were analyzed using all or some of a combination of the Statistical Package for the Social Sciences (SPSS), R, Python, and Tableau.

The demographics of the survey respondents were compared to those found in the 2020 Census and 2024 American Community Survey estimates for adults in Lake Havasu City. The primary objective of weighting survey data is to make the survey respondents reflective of the larger population of the community. The characteristics used for weighting were age, sex, race, Hispanic origin, housing type, and housing tenure. No adjustments were made for design effects. Weights were calculated using an iterative, multiplicative raking model known as the ANES Weighting Algorithm.² The results of the weighting scheme for the probability sample are presented in the following table.

		Unweighted	Weighted	Target ⁴
Age	18-34	2%	8%	19%
	35-54	7%	24%	22%
	55+	91%	67%	60%
Hispanic origin	No	95%	87%	87%
	Yes	5%	13%	13%
Housing tenure	Own	89%	73%	73%
	Rent	11%	27%	27%
Housing type	Attached	18%	24%	24%
	Detached	82%	76%	76%
Race & Hispanic origin	Not white alone	12%	19%	18%
	White alone, not Hispanic or Latino	88%	81%	82%
Sex	Man	45%	47%	50%
	Woman	55%	53%	50%
Sex/age	Man 18-34	0%	2%	10%
	Man 35-54	3%	12%	11%
	Man 55+	41%	33%	29%

Woman 18-34	1%	6%	9%
Woman 35-54	4%	12%	11%
Woman 55+	50%	34%	30%

Study Limitations

All public opinion research is subject to unmeasured error. While the methodologies employed for this survey were designed to minimize this error as much as possible, these other sources of potential error should be acknowledged, and can include non-response error, coverage error, recall bias, and social desirability bias.

Non-response error arises when those who were selected to participate in the survey did not do so, and may have different opinions or experiences than survey responders. For general resident surveys, where the results are meant to be generalized to the entire adult population living in households, the mailing lists based on the Delivery Sequence File from the United States Post Office may exclude certain types of housing units, such as those in multi-family buildings where mail is addressed to a named resident at the address rather than to a specific unit or where residents only receive their mail at a post office box and the geographic location of a residence cannot be determined, there may be a *coverage error*, although for most locations, this is minimal. Respondents may not perfectly remember their experiences in the past year (such as participation in social or civic events, for example), and for some survey items, they may answer in ways they think cast their responses in a more favorable light (*recall bias* and *social desirability bias*).

Survey Validity

See the Polco Knowledge Base article on survey validity at <https://blog.polco.us/polco-knowledgebase/margin-of-error-and-confidence-level-in-survey-results>

Contact

Lake Havasu City funded this research. Please contact Jerri Bracamonte of Lake Havasu City at bracamonteJ@lhcaz.gov if you have any questions about the survey.

1. See AAPOR's Standard Definitions for more information at <https://aapor.org/standards-and-ethics/standard-definitions/>
2. Pasek, J. (2014). ANES Weighting Algorithm. Retrieved from <https://surveyinsights.org/wp-content/uploads/2014/07/Full-anesrake-paper.pdf>
3. Targets come from the 2020 Census and 2024 American Community Survey

Key Findings

Community Strengths

Residents rate Lake Havasu highly as a place to live and visit.

- A majority of community members positively rated their neighborhood as a place to live (87% excellent or good).
- Lake Havasu City as a place to visit received very strong ratings (90%), much higher than the national benchmark.
- About 8 in 10 respondents planned to remain in Lake Havasu City for the next five years.
- Almost three-quarters of participants would recommend living in Lake Havasu City to someone who asks, and positively rated the city as a place to retire.

Community members feel safe across the city.

- Over 9 in 10 respondents indicated that they felt safe in their neighborhood and Lake Havasu City's downtown/commercial area during the day.
- Strong feelings of safety also extended into specific scenarios including feeling safe from:
 - Violent crime (87% somewhat safe or very safe)
 - Fire, flood, or other natural disasters (86%)
 - Property crime (84%)
- Participants rated fire services (91%) and fire prevention and education highly, with the latter significantly increasing since 2023 (from 71% to 81%).

Residents report many ways to connect through events and community involvement.

- Almost 9 in 10 respondents rated opportunities to attend special events and festivals positively, higher than the national benchmark.
- About three-quarters of community members gave positive reviews for opportunities to participate in social events and activities, also higher than the national benchmark.
- A similar proportion of residents rated the opportunities to volunteer positively (79%).
- Residents' connection and engagement with their community remains stable, with over half rating it positively (58%).

Focus Areas

Transportation and mobility results may indicate opportunities for improvement.

- About a third of residents rated the overall quality of the transportation system positively.
- Public transit continued to receive limited positive ratings: less than 2 in 10 community members offered excellent or good reviews to the ease of travel by public transportation and bus or transit services.
- The ease of travel by bicycle showed a statistically significant decrease (from 49% in 2023 to 33% in 2026).
- The ease of walking also showed a statistically significant decrease to 47% (from 56% in 2026).
- All of these items were rated lower than the national benchmark.

Access to health services remains a key opportunity area.

- Only 2 in 10 residents positively rated the availability of affordable quality health care, and availability of affordable quality mental health care.

- A similar share of respondents gave excellent or good reviews to the availability of preventive health services (21%), showing a statistically significant decrease from 2023.
- Health services in Lino Lakes received positive ratings from about a quarter of respondents and showed a statistically significant decrease (from 34% in 2023 to 25% in 2026).
- All of these items were rated lower than the national benchmark.

Economic and employment perceptions show room to strengthen.

- Fewer than half of respondents rated overall economic health positively, showing a statistically significant decrease from the previous survey (from 54% in 2023 to 47% in 2026).
- Only about 2 in 10 residents gave positive ratings for employment opportunities. This item also showed a statistically significant decrease from 2023.
- Excellent or good ratings of Lake Havasu City as a place to work were limited (27%).
- Shopping opportunities also drew fewer positive ratings (24% excellent or good)...

Other Notable Results

- Just over half of respondents (53%) supported limiting the percentage of a home’s front yard used for parking operable vehicles.
 - For these individuals, almost 6 in 10 said that 25% should be the maximum percentage of the front yard allowed.
- About two-thirds of community members agreed the City should collaborate with downtown businesses to complete the unfinished “Welcome to Havasu” arch project using the existing pillars, with about 4 in 10 strongly agreeing.
- Over half of residents indicated that they would need more information when considering how much funding, if any, the City should receive through a municipal bond measure to purchase shoreline and island properties from the State.
- Many community members supported major community investments: 72% strongly or somewhat agreed the community would benefit from a new Community Center, and 84% agreed that there is a need for commercial air service at the municipal airport.

Areas of Greatest Change

Of the 121 evaluative questions included on both the 2023 and current survey iterations, 102 were statistically similar to previous results. Upward trends were seen in 6 items, while 13 ratings decreased since 2023. The most significant of those trends are listed below.

Increases

- Street cleaning (+10 %)
- Fire prevention and education increased to (+9%)
- Public library services (+9%)

Decreases

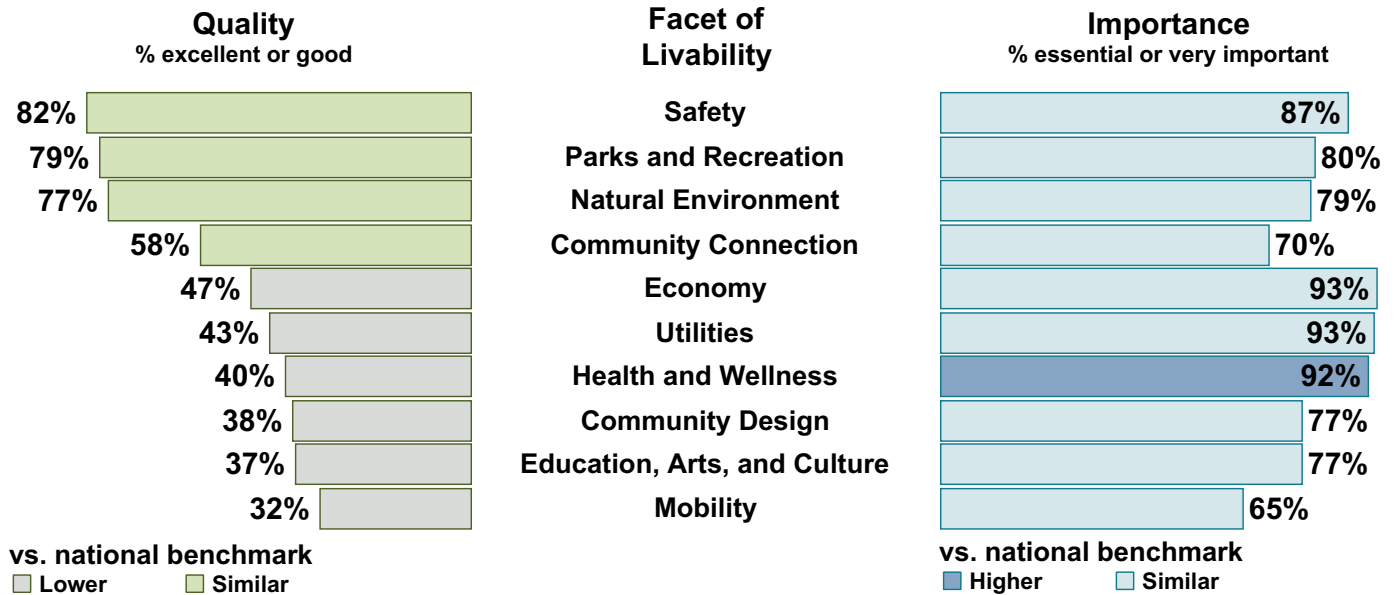
- Ease of travel by bicycle in Lake Havasu City (-16%)
- Lake Havasu City as a place to live (-12%)
- Adult educational opportunities (-10%)
- Overall opportunities for education, culture, and the arts (-10%)

Facets of Livability

Every jurisdiction must balance limited resources while meeting resident needs and striving to optimize community livability. To this end, it is helpful to know what aspects of the community are most important to residents and which they perceive as being of higher or lower quality. It is especially helpful to know when a facet of livability is considered of high importance but rated as lower quality, as this should be a top priority to address.

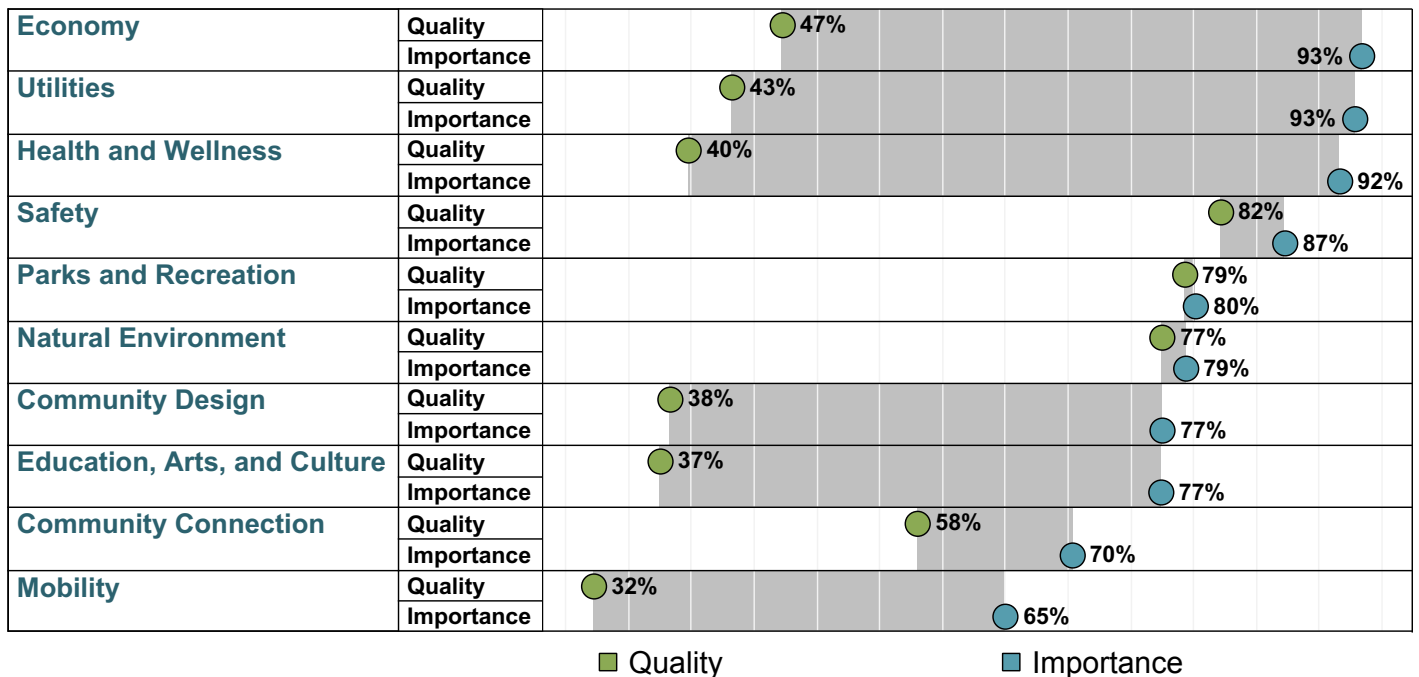
Quality and Importance by the Numbers

The chart below shows the proportion of respondents who provided excellent or good quality ratings for each of the ten facets of community livability (shown in green). Also displayed are the importance ratings for each of the ten facets (percent essential or very important, shown in blue). Finally, the shading in each chart corresponds with the national benchmark comparison.



Quality/Importance Gap Analysis

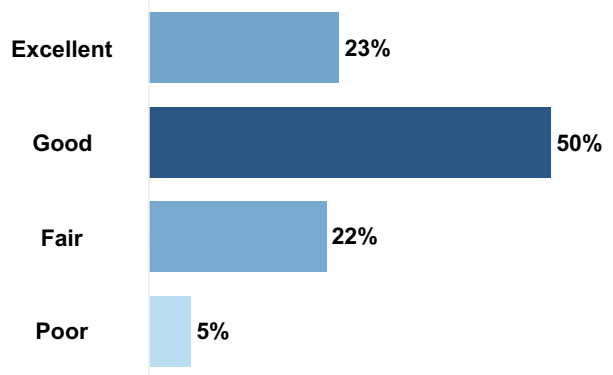
The gap analysis chart below shows the same data as above; however, this chart illustrates the differences in quality and importance ratings for each facet, as well as the absolute ratings for each.



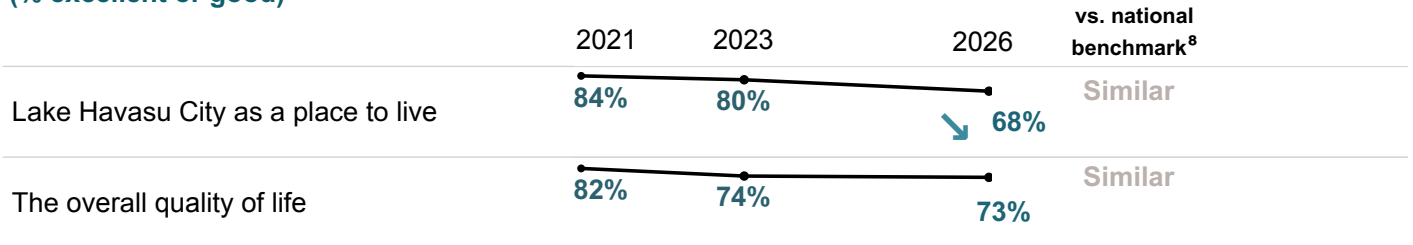
Quality of Life

Measuring community livability starts with assessing the quality of life of those who live there, and ensuring that the community is attractive, accessible, and welcoming to all.

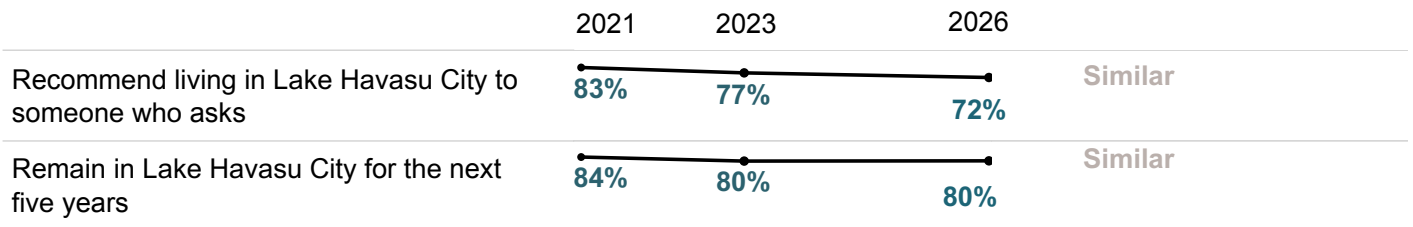
The overall quality of life in Lake Havasu City, 2025



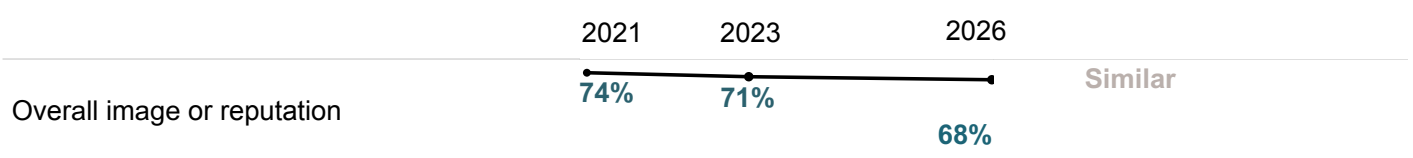
Please rate each of the following aspects of quality of life in Lake Havasu City. (% excellent or good)



Please indicate how likely or unlikely you are to do each of the following. (% very or somewhat likely)



Please rate each of the following in the Lake Havasu City community. (% excellent or good)

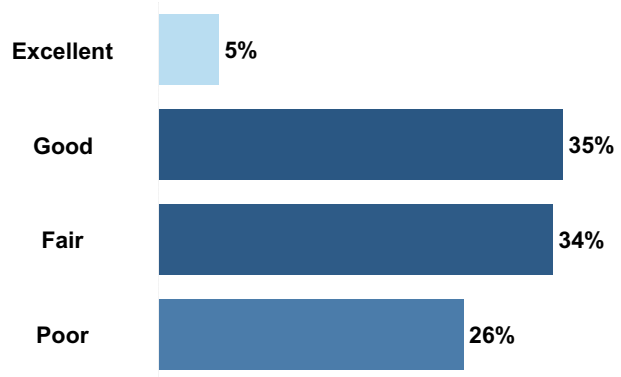


8. Comparison to the national benchmark is shown. If no comparison is available, this is left blank.

Governance

Strong local governments deliver results that meet residents' needs, use resources effectively, and respond to both current and future community priorities.

Overall confidence in Lake Havasu City government, 2025



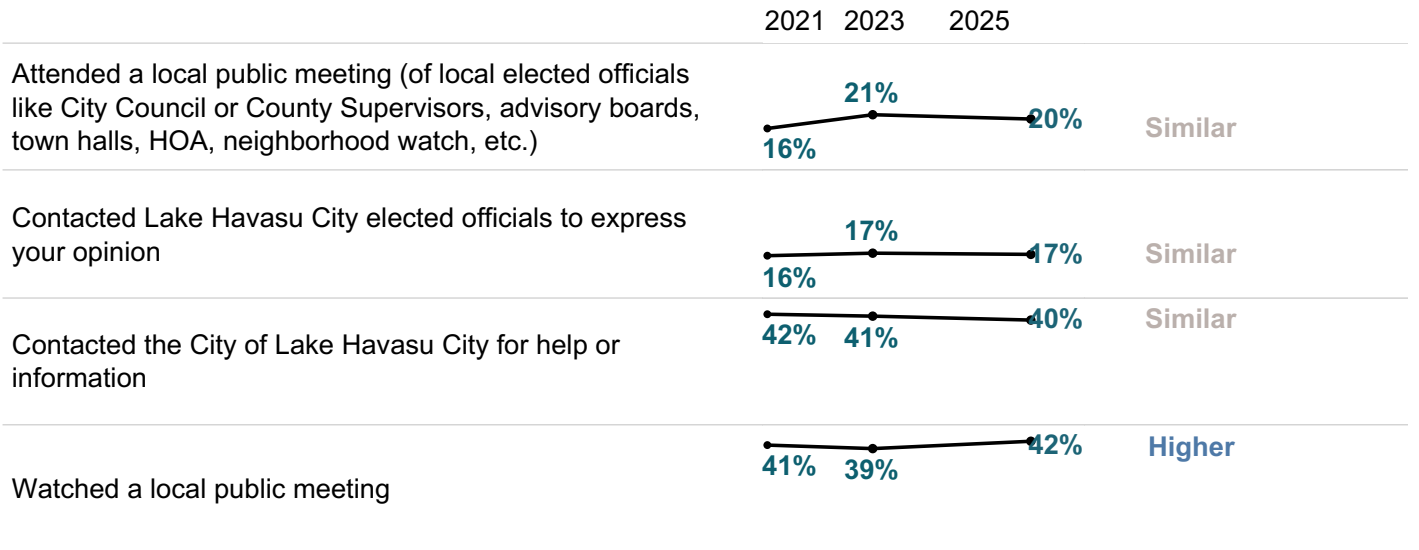
Please rate the quality of each of the following services in Lake Havasu City. (% excellent or good)

	2021	2023	2025	vs. national benchmark ⁹
Public information services	62%	62%	59%	Similar
Overall customer service by Lake Havasu City employees	79%	75%	74%	Similar

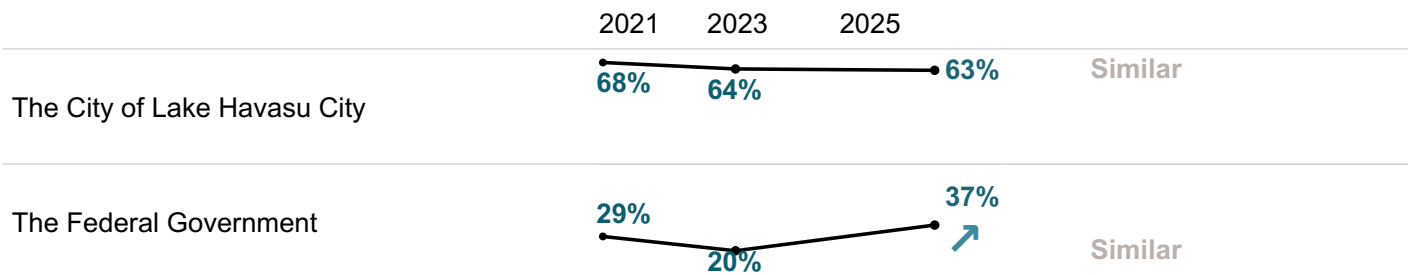
Please rate the following categories of Lake Havasu City government performance. (% excellent or good)

	2021	2023	2025	
The value of services for the taxes paid to Lake Havasu City	55%	48%	52%	Similar
The overall direction that Lake Havasu City is taking	51%	37%	42%	Lower
The job Lake Havasu City government does at welcoming resident involvement	56%	45%	50%	Similar
Overall confidence in Lake Havasu City government	50%	39%	40%	Similar
Generally acting in the best interest of the community	53%	41%	41%	Lower
Being honest	55%	44%	47%	Similar
Being open and transparent to the public	49%	41%	43%	Similar
Informing residents about issues facing the community	49%	40%	38%	Similar
Treating all residents fairly	56%	49%	49%	Similar
Treating residents with respect	63%	60%	62%	Similar

Please indicate whether or not you have done each of the following in the last 12 months.
 (% yes)



Overall, how would you rate the quality of the services provided by each of the following?
 (% excellent or good)

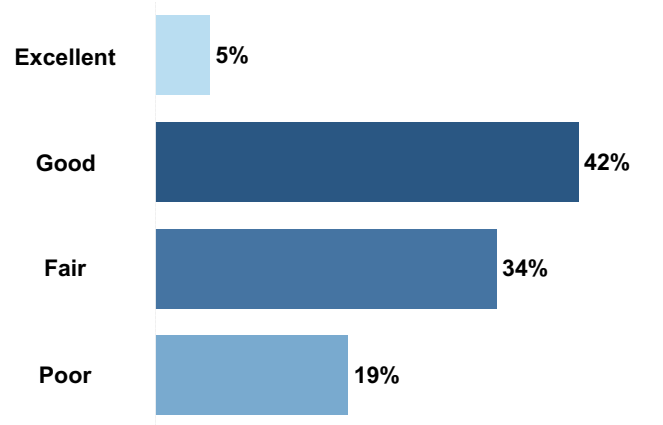


9. Comparison to the national benchmark is shown. If no comparison is available, this is left blank.

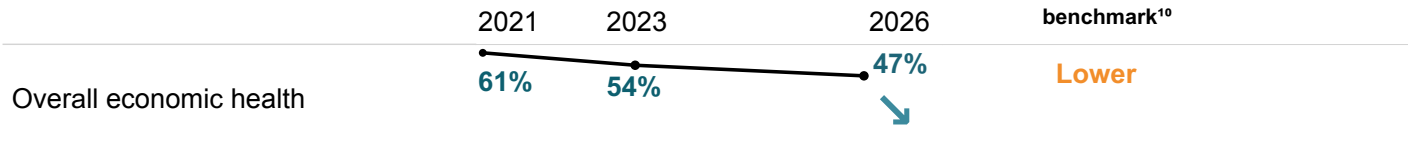
Overall economic health of Lake Havasu City, 2025

Economy

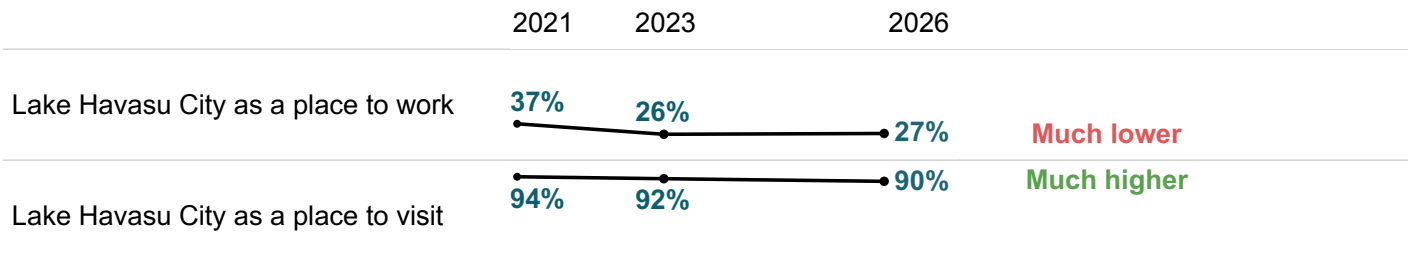
Local governments work together with private and nonprofit businesses, and with the community at large, to foster sustainable growth, create jobs, and promote a thriving local economy.



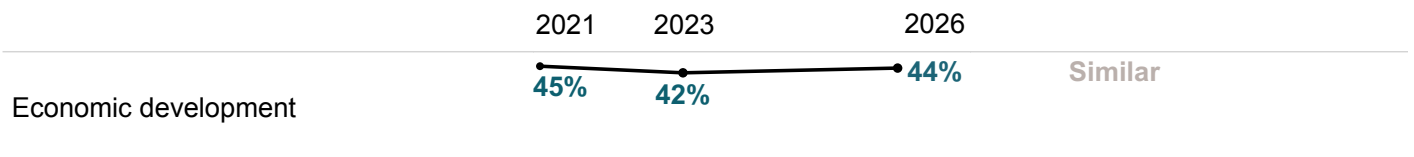
Please rate each of the following characteristics as they relate to Lake Havasu City as a whole. (% excellent or good)



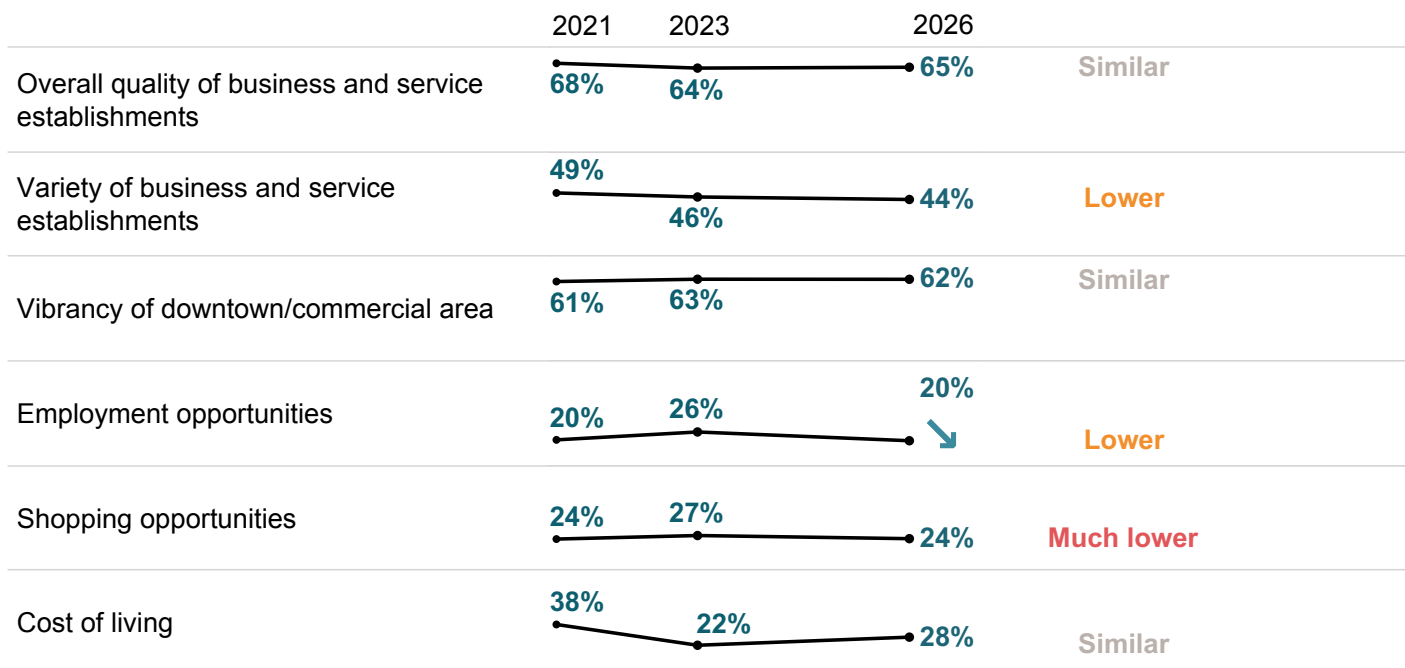
Please rate each of the following aspects of quality of life in Lake Havasu City. (% excellent or good)



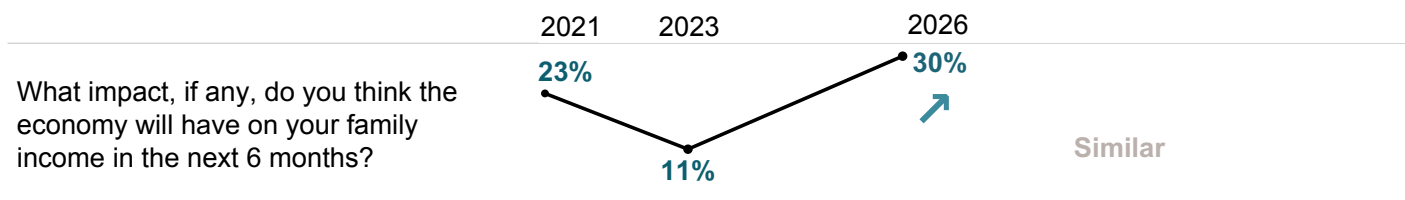
Please rate the quality of each of the following services in Lake Havasu City. (% excellent or good)



**Please rate each of the following in the Lake Havasu City community.
(% excellent or good)**



**What impact, if any, do you think the economy will have on your family income in the next 6 months? Do you think the impact will be:
(% very or somewhat positive)**

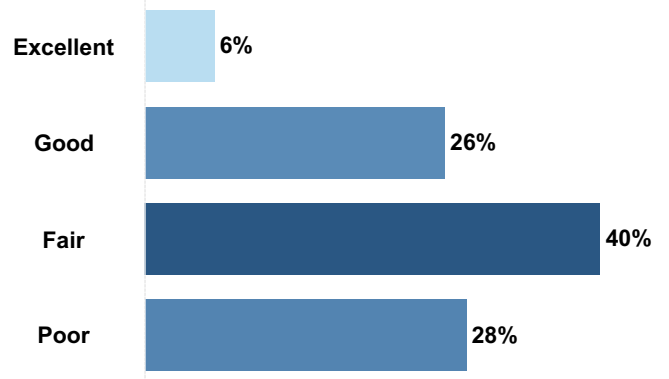


11. Comparison to the national benchmark is shown. If no comparison is available, this is left blank.

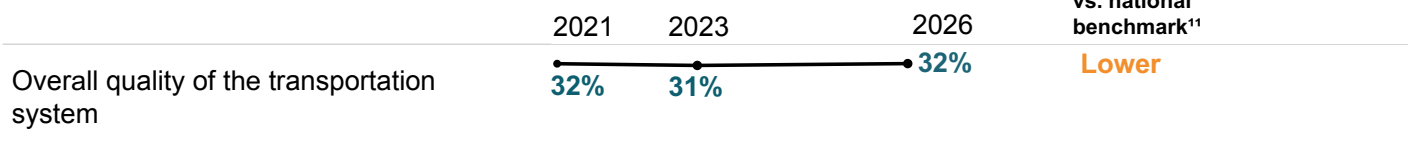
Overall quality of the transportation system in Lake Havasu City, 2025

Mobility

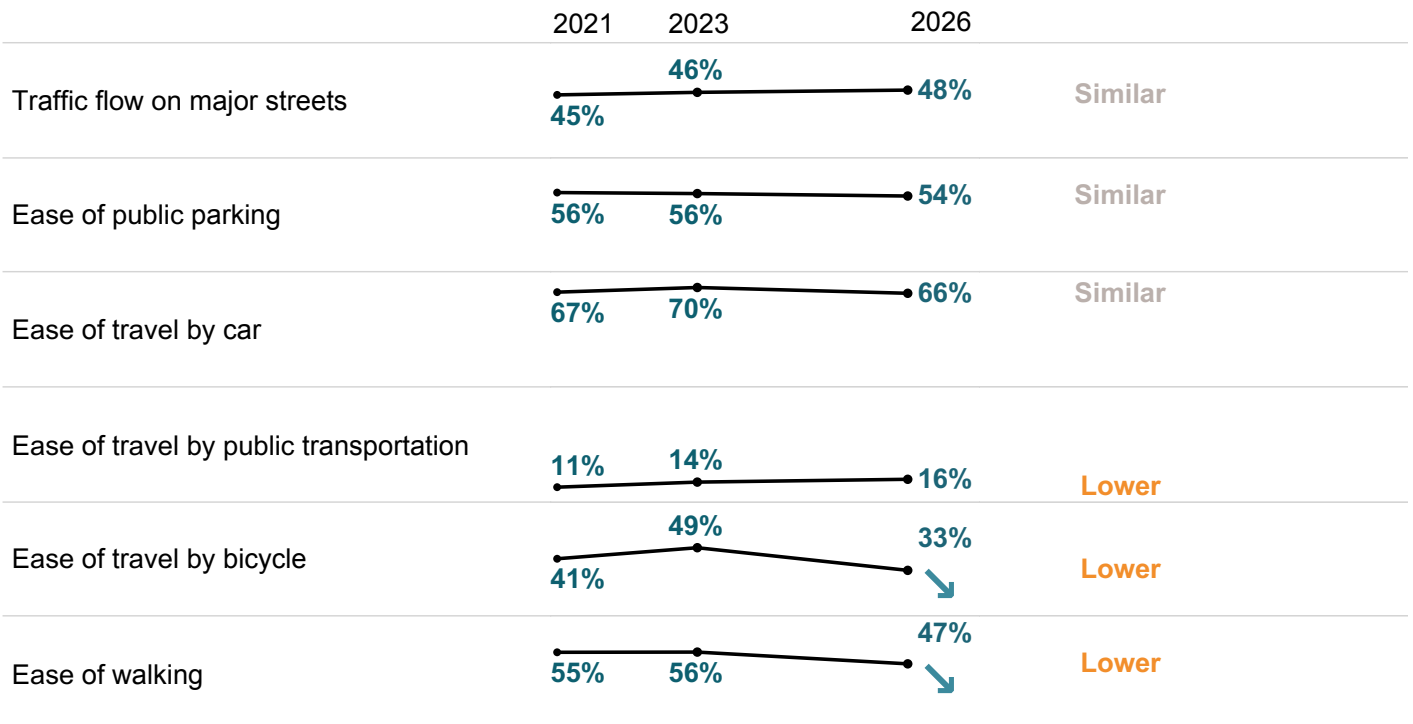
The ability of residents to move about their community with ease plays an important role in the overall quality of life for everyone who lives, works, and spends time there.



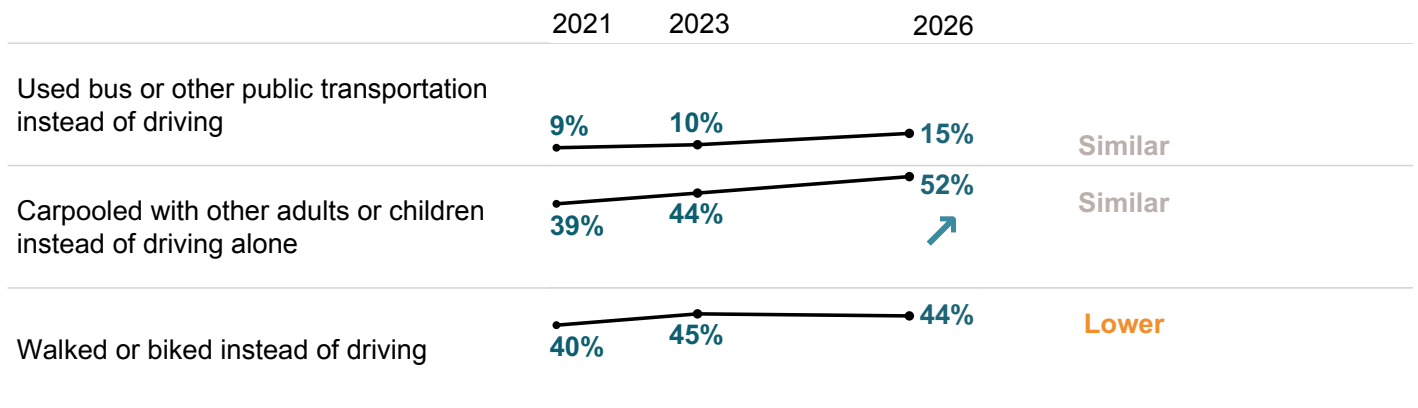
Please rate each of the following characteristics as they relate to Lake Havasu City as a whole. (% excellent or good)



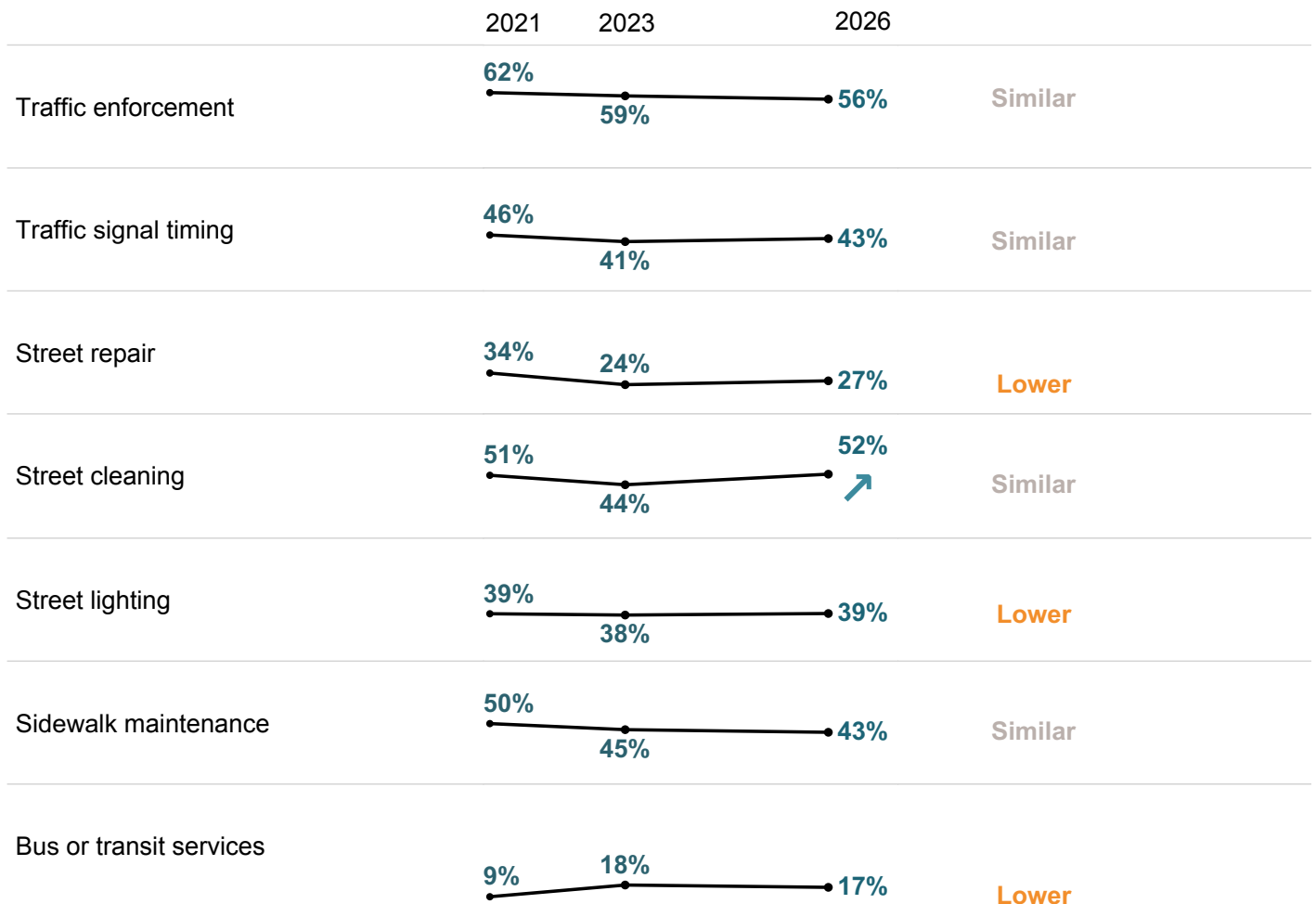
Please also rate each of the following in the Lake Havasu City community. (% excellent or good)



Please indicate whether or not you have done each of the following in the last 12 months.
 (% yes)



Please rate the quality of each of the following services in Lake Havasu City.
 (% excellent or good)

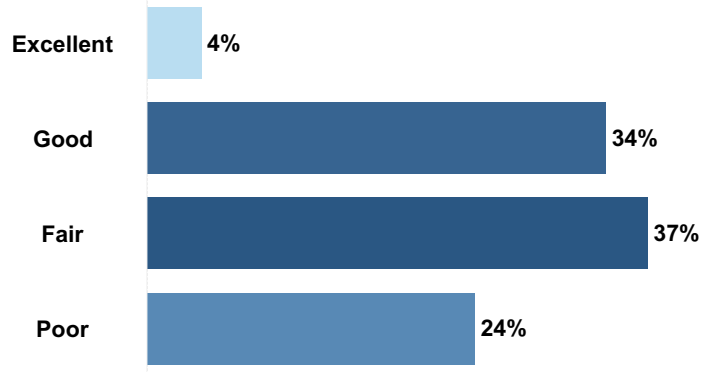


11. Comparison to the national benchmark is shown. If no comparison is available, this is left blank.

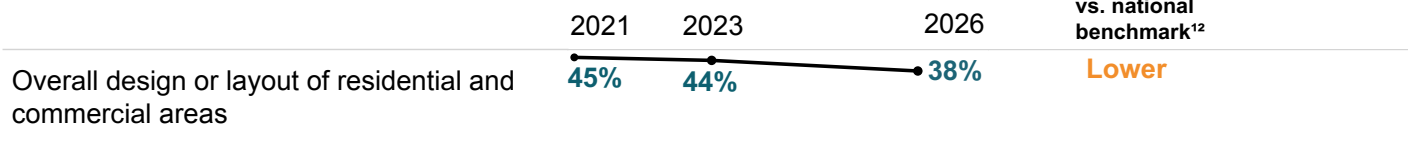
Overall design or layout of Lake Havasu City's residential and commercial areas, 2025

Community Design

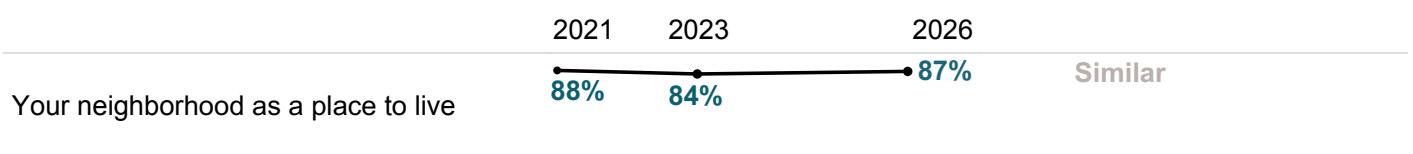
A well-designed community enhances the quality of life for its residents by encouraging smart land use and zoning, ensuring that affordable housing is accessible to all, and supporting development that suits residents' needs.



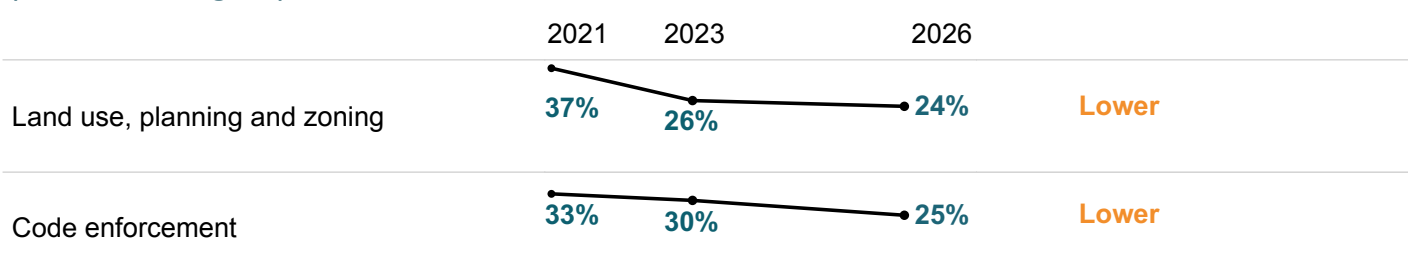
Please rate each of the following characteristics as they relate to Lake Havasu City as a whole. (% excellent or good)



Please rate each of the following aspects of quality of life in Lake Havasu City. (% excellent or good)



Please rate the quality of each of the following services in Lake Havasu City. (% excellent or good)



**Please also rate each of the following in the Lake Havasu City community.
(% excellent or good)**

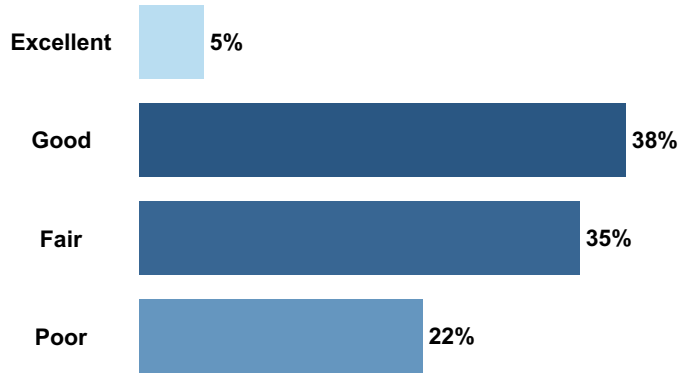


12. Comparison to the national benchmark is shown. If no comparison is available, this is left blank.

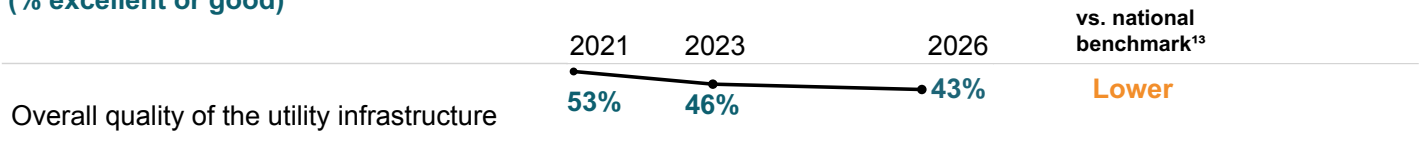
Overall quality of the utility infrastructure in Lake Havasu City, 2025

Utilities

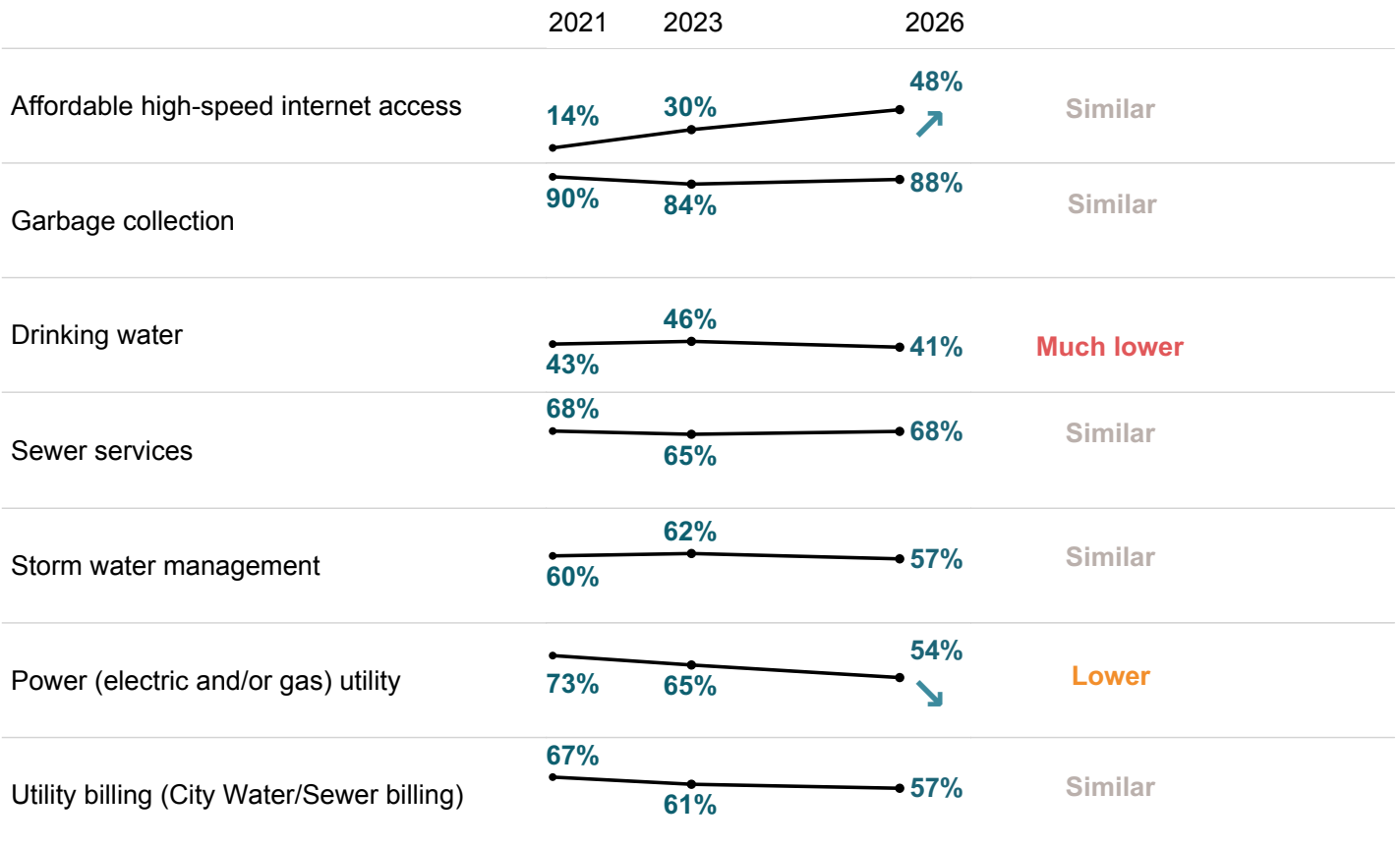
Access to essential services like water, gas, electricity, and internet is crucial for safeguarding the physical health, economic stability, and overall well-being of the communities they support.



Please rate each of the following characteristics as they relate to Lake Havasu City as a whole. (% excellent or good)



Please rate the quality of each of the following services in Lake Havasu City. (% excellent or good)

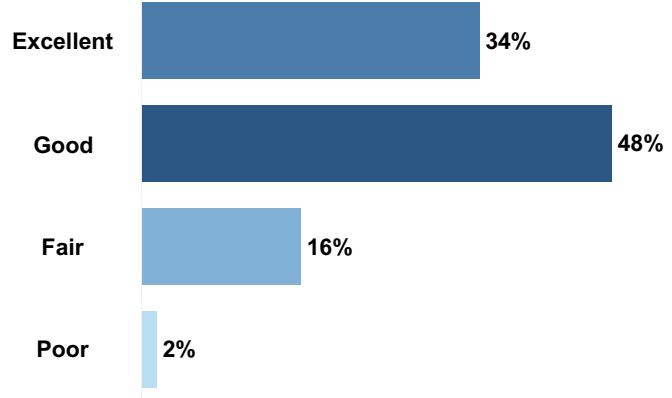


13. Comparison to the national benchmark is shown. If no comparison is available, this is left blank.

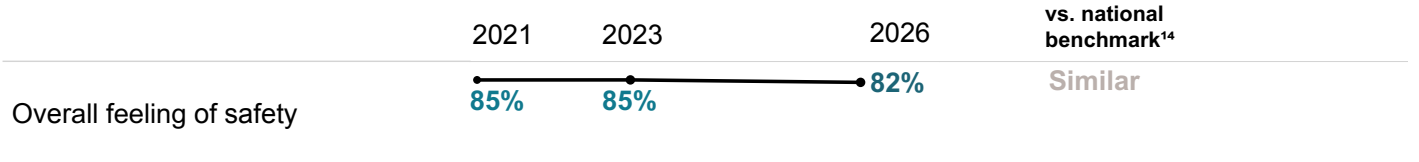
Overall feeling of safety in Lake Havasu City, 2025

Safety

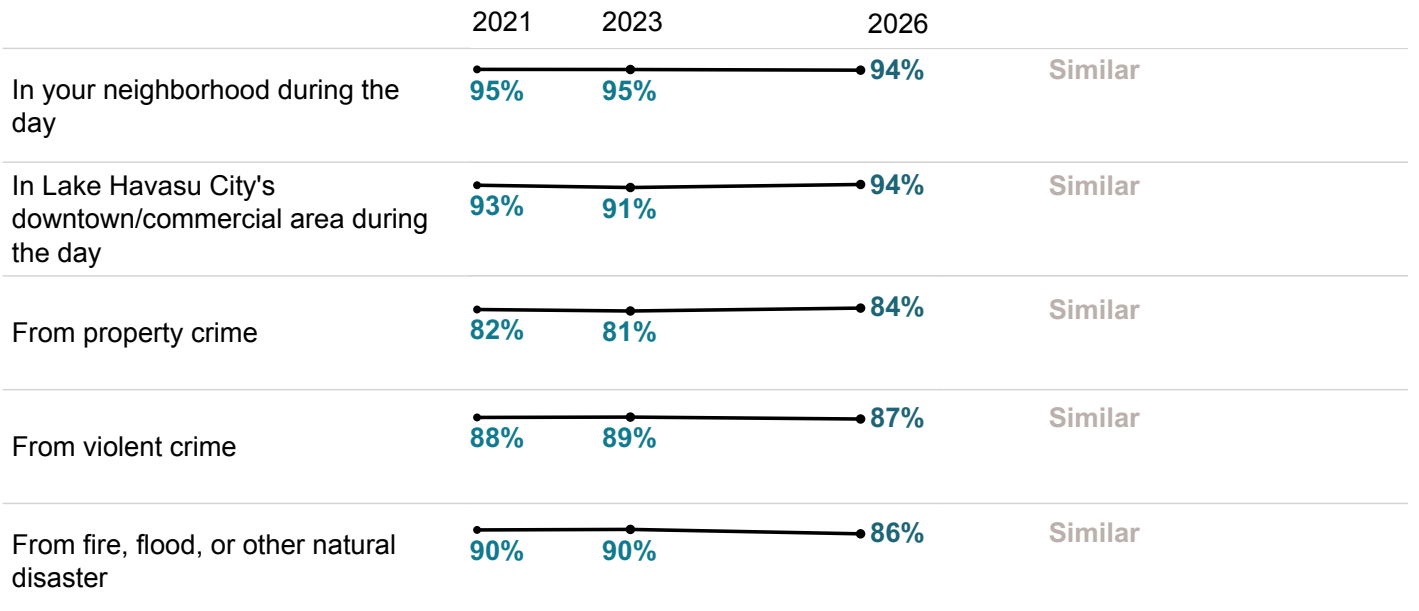
Public safety is one of the most important responsibilities of local governments, as every resident deserves to feel safe and secure both in their neighborhoods and across the wider community. The provision of strong, reliable safety services is essential to ensuring a high quality of life.



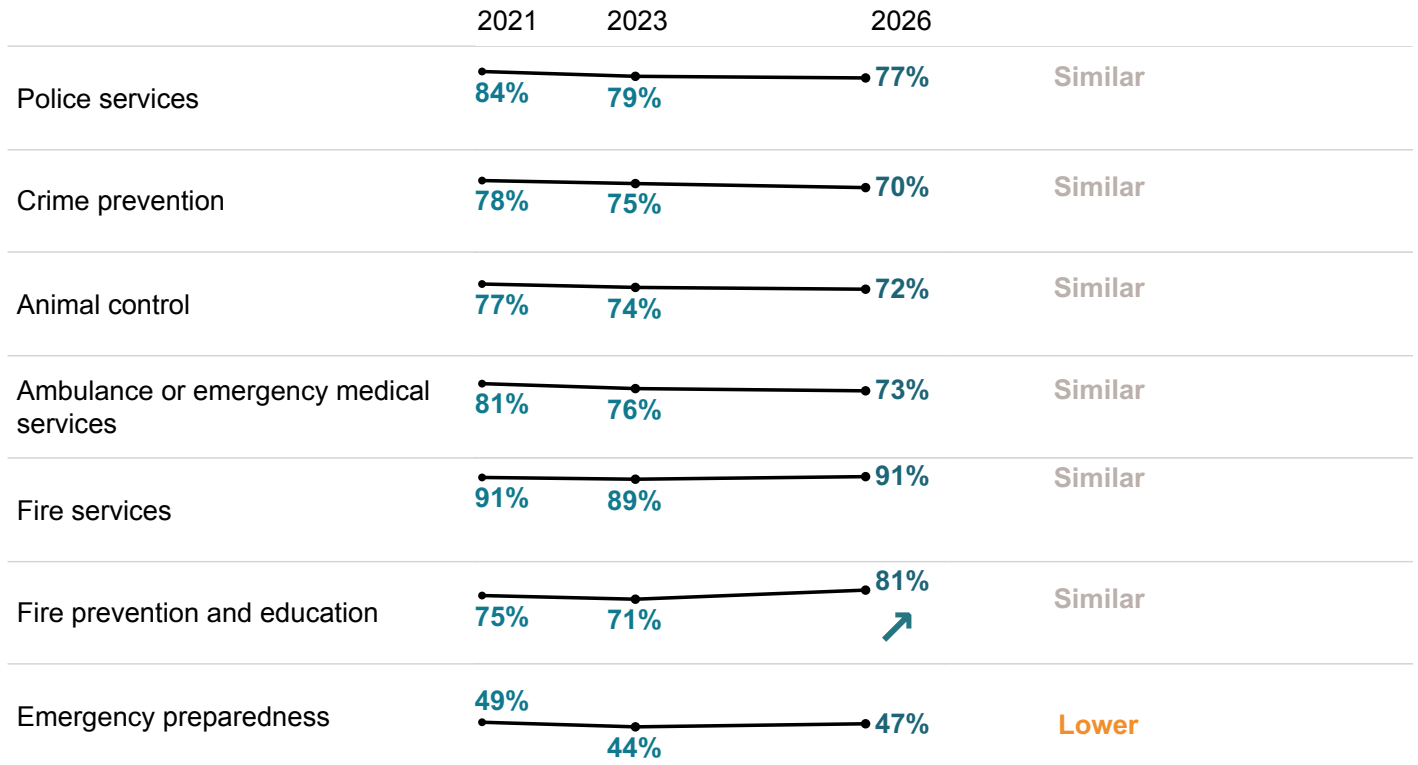
Please rate each of the following characteristics as they relate to Lake Havasu City as a whole. (% excellent or good)



Please rate how safe or unsafe you feel: (% very or somewhat safe)



**Please rate the quality of each of the following services in Lake Havasu City.
(% excellent or good)**

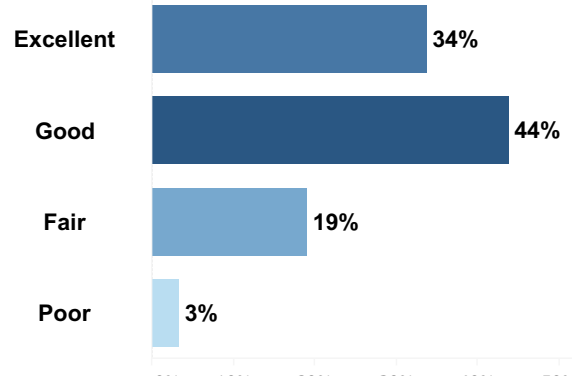


14. Comparison to the national benchmark is shown. If no comparison is available, this is left blank.

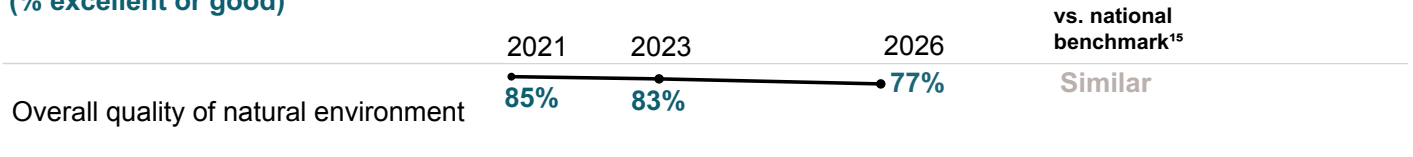
Natural Environment

The natural spaces in which residents live and experience their communities has a direct and profound effect on quality of life. The natural environment plays a vital role in the health and well-being of residents.

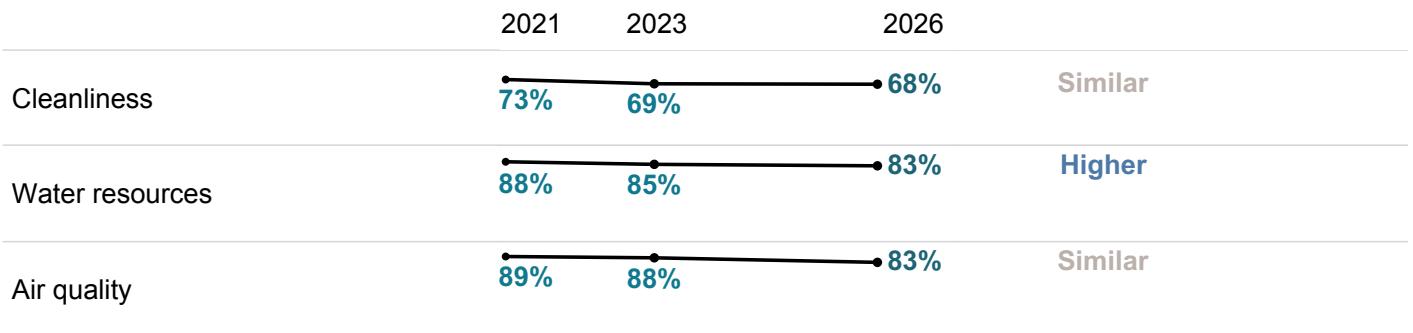
Overall quality of natural environment in Lake Havasu City, 2024



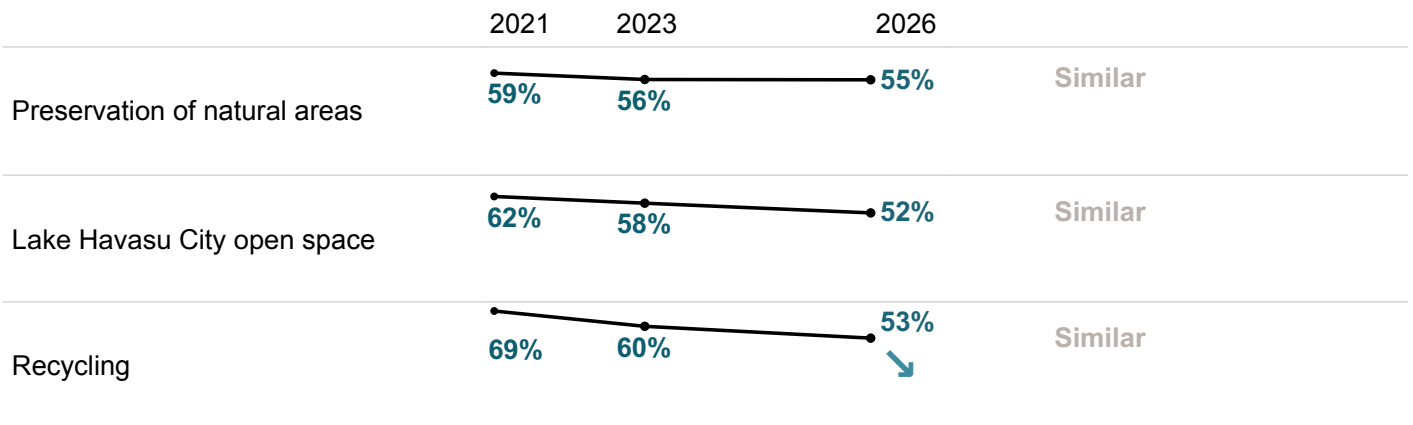
Please rate each of the following characteristics as they relate to Lake Havasu City as a whole. (% excellent or good)



Please also rate each of the following in the Lake Havasu City community. (% excellent or good)



Please rate the quality of each of the following services in Lake Havasu City. (% excellent or good)



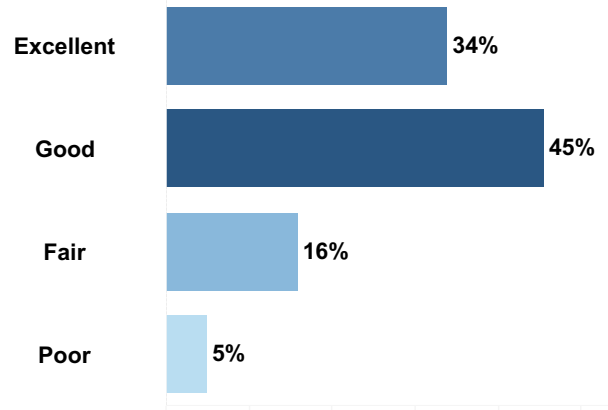
15. Comparison to the national benchmark is shown. If no comparison is available, this is left blank.

Parks and Recreation

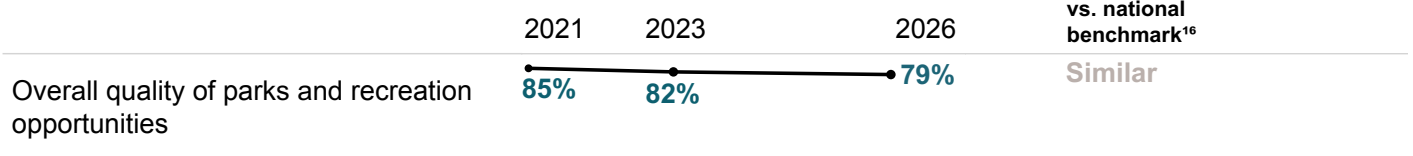
"There are no communities that pride themselves on their quality of life, promote themselves as a desirable location for businesses to relocate, or maintain that they are environmental stewards of their natural resources, without such communities having a robust, active system of parks and recreation programs for public use and enjoyment."

- National Recreation and Park Association

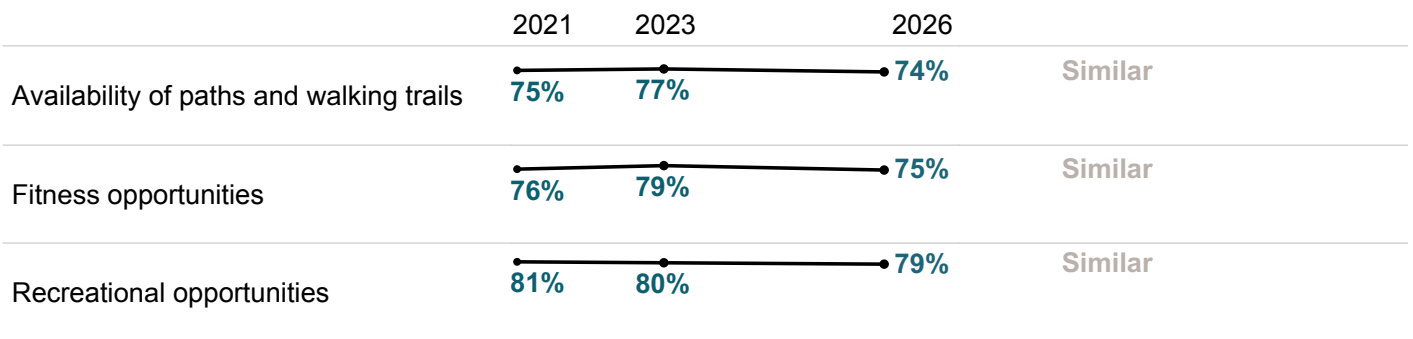
Overall quality of parks and recreation opportunities, 2025



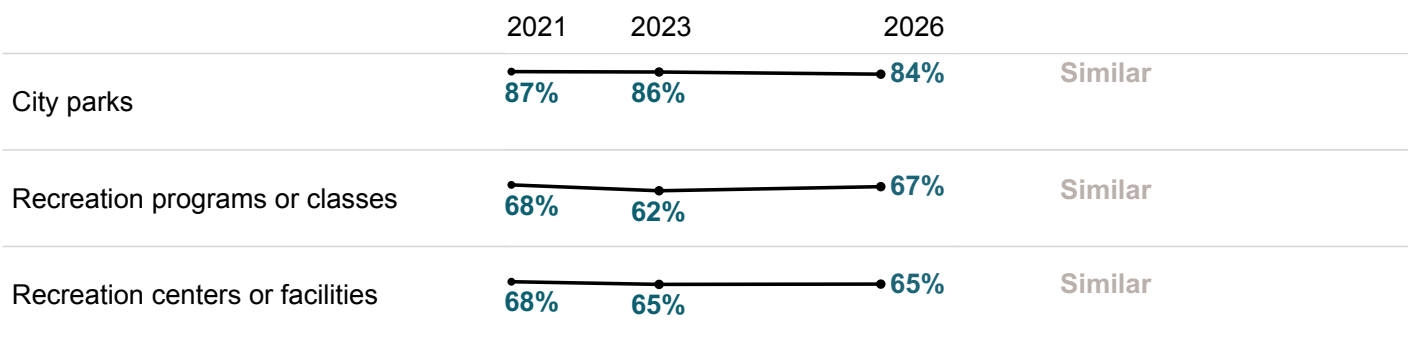
Please rate each of the following characteristics as they relate to Lake Havasu City as a whole. (% excellent or good)



Please also rate each of the following in the Lake Havasu City community. (% excellent or good)



Please rate the quality of each of the following services in Lake Havasu City. (% excellent or good)

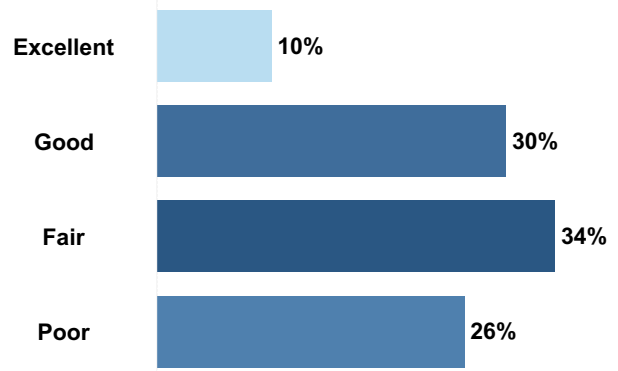


¹⁶ Comparison to the national benchmark is shown. If no comparison is available, this is left blank.

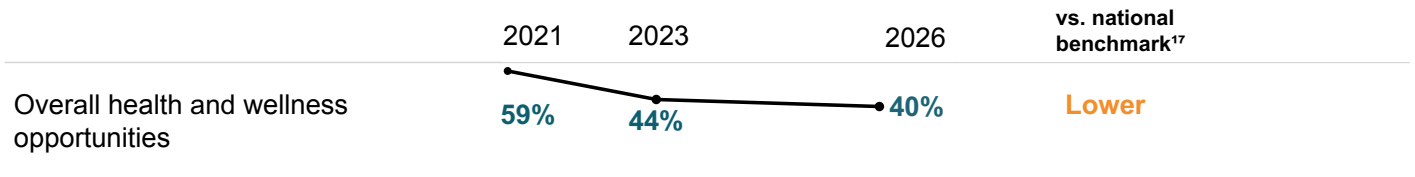
Overall health and wellness opportunities in Lake Havasu City, 2025

Health and Wellness

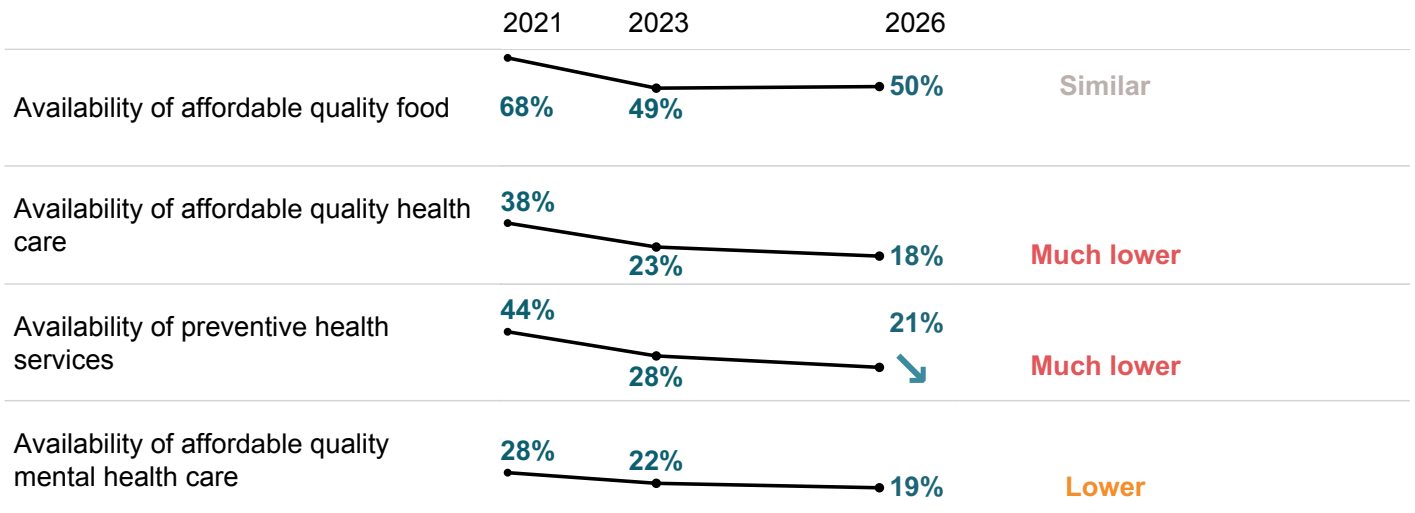
The features and amenities of a community directly influence residents' health and well-being, shaping their overall quality of life.



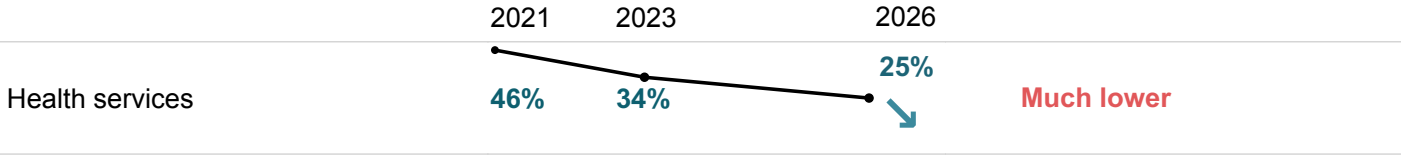
Please rate each of the following characteristics as they relate to Lake Havasu City as a whole. (% excellent or good)



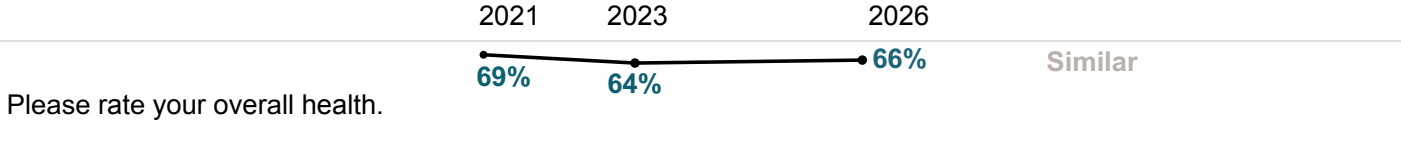
Please also rate each of the following in the Lake Havasu City community. (% excellent or good)



Please rate the quality of each of the following services in Lake Havasu City.
 (% excellent or good)



Please rate your overall health.
 (% excellent or very good)

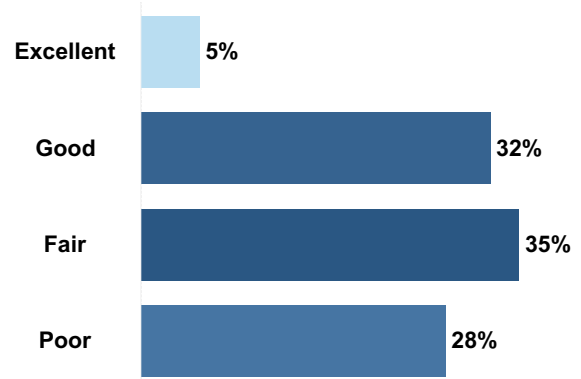


17. Comparison to the national benchmark is shown. If no comparison is available, this is left blank.

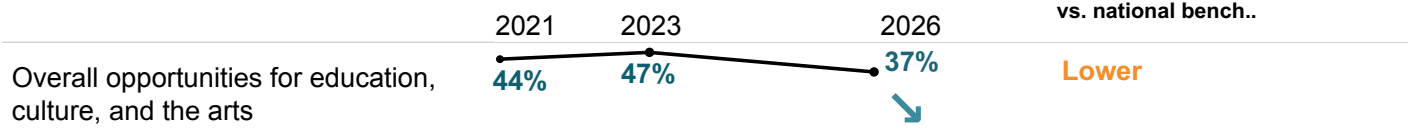
Education, Arts, and Culture

Participation in the arts, in educational opportunities, and in cultural activities is linked to increased civic engagement, greater social tolerance, and enhanced enjoyment of the local community.

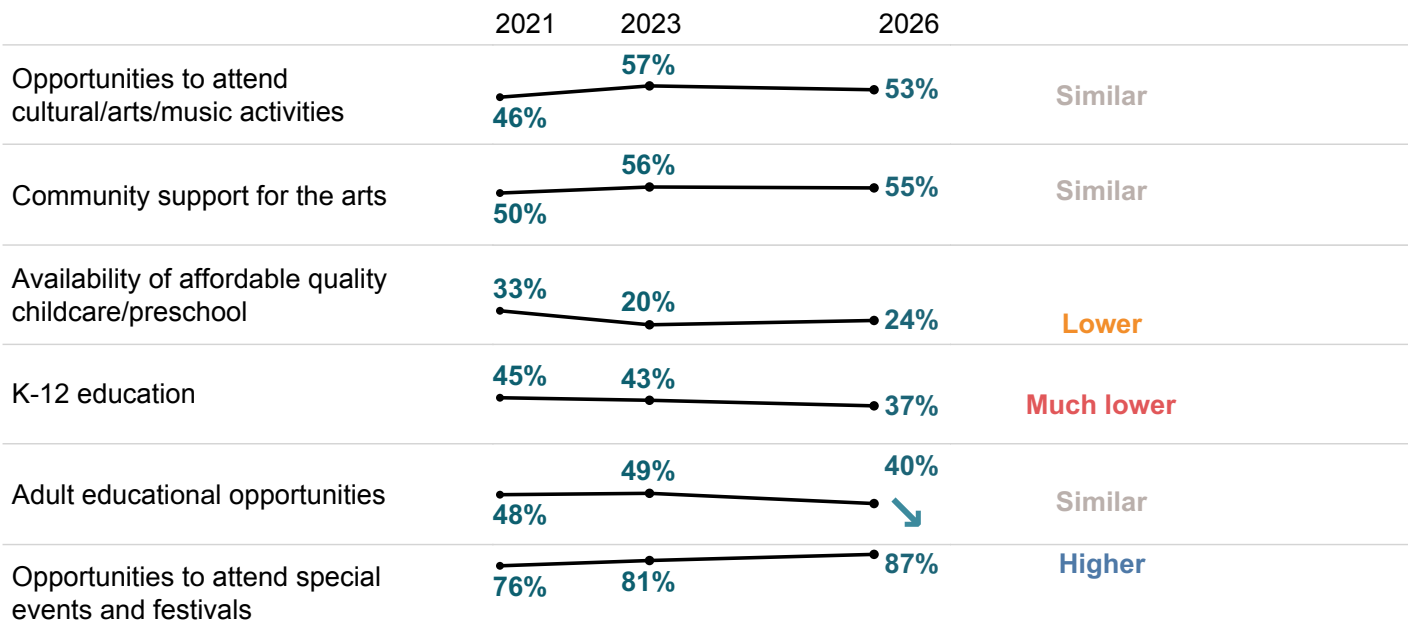
Overall opportunities for education, culture and the arts, 2025



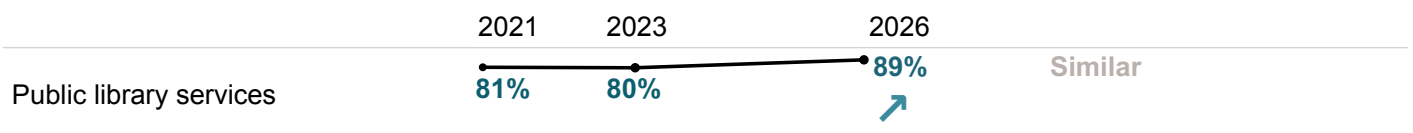
Please rate each of the following characteristics as they relate to Lake Havasu City as a whole. (% excellent or good)



Please also rate each of the following in the Lake Havasu City community. (% excellent or good)



Please rate the quality of each of the following services in Lake Havasu City. (% excellent or good)

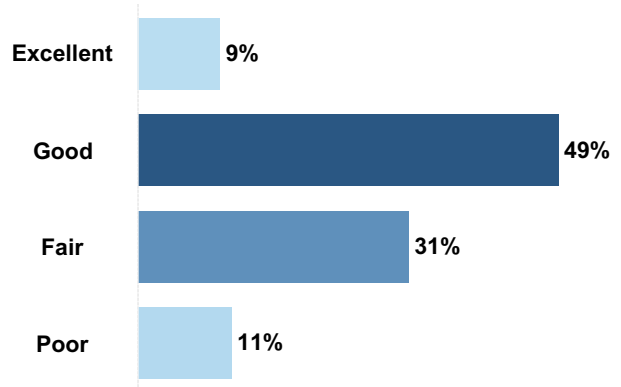


18. Comparison to the national benchmark is shown. If no comparison is available, this is left blank.

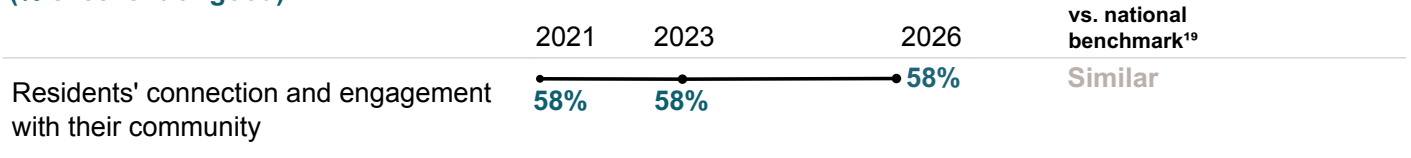
Community Connection

Community connection reflects residents' sense of belonging. When residents feel welcomed and encouraged to participate, they are more likely to feel engaged and connected to their community.

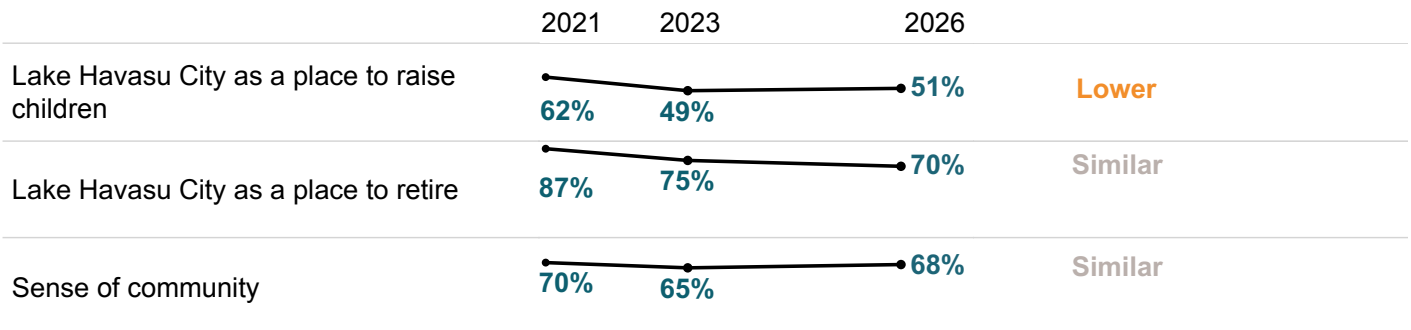
Residents' connection and engagement with their community, 2025



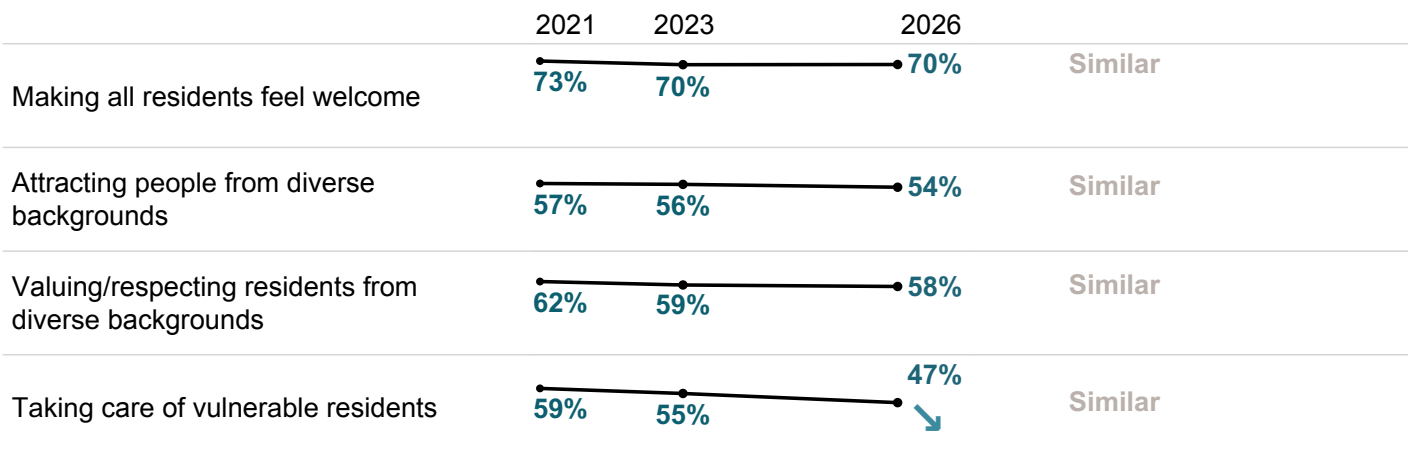
Please rate each of the following characteristics as they relate to Lake Havasu City as a whole. (% excellent or good)



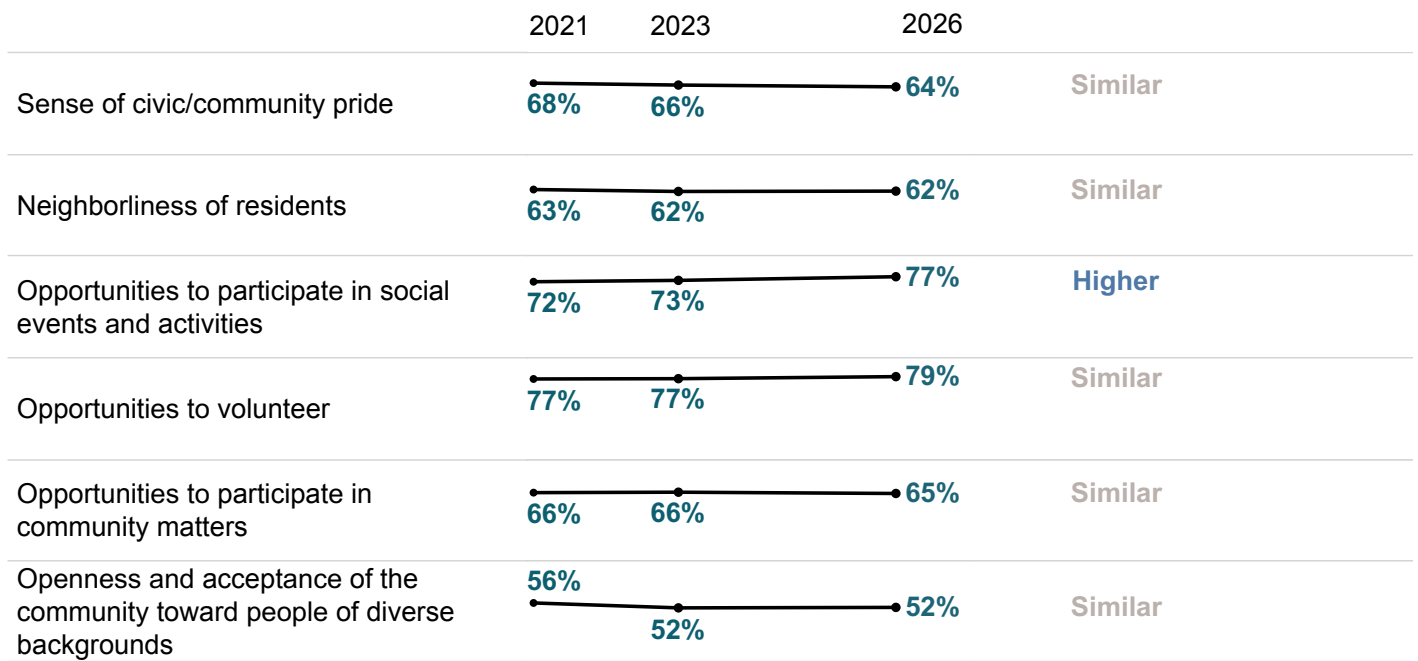
Please rate each of the following aspects of quality of life in Lake Havasu City. (% excellent or good)



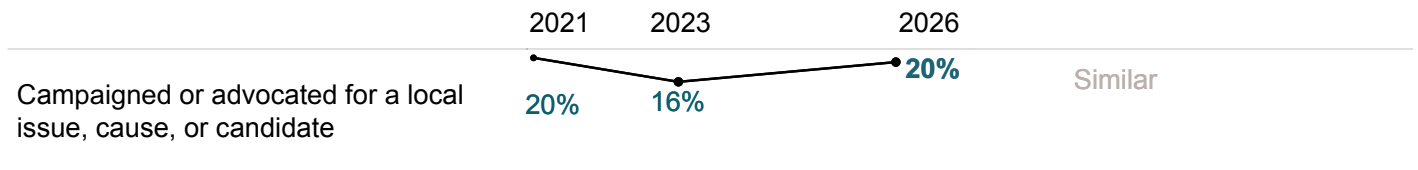
Please rate the job you feel the Lake Havasu City community does at each of the following. (% excellent or good)



**Please also rate each of the following in the Lake Havasu City community.
(% excellent or good)**




























**Please indicate whether or not you have done each of the following in the last 12 months.
(% yes)**



19. Comparison to the national benchmark is shown. If no comparison is available, this is left blank.

Custom Questions

Below are the complete set of responses to each custom question on the survey. By default, "don't know" responses are excluded.

		Include "don't know"		
		No		
Do you think Lake Havasu City should limit the percentage of a home's front yard that can be used for parking operable (roadworthy) vehicles?	Yes, there should be a limit		53%	
	No, there should not be a limit		31%	
	Not sure/No opinion		16%	
If you answered "Yes," what maximum percentage of the front yard do you think should be allowed for parking operable (roadworthy) vehicles?	25%		58%	
	50%		24%	
	75%		3%	
	Other		16%	
The unfinished "Welcome to Havasu" arch project started by a non-profit group leaves two existing pillars in the downtown at the intersection of Smoketree Avenue and McCulloch Boulevard. To what extent do you agree or disagree that Lake Havasu City should collaborate with the downtown businesses to complete the the arch project using the existing pillars?	Strongly agree		37%	
	Somewhat agree		24%	
	Neither agree nor disagree		27%	
	Somewhat disagree		5%	
	Strongly disagree		7%	
The City is considering purchasing shoreline and island properties from the State to secure public access and conservation of these lands. This purchase could be funded through a municipal bond measure. How much funding, if any, would you support for this purpose?	Up to \$5 million		7%	
	\$5 million to \$15 million		14%	
	\$15 million to \$30 million		7%	
	I do not support using city funds for this purpose		20%	
	Unsure / Need more information		52%	
Please indicate to what extent you agree or disagree with the following statements.	The community would benefit from a new Community Center	Strongly agree		19%
		Somewhat agree		53%
		Somewhat disagree		21%
		Strongly disagree		7%
	There is a need for a commercial air service out at the municipal airport	Strongly agree		55%
		Somewhat agree		29%
		Somewhat disagree		7%
		Strongly disagree		9%

Lake Havasu City 2026 Community Survey

Please complete this survey if you are an adult (age 18 or older). Your responses are confidential and no identifying information will be shared.

1. Please rate each of the following aspects of quality of life in Lake Havasu City.

	<u>Excellent</u>	<u>Good</u>	<u>Fair</u>	<u>Poor</u>	<u>Don't know</u>
Lake Havasu City as a place to live.....	1	2	3	4	5
Your neighborhood as a place to live.....	1	2	3	4	5
Lake Havasu City as a place to raise children.....	1	2	3	4	5
Lake Havasu City as a place to work.....	1	2	3	4	5
Lake Havasu City as a place to visit.....	1	2	3	4	5
Lake Havasu City as a place to retire.....	1	2	3	4	5
The overall quality of life in Lake Havasu City.....	1	2	3	4	5
Sense of community.....	1	2	3	4	5

2. Please rate each of the following characteristics as they relate to Lake Havasu City as a whole.

	<u>Excellent</u>	<u>Good</u>	<u>Fair</u>	<u>Poor</u>	<u>Don't know</u>
Overall economic health of Lake Havasu City.....	1	2	3	4	5
Overall quality of the transportation system (auto, bicycle, foot, bus) in Lake Havasu City.....	1	2	3	4	5
Overall design or layout of Lake Havasu City's residential and commercial areas (e.g., homes, buildings, streets, parks, etc.).....	1	2	3	4	5
Overall quality of the utility infrastructure in Lake Havasu City (water, sewer, storm water, electric/gas, broadband).....	1	2	3	4	5
Overall feeling of safety in Lake Havasu City.....	1	2	3	4	5
Overall quality of natural environment in Lake Havasu City.....	1	2	3	4	5
Overall quality of parks and recreation opportunities.....	1	2	3	4	5
Overall health and wellness opportunities in Lake Havasu City.....	1	2	3	4	5
Overall opportunities for education, culture, and the arts.....	1	2	3	4	5
Residents' connection and engagement with their community.....	1	2	3	4	5

3. Please indicate how likely or unlikely you are to do each of the following.

	<u>Very likely</u>	<u>Somewhat likely</u>	<u>Somewhat unlikely</u>	<u>Very unlikely</u>	<u>Don't know</u>
Recommend living in Lake Havasu City to someone who asks.....	1	2	3	4	5
Remain in Lake Havasu City for the next five years.....	1	2	3	4	5

4. Please rate how safe or unsafe you feel:

	<u>Very safe</u>	<u>Somewhat safe</u>	<u>Neither safe nor unsafe</u>	<u>Somewhat unsafe</u>	<u>Very unsafe</u>	<u>Don't know</u>
In your neighborhood during the day.....	1	2	3	4	5	6
In Lake Havasu City's downtown/commercial area during the day.....	1	2	3	4	5	6
From property crime.....	1	2	3	4	5	6
From violent crime.....	1	2	3	4	5	6
From fire, flood, or other natural disaster.....	1	2	3	4	5	6

5. Please rate the job you feel the Lake Havasu City community does at each of the following.

	<u>Excellent</u>	<u>Good</u>	<u>Fair</u>	<u>Poor</u>	<u>Don't know</u>
Making all residents feel welcome.....	1	2	3	4	5
Attracting people from diverse backgrounds.....	1	2	3	4	5
Valuing/respecting residents from diverse backgrounds.....	1	2	3	4	5
Taking care of vulnerable residents (elderly, disabled, homeless, etc.).....	1	2	3	4	5

6. Please rate each of the following in the Lake Havasu City community.

	<u>Excellent</u>	<u>Good</u>	<u>Fair</u>	<u>Poor</u>	<u>Don't know</u>
Overall quality of business and service establishments in Lake Havasu City.....	1	2	3	4	5
Variety of business and service establishments in Lake Havasu City.....	1	2	3	4	5
Vibrancy of downtown/commercial area.....	1	2	3	4	5
Employment opportunities.....	1	2	3	4	5
Shopping opportunities.....	1	2	3	4	5
Cost of living in Lake Havasu City.....	1	2	3	4	5
Overall image or reputation of Lake Havasu City.....	1	2	3	4	5

7. Please also rate each of the following in the Lake Havasu City community.

	<u>Excellent</u>	<u>Good</u>	<u>Fair</u>	<u>Poor</u>	<u>Don't know</u>
Traffic flow on major streets	1	2	3	4	5
Ease of public parking	1	2	3	4	5
Ease of travel by car in Lake Havasu City.....	1	2	3	4	5
Ease of travel by public transportation in Lake Havasu City.....	1	2	3	4	5
Ease of travel by bicycle in Lake Havasu City.....	1	2	3	4	5
Ease of walking in Lake Havasu City	1	2	3	4	5
Well-planned residential growth.....	1	2	3	4	5
Well-planned commercial growth.....	1	2	3	4	5
Well-designed neighborhoods.....	1	2	3	4	5
Preservation of the historical or cultural character of the community	1	2	3	4	5
Public places where people want to spend time.....	1	2	3	4	5
Variety of housing options.....	1	2	3	4	5
Availability of affordable quality housing.....	1	2	3	4	5
Overall quality of new development in Lake Havasu City	1	2	3	4	5
Overall appearance of Lake Havasu City	1	2	3	4	5
Cleanliness of Lake Havasu City	1	2	3	4	5
Water resources (beaches, lakes, ponds, riverways, etc.)	1	2	3	4	5
Air quality	1	2	3	4	5
Availability of paths and walking trails.....	1	2	3	4	5
Fitness opportunities (including exercise classes and paths or trails, etc.)....	1	2	3	4	5
Recreational opportunities	1	2	3	4	5
Availability of affordable quality food	1	2	3	4	5
Availability of affordable quality health care	1	2	3	4	5
Availability of preventive health services.....	1	2	3	4	5
Availability of affordable quality mental health care.....	1	2	3	4	5
Opportunities to attend cultural/arts/music activities	1	2	3	4	5
Community support for the arts	1	2	3	4	5
Availability of affordable quality childcare/preschool	1	2	3	4	5
K-12 education.....	1	2	3	4	5
Adult educational opportunities	1	2	3	4	5
Sense of civic/community pride	1	2	3	4	5
Neighborliness of residents in Lake Havasu City.....	1	2	3	4	5
Opportunities to participate in social events and activities.....	1	2	3	4	5
Opportunities to attend special events and festivals	1	2	3	4	5
Opportunities to volunteer.....	1	2	3	4	5
Opportunities to participate in community matters.....	1	2	3	4	5
Openness and acceptance of the community toward people of diverse backgrounds.....	1	2	3	4	5

8. Please indicate whether or not you have done each of the following in the last 12 months.

	<u>No</u>	<u>Yes</u>
Contacted Lake Havasu City (in-person, phone, email, or web) for help or information	1	2
Contacted Lake Havasu City elected officials (in-person, phone, email, or web) to express your opinion.....	1	2
Attended a local public meeting (of local elected officials like City Council or County Supervisors, advisory boards, town halls, HOA, neighborhood watch, etc.)	1	2
Watched (online or on television) a local public meeting	1	2
Volunteered your time to some group/activity in Lake Havasu City.....	1	2
Campaigned or advocated for a local issue, cause, or candidate	1	2
Voted in your most recent local election.....	1	2
Used bus or other public transportation instead of driving	1	2
Carpooled with other adults or children instead of driving alone.....	1	2
Walked or biked instead of driving.....	1	2

Lake Havasu City 2026 Community Survey

9. Please rate the quality of each of the following services in Lake Havasu City.

	<u>Excellent</u>	<u>Good</u>	<u>Fair</u>	<u>Poor</u>	<u>Don't know</u>
Public information services	1	2	3	4	5
Economic development.....	1	2	3	4	5
Traffic enforcement	1	2	3	4	5
Traffic signal timing.....	1	2	3	4	5
Street repair	1	2	3	4	5
Street cleaning	1	2	3	4	5
Street lighting.....	1	2	3	4	5
Sidewalk maintenance.....	1	2	3	4	5
Bus or transit services	1	2	3	4	5
Land use, planning, and zoning	1	2	3	4	5
Code enforcement (weeds, abandoned buildings, etc.)	1	2	3	4	5
Affordable high-speed internet access.....	1	2	3	4	5
Garbage collection.....	1	2	3	4	5
Drinking water.....	1	2	3	4	5
Sewer services	1	2	3	4	5
Storm water management (storm drainage, dams, levees, etc.)	1	2	3	4	5
Power (electric and/or gas) utility	1	2	3	4	5
Utility billing (City Water/Sewer billing).....	1	2	3	4	5
Police services.....	1	2	3	4	5
Crime prevention.....	1	2	3	4	5
Animal control	1	2	3	4	5
Fire services.....	1	2	3	4	5
Fire prevention and education	1	2	3	4	5
Emergency preparedness (services that prepare the community for natural disasters or other emergency situations)	1	2	3	4	5
Preservation of natural areas (open space, farmlands, and greenbelts).....	1	2	3	4	5
Lake Havasu City open space.....	1	2	3	4	5
Recycling	1	2	3	4	5
Ambulance or emergency medical services.....	1	2	3	4	5
City parks	1	2	3	4	5
Recreation programs or classes.....	1	2	3	4	5
Recreation centers or facilities	1	2	3	4	5
Health services.....	1	2	3	4	5
Public library services	1	2	3	4	5
Overall customer service by Lake Havasu City employees (police, receptionists, planners, etc.)	1	2	3	4	5

10. Please rate the following categories of Lake Havasu City government performance.

	<u>Excellent</u>	<u>Good</u>	<u>Fair</u>	<u>Poor</u>	<u>Don't know</u>
The value of services for the taxes paid to Lake Havasu City.....	1	2	3	4	5
The overall direction that Lake Havasu City is taking.....	1	2	3	4	5
The job Lake Havasu City government does at welcoming resident involvement.....	1	2	3	4	5
Overall confidence in Lake Havasu City government.....	1	2	3	4	5
Generally acting in the best interest of the community.....	1	2	3	4	5
Being honest	1	2	3	4	5
Being open and transparent to the public	1	2	3	4	5
Informing residents about issues facing the community.....	1	2	3	4	5
Treating all residents fairly	1	2	3	4	5
Treating residents with respect.....	1	2	3	4	5

11. Overall, how would you rate the quality of the services provided by each of the following?

	<u>Excellent</u>	<u>Good</u>	<u>Fair</u>	<u>Poor</u>	<u>Don't know</u>
Lake Havasu City.....	1	2	3	4	5
The Federal Government.....	1	2	3	4	5

12. Please rate how important, if at all, you think it is for the Lake Havasu City community to focus on each of the following in the coming two years.

	<u>Essential</u>	<u>Very important</u>	<u>Somewhat important</u>	<u>Not at all important</u>
Overall economic health of Lake Havasu City	1	2	3	4
Overall quality of the transportation system (auto, bicycle, foot, bus) in Lake Havasu City	1	2	3	4
Overall design or layout of Lake Havasu City’s residential and commercial areas (e.g., homes, buildings, streets, parks, etc.)	1	2	3	4
Overall quality of the utility infrastructure in Lake Havasu City (water, sewer, storm water, electric/gas, broadband)	1	2	3	4
Overall feeling of safety in Lake Havasu City.....	1	2	3	4
Overall quality of natural environment in Lake Havasu City	1	2	3	4
Overall quality of parks and recreation opportunities.....	1	2	3	4
Overall health and wellness opportunities in Lake Havasu City.....	1	2	3	4
Overall opportunities for education, culture, and the arts	1	2	3	4
Residents’ connection and engagement with their community	1	2	3	4

13. Do you think Lake Havasu City should limit the percentage of a home’s front yard that can be used for parking operable (roadworthy) vehicles?

- Yes, there should be a limit → *Continue to Q13a*
- No, there should not be a limit → *Skip to Q14*
- Not sure/No opinion → *Skip to Q14*

13a. If you answered “Yes,” what maximum percentage of the front yard do you think should be allowed for parking operable (roadworthy) vehicles?

- 25%
- 50%
- 75%
- Other (Please specify): _____

14. The unfinished “Welcome to Havasu” arch project started by a non-profit group leaves two existing pillars in the downtown at the intersection of Smoketree Avenue and McCulloch Boulevard. To what extent do you agree or disagree that Lake Havasu City should collaborate with the downtown businesses to complete the arch project using the existing pillars?

- Strongly agree
- Somewhat agree
- Neither agree nor disagree
- Somewhat disagree
- Strongly disagree

15. The City is considering purchasing shoreline and island properties from the State to secure public access and conservation of these lands. This purchase could be funded through a municipal bond measure. How much funding, if any, would you support for this purpose?

- Up to \$5 million
- \$5 million to \$15 million
- \$15 million to \$30 million
- I do not support using city funds for this purpose
- Unsure / Need more information

16. Please indicate to what extent you agree or disagree with the following statements.

	<u>Strongly agree</u>	<u>Somewhat agree</u>	<u>Somewhat disagree</u>	<u>Strongly disagree</u>
The community would benefit from a new Community Center	1	2	3	4
There is a need for a commercial air service out at the municipal airport	1	2	3	4

Lake Havasu City 2026 Community Survey

Our last questions are about you and your household.
Again, all of your responses to this survey are confidential and no identifying information will be shared.

D1. In general, how many times do you:

	Several times a day	Once a day	A few times a week	Every few weeks	Less often or never	Don't know
Access the internet from your home using a computer, laptop, or tablet computer	1	2	3	4	5	6
Access the internet from your cell phone	1	2	3	4	5	6
Visit social media sites such as Facebook, X (formerly Twitter), Nextdoor, etc.	1	2	3	4	5	6
Use or check email.....	1	2	3	4	5	6
Share your opinions online	1	2	3	4	5	6
Shop online.....	1	2	3	4	5	6

D2. Please rate your overall health.

- Excellent
 Very good
 Good
 Fair
 Poor

D3. What impact, if any, do you think the economy will have on your family income in the next 6 months?

Do you think the impact will be:

- Very positive
 Somewhat positive
 Neutral
 Somewhat negative
 Very negative

D4. How many years have you lived in Lake Havasu City?

- Less than 2 years
 2-5 years
 6-10 years
 11-20 years
 More than 20 years

D5. Which best describes the building you live in?

- Single-family detached home
 Townhouse or duplex (may share walls but no units above or below you)
 Condominium or apartment (have units above or below you)
 Mobile home
 Other

D6. Do you rent or own your home?

- Rent
 Own

D7. About how much is your monthly housing cost for the place you live (including rent, mortgage payment, property tax, property insurance, and homeowners' association (HOA) fees)?

- Less than \$300 \$2,500 to \$3,999
 \$300 to \$599 \$4,000 to \$6,999
 \$600 to \$999 \$7,000 to \$9,999
 \$1,000 to \$1,499 \$10,000 or more
 \$1,500 to \$2,499

D8. Do any children 17 or under live in your household?

- No Yes

D9. Are you or any other members of your household aged 65 or older?

- No Yes

D10. How much do you anticipate your household's total income before taxes will be for the current year? (Please include in your total income money from all sources for all persons living in your household.)

- Less than \$25,000 \$100,000 to \$149,999
 \$25,000 to \$49,999 \$150,000 to \$199,999
 \$50,000 to \$74,999 \$200,000 to \$299,999
 \$75,000 to \$99,999 \$300,000 or more

D11. Are you of Hispanic, Latino/a/x, or Spanish origin?

- No Yes

D12. What is your race? (Mark one or more races to indicate what race you consider yourself to be.)

- American Indian or Alaskan Native
 Asian
 Black or African American
 Native Hawaiian or Other Pacific Islander
 White
 A race not listed

D13. In which category is your age?

- 18-24 years 55-64 years
 25-34 years 65-74 years
 35-44 years 75 years or older
 45-54 years

D14. What is your gender?

- Woman
 Man

Thank you! Please return the completed survey in the postage-paid envelope to:
National Research Center, Inc., PO Box 14050, Houston, TX 77221-9904