

LAKE HAVASU CITY FIRE DEPARTMENT

ANNUAL REPORT

2009



First due to the London Bridge.

A Message from Chief Mueller



2009 was a year for the history books. With over 31 years in the fire service, I have never seen such hardships being placed on the fire department. As with many fire departments and fire districts across this country, the Lake Havasu City Fire Department suffered budgetary and personnel cuts while at the same time saw an increase in emergency responses.

In April of 2009, the nationwide economic downturn forced the state and the City to cut personnel. Through lay offs and retirements the Fire Department saw 12 full time positions and three part-time positions cut and the budget was reduced by 20% in July of 2009. The loss of these positions and the continued slump in the economy caused reduced staffing levels within all divisions of the Fire Department. However, these reductions and cuts in the budget were not an option. They were, and still are, a reality the department has to work with. We all hope the economy will change for the better so we can get back on track and provide the additional level of service that we once were able to.

Even with the downturn, the loss of personnel, and the increase in call volume, the department pulled together and continued to provide a level of service the community expects. Yes, response times did increase slightly, but the overall performance of the entire department did not waiver. Everyone stepped up to the plate and provided our customers with the best level of service possible. The feedback we receive throughout the year indicates we are providing quality services and our customers are very happy.

I am truly thankful for the team effort and positive attitudes everyone on the department has put forth. I personally want to thank the entire staff, from the newest rookie to the command and support staff at City Hall, on a job well done. They have put others before themselves and never lost focus on the priorities of saving lives and protecting property.

Sincerely,

Dennis L. Mueller
Fire Chief

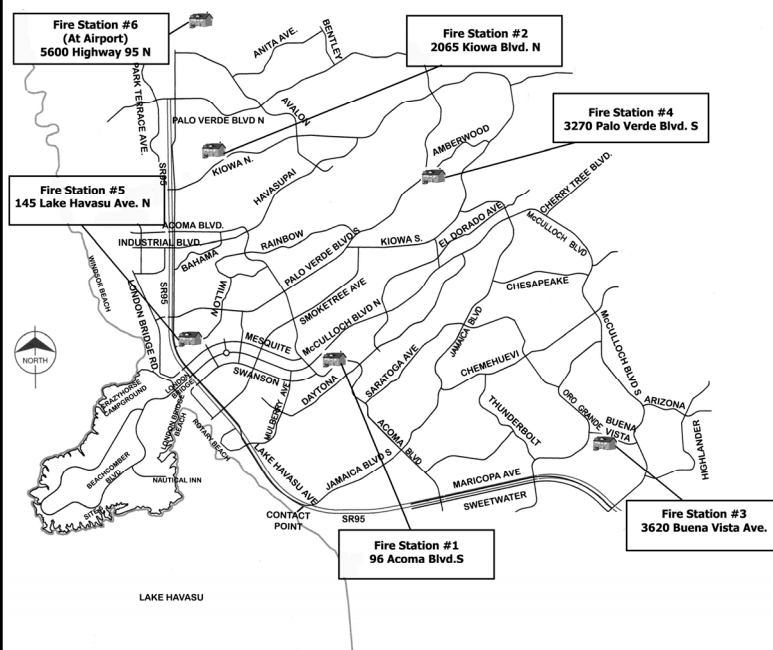
City Information

Land Area:	43.1 square miles total area (43 is land and .1 is water)
Lake Area:	45 miles long
Established:	1964 by Robert P. McCulloch
Incorporated:	1978
Population:	55,429* (AZ Dept of Commerce)

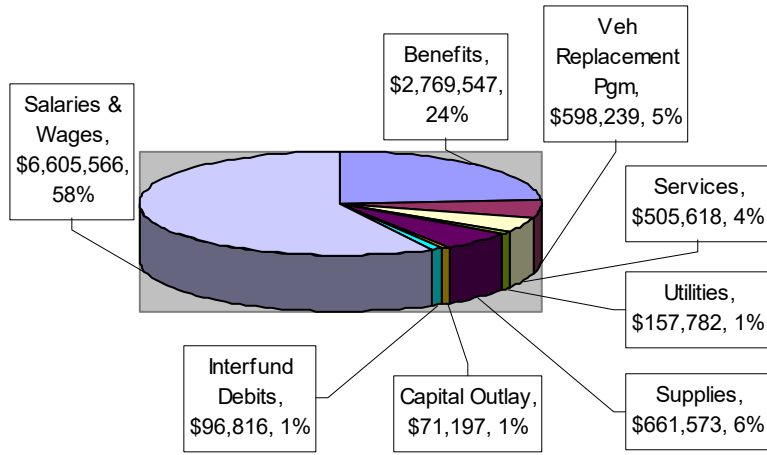
Facilities & Vehicles

Fire Administration—Located in City Hall
6 Fire Stations

5 Front-Line Engines
2 Reserve Engines
1 Front-Line Ladder/Quint
1 Reserve Ladder/Quint
1 Medium Rescue Vehicle
1 Airport Response Firefighting Vehicle
1 Fire Boat
1 Training Engine



08-09 BUDGET BREAKDOWN

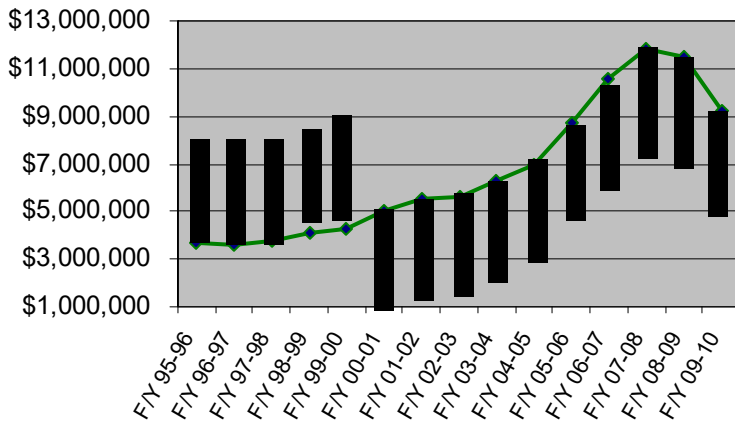


FIRE PREVENTION

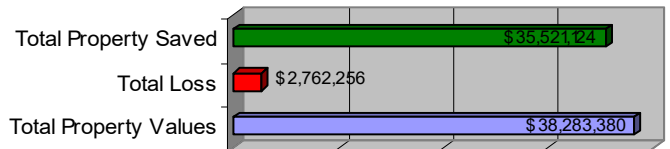
FIRE PREVENTION STATISTICS

ACTIVITY	2008	2009
Plan Reviews	824	393
Total Inspections	5,493	4,914
Violations	2,238	1,842
Pub Ed Classes	893	540
Pub Ed Students	16,739	12,305
Pub Ed Class Revenue	\$11,006	\$4,700
Permits Issued	545	517
Permit Revenue Generated	\$47,144	\$27,893
Pending Investigations	39	30
Closed Investigations	29	26
Arsons	6	8
Arson Arrests	3	3

FIRE DEPARTMENT BUDGET GROWTH

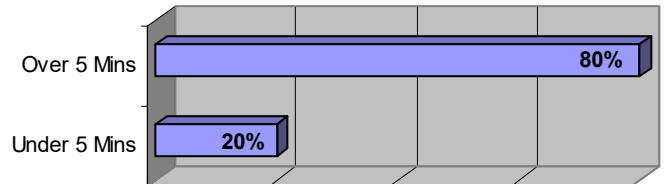


PROPERTY VALUES/LOSS

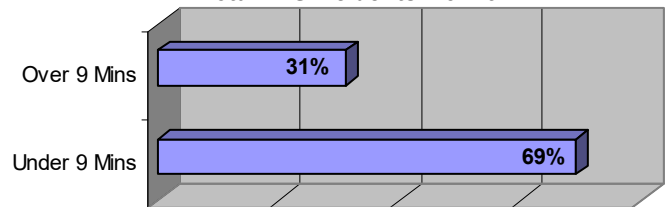


NFPA 1710 EMS STAFFING & EMERGENCY STATS (Emergency Responses Only)

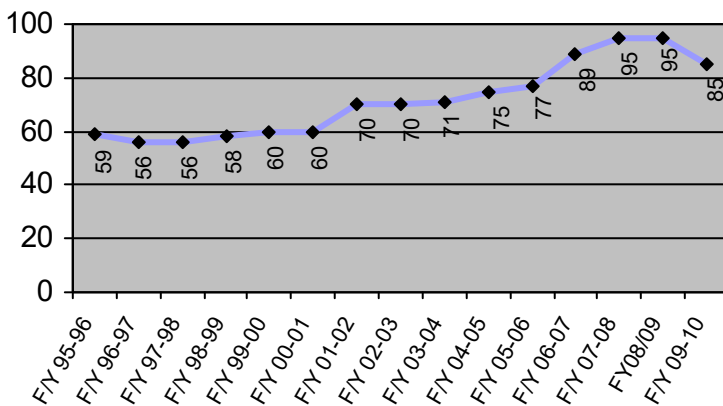
BLS Personnel @ Scene in 5 Mins or Less Total BLS Incidents = 1223



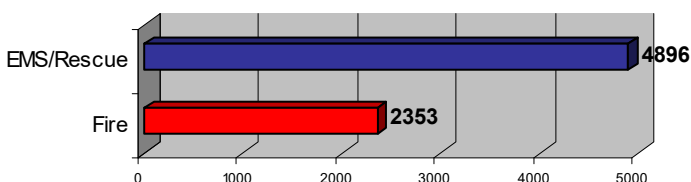
ALS Personnel @ Scene in 9 Mins or Less Total ALS Incidents = 3179



PERSONNEL GROWTH



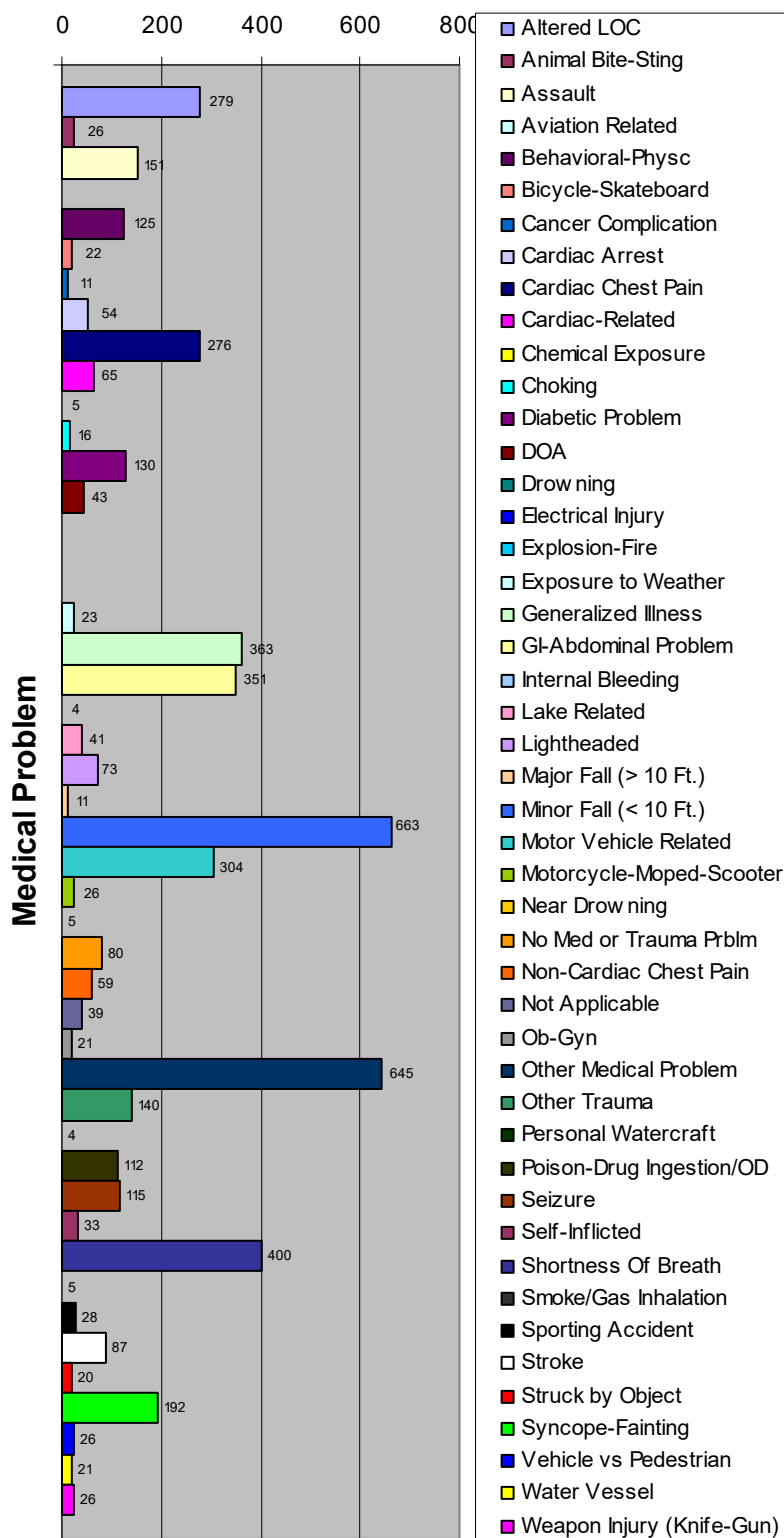
2009 FIRE & MEDICAL CALLS



DAILY STAFFING OF 1ST RUN APPARATUS

Apparatus	Recommended Daily Staffing	Ability to Meet Recommended Daily Staffing
Battalion 1	1	100%
Truck 1	4	100%
Engine 2	4	26%
Engine 3	4	52%
Engine 4	4	18%
Engine 5	4	61%
Engine 6	4	3%
Total Staffing	25	51%

Medical Treatment Summary



Emergency Services

Calls By Type

Type of Call	2008	2009
Fire	165	153
Overpressure/Rupture (No Fire)	8	9
Rescue/EMS	4542	4896
Hazardous Conditions (No Fire)	200	208
Service Calls	553	724
Good Intent Calls	418	385
False Alarms/False Calls	348	346
Severe Weather/Natural Disaster	4	1
Special Incident Types	726	577
Minus Unfounded Incidents	-58	-50
Total Calls	6906	7249

Call Activity By Shift

A-Shift	2327	2381
B-Shift	2223	2438
C-Shift	2339	2407

Miscellaneous Statistics

Avg Calls Per Day	19	20
Avg Response Time on Emerg Calls	0:05:30	0:05:22
Estimated Fire Dollar Loss	\$2,799,694	\$2,762,256
Injuries-Civilian & Fire Svc	7	14
Deaths-Civilian & Fire Svc	1	1
Mutual Aid Given	8	7
Mutual Aid Received	8	6

Fire Causes of Ignition

Fires Out of Jurisdiction	0	2
Act of Nature	6	3
Cause Under Investigation	14	6
Cause Undetermined After Invest.	65	40
Cause, Other	2	0
Failure of equipment or heat source	19	24
Intentional	20	12
Unintentional	39	66
Total	165	153

Mission Statement

The Lake Havasu City Fire Department will protect life, property, and the environment by providing professional, efficient, and cost-effective:

public education, fire prevention and response to fire, medical, and other emergencies.