

# LAKE HAVASU CITY FIRE DEPARTMENT



## 2010 ANNUAL REPORT



hopes of the Fire Department that the City can maintain these positions and keep the staffing levels as designated.

With the grant currently in place and staffing levels remaining steady, the Fire Department received extremely good reports from the community on the level of service we provided in 2010. The positive comments are probably attributed to the professional attitudes each employees has within the department. It is my belief that if a person were to take a hard look at the department, they would see a group of individuals working hard to meet the needs of the community and the citizens they serve.

They would see the Fire Prevention Bureau working extremely hard to maintain the thousands of inspections required each year, conducting fire investigations, assisting with special events, and still getting their day to day reports in. They would see the department's one-and-only Public Education Specialist working hard to teach all the kids within our school systems, from Kindergarten to 8<sup>th</sup> grade, important life saving information, not to mention teaching CPR and OSHA classes to all City employees plus much more.

As for those in Fire Administration, they would see the staff constantly working hard to manage the budget, working with the public and other staff members, answering the phones and addressing a variety of questions from the general public, issuing a variety of permits, reviewing business licenses, tracking and writing various reports, providing statistics and maintaining timekeeping records daily. I think anyone would see that everyone in Prevention and in Administration truly work hard behind the scenes making sure the department's budget, records, reports, information, etc. are maintained at a very professional level.

As for the troops, if someone were to truly observe the troops in the field, they would see a group of well-trained and educated personnel. They would see that in 2010, emergency calls continued to climbing at a rate of about 2% to 3%, yet the troops were able to maintain response times and serve the general public to the best of their abilities. They would also see a team of men and women working hard, in extremely stressful situations, to resolve problems which have become someone else's emergency. I would put their knowledge, skills and abilities up against any other department in the nation. They, along with everyone on the department, are truly dedicated and professional.

I can only hope the economic future will be brighter and the Lake Havasu City Fire Department will continue to be one of the best fire departments in the Country and that everyone goes home safe at the end of the day!!

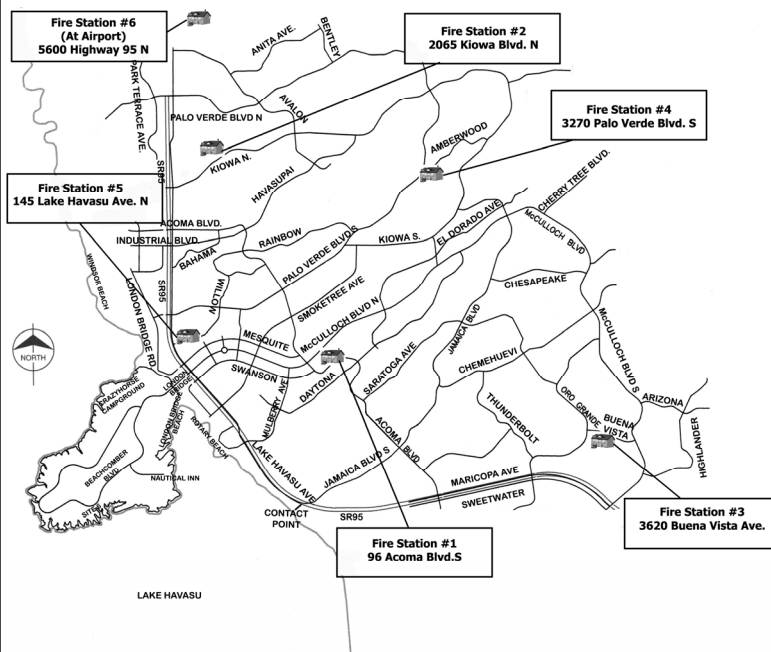
Sincerely,

Dennis L. Mueller  
Fire Chief

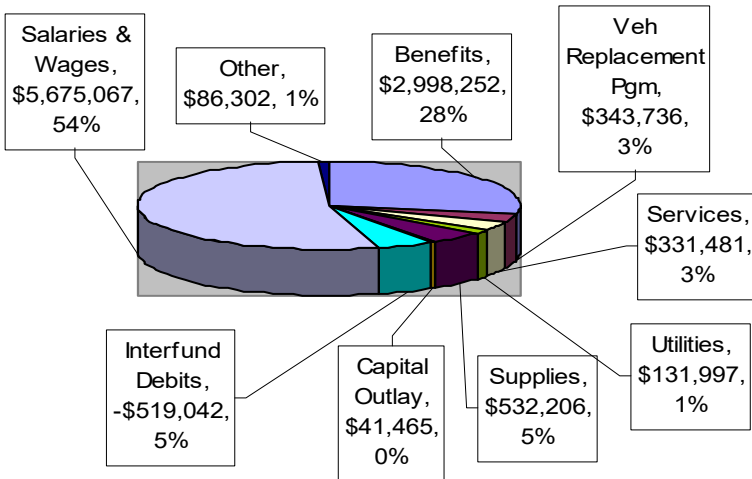
Land Area:	43.1 square miles total area (43 is land and .1 is water)
Lake Area:	45 miles long
Established:	1964 by Robert P. McCulloch
Incorporated:	1978
Population:	52,527 (2010 US Census)

Fire Administration—Located in City Hall  
6 Fire Stations

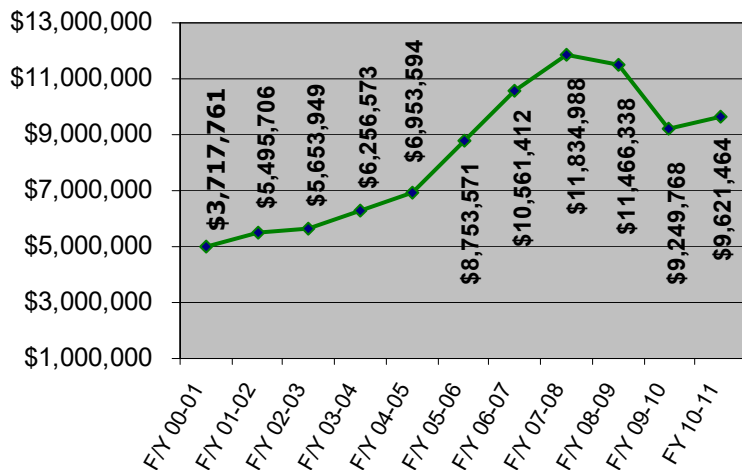
- 5 Front-Line Engines
- 2 Reserve Engines
- 1 Front-Line Ladder/Quint
- 2 Reserve Ladder/Quint
- 1 Medium Rescue Vehicle
- 1 Airport Response Firefighting Vehicle
- 1 Fire Boat
- 1 Training Engine



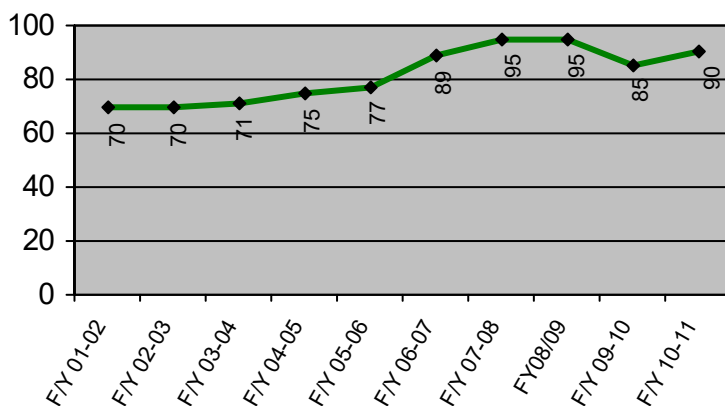
## 10-11 BUDGET BREAKDOWN



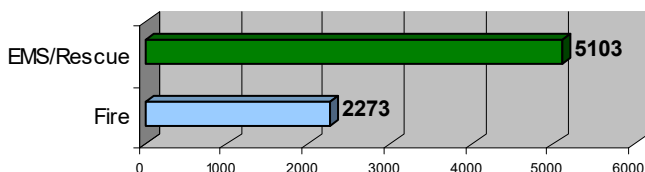
## FIRE DEPARTMENT BUDGET GROWTH



## PERSONNEL GROWTH



## 2010 FIRE & MEDICAL CALLS

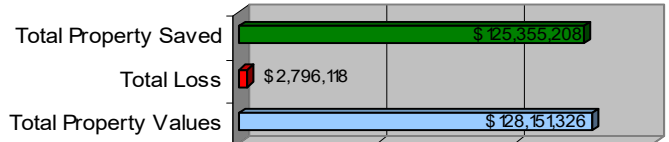


## FIRE PREVENTION

### FIRE PREVENTION STATISTICS

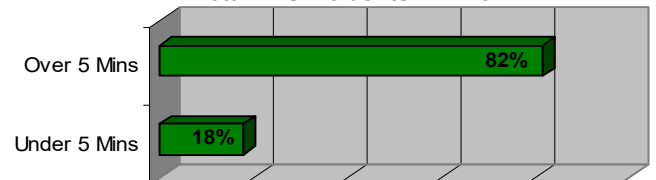
ACTIVITY	2009	2010
Plan Reviews	393	477
Total Inspections	4,914	4,110
Violations	1,842	1,702
Pub Ed Classes	540	531
Pub Ed Students	12,305	11,762
Pub Ed Class Revenue	\$4,700	\$2,460
Permits Issued	517	714
Permit Revenue Generated	\$27,893	\$38,781
Investigations Opened	30	35
Investigations Closed	26	28
Env/Hazmat Invest Opened	New	11
Env/Hazmat Invest Closed	New	11
Arsons	8	4
Arson Arrests	3	2

### 2010 PROPERTY VALUES/LOSS

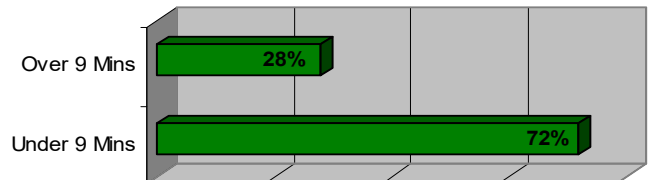


### 2010 NFPA 1710 EMS STAFFING & EMERGENCY STATS (Emergency Responses Only)

#### BLS Personnel @ Scene in 5 Mins or Less Total BLS Incidents = 1143



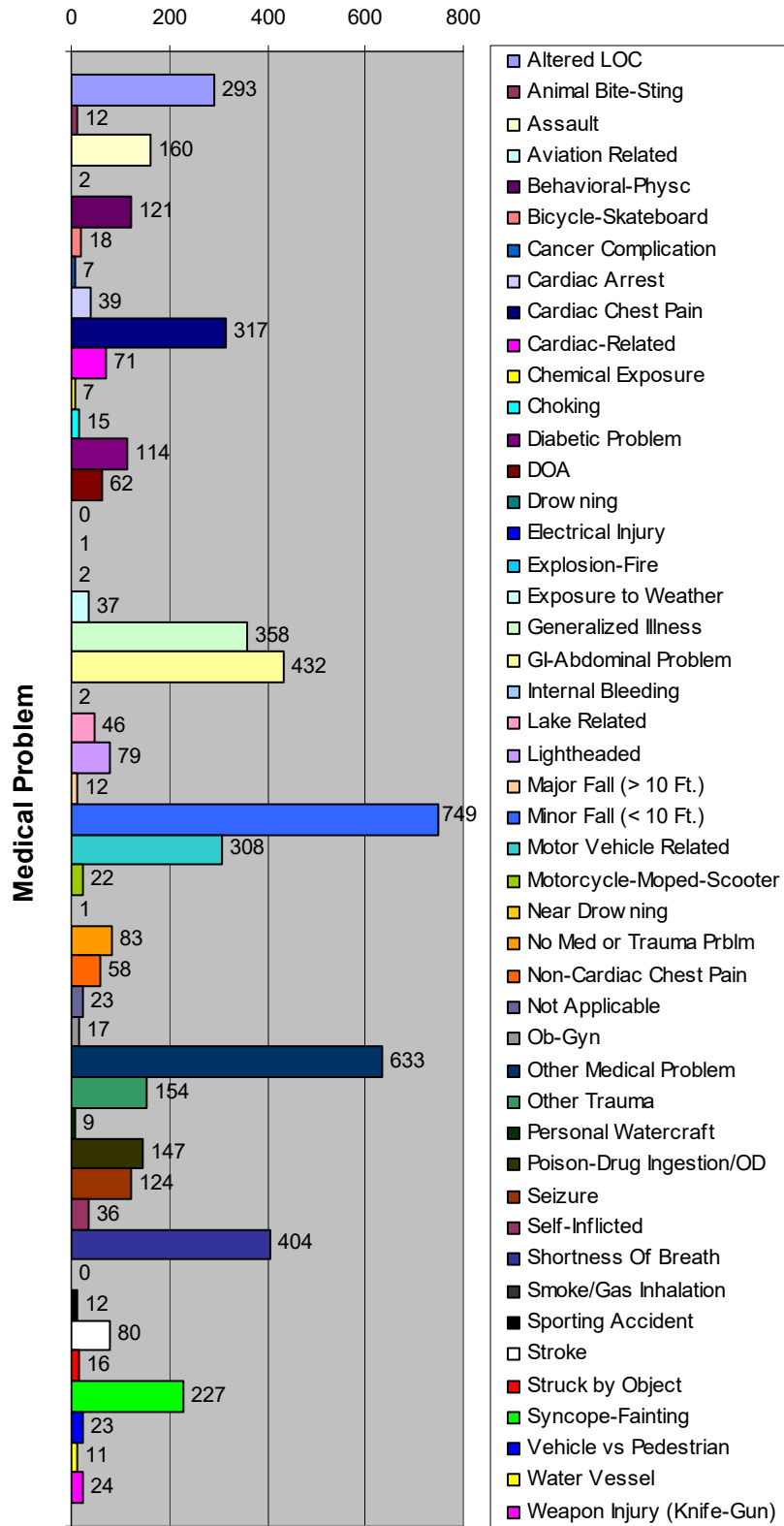
#### ALS Personnel @ Scene in 9 Mins or Less Total ALS Incidents = 3446



### 2010 DAILY STAFFING OF 1ST RUN APPARATUS

Apparatus	Recommended Daily Staffing	Ability to Meet Recommended Daily Staffing
Battalion 1	1	100%
Truck 1	4	100%
Engine 2	4	34%
Engine 3	4	51%
Engine 4	4	28%
Engine 5	4	49%
Engine 6	4	7%
<b>Total Staffing</b>	<b>25</b>	<b>60%</b>

# 2010 Medical Treatment Summary



# Emergency Services

Calls By Type		
Type of Call	2009	2010
Fire	155	154
Overpressure/Rupture (No Fire)	9	5
Rescue/EMS	4896	5103
Hazardous Conditions (No Fire)	208	152
Service Calls	724	766
Good Intent Calls	384	408
False Alarms/False Calls	346	330
Severe Weather/Natural Disaster	1	2
Special Incident Types	576	511
Minus Unfounded Incidents	-50	-55
<b>Total Calls</b>	<b>7249</b>	<b>7376</b>

Call Activity By Shift		
A-Shift	2381	2410
B-Shift	2438	2515
C-Shift	2407	2427

Miscellaneous Statistics		
Avg Calls Per Day	20	20
Avg Response Time on Emerg Calls	0:05:22	0:05:24
Estimated Fire Dollar Loss	\$2,762,256	\$2,796,118
Injuries-Civilian & Fire Svc	14	11
Deaths-Civilian & Fire Svc	1	0
Mutual Aid Given	7	7
Mutual Aid Received	6	6

Fire Causes of Ignition		
Fires Out of Jurisdiction	2	0
Act of Nature	3	1
Cause Under Investigation	6	6
Cause Undetermined After Invest.	40	49
Cause, Other	0	0
Failure of equipment or heat source	22	12
Intentional	11	14
Unintentional	65	58
<b>Total</b>	<b>149</b>	<b>140</b>

## Mission Statement

The Lake Havasu City Fire Department will protect life, property, and the environment by providing professional, efficient, and cost-effective:

public education, fire prevention and response to fire, medical, and other emergencies.