

Lake Havasu City

Transaction Privilege Tax (TPT) Collections Report

February 2025



This month's TPT Collection Report includes all collections through February (merchant collections through January 2025). Arizona Department of Revenue provides tax collection information.

Fiscal year-to-date (FYTD) TPT collection is 7.0% or \$1,464,536 above budget and .9% above the prior year. The TPT collection for the month of February 2025 is 15.6% higher compared to the prior year.

Fiscal YTD vs. Budget

Current Year Actual 2025 FYTD	Budget 2025 FYTD	% Increase/Decrease over Budget
\$ 22,325,267	\$ 20,860,731	7.0%

Fiscal YTD vs. Prior Fiscal YTD

Current Year Actual 2025 FYTD	Prior Year Actual 2024 FYTD	% Increase/Decrease over Prior FYTD
\$ 22,325,267	\$ 22,134,642	0.9%

Month vs. Month Prior Year

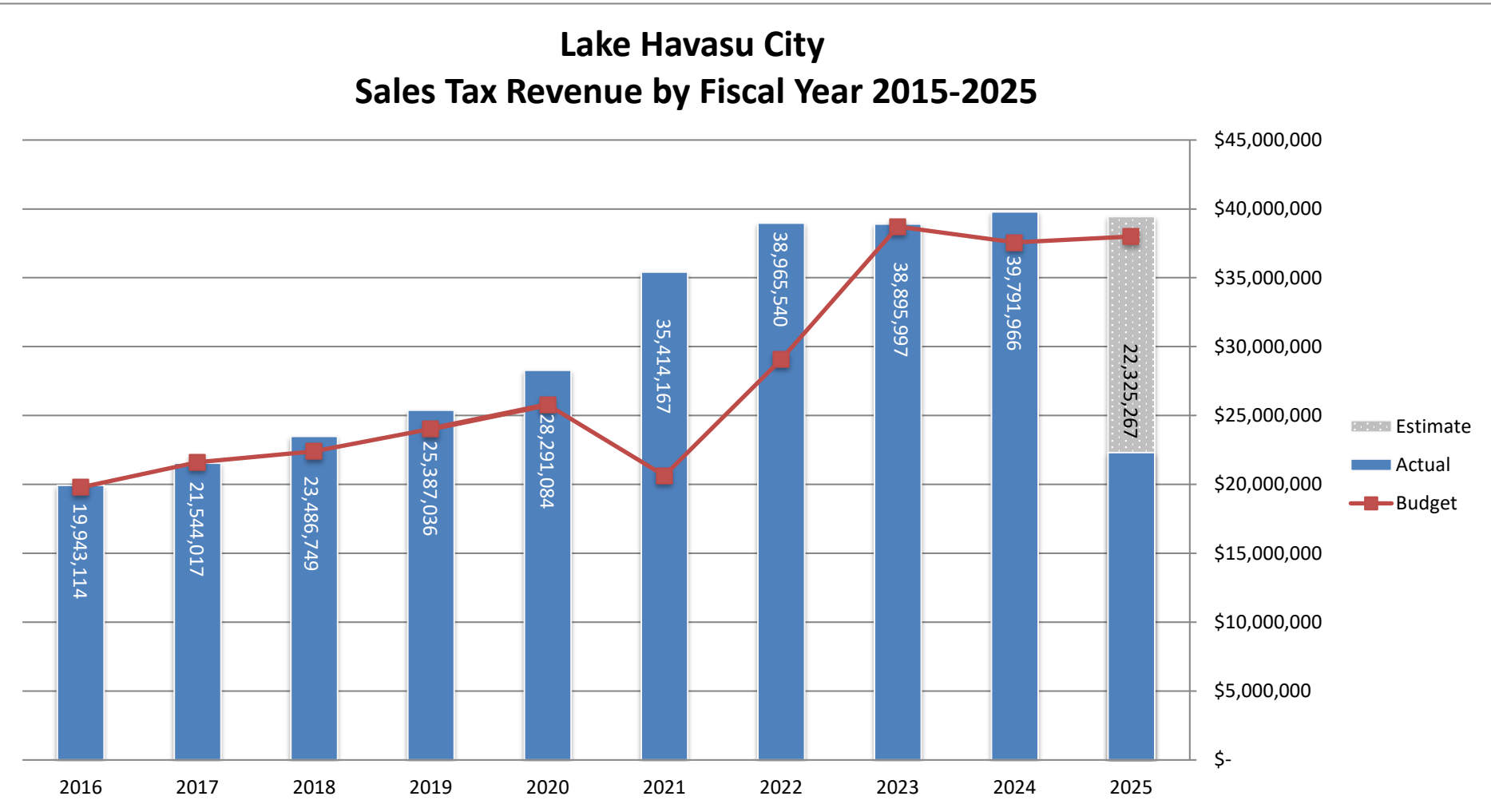
February 2025	February 2024	% Increase/Decrease over Prior Year
\$ 3,248,085	\$ 2,810,588	15.6%

Year-to-date through February, TPT collections have increased by 0.9% or \$190,625 compared to the prior year. For February, collections increased by 15.6% over the previous year, totaling \$437,497. All business classes exceeded their performance from the prior year except for the Other business class. Construction increased by \$100,207, or 42.2%; Communication by \$ 11,082, or 30.0%; Accommodations by \$11,057, or 6.5%; Restaurant and Bar by \$15,020, or 3.5%; Use Tax by \$ 290,077, or 125.7%; and Retail by \$ 7,159, or 0.4%. Note: February 2024 had a prior year adjustment of -\$261,160, but excluding this, February 2025 revenue still exceeded the previous year by 5.7%.

Lake Havasu City

Transaction Privilege Tax (TPT) Collections Report

February 2025

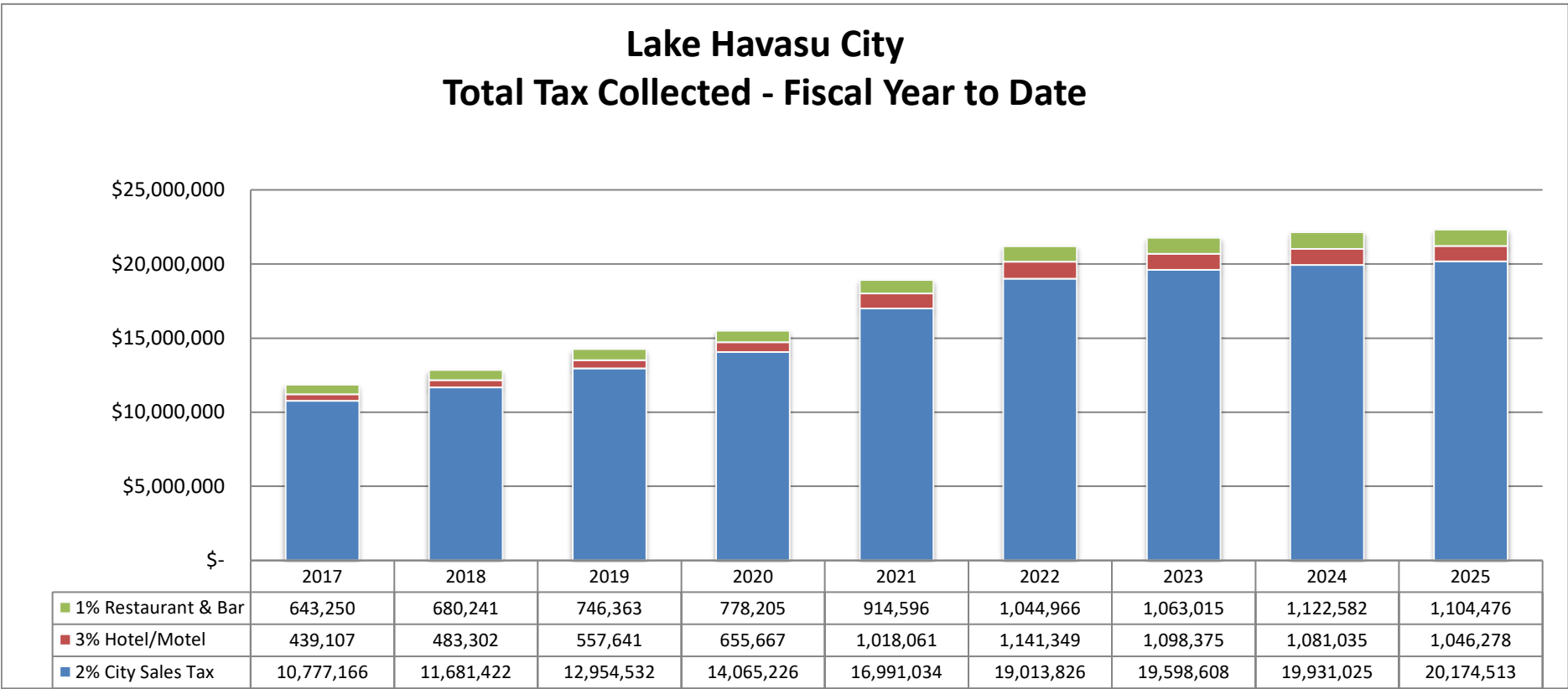


The high growth in FY21 is due to the influx of visitors from neighboring states with stricter COVID restrictions.

Lake Havasu City

Transaction Privilege Tax (TPT) Collections Report

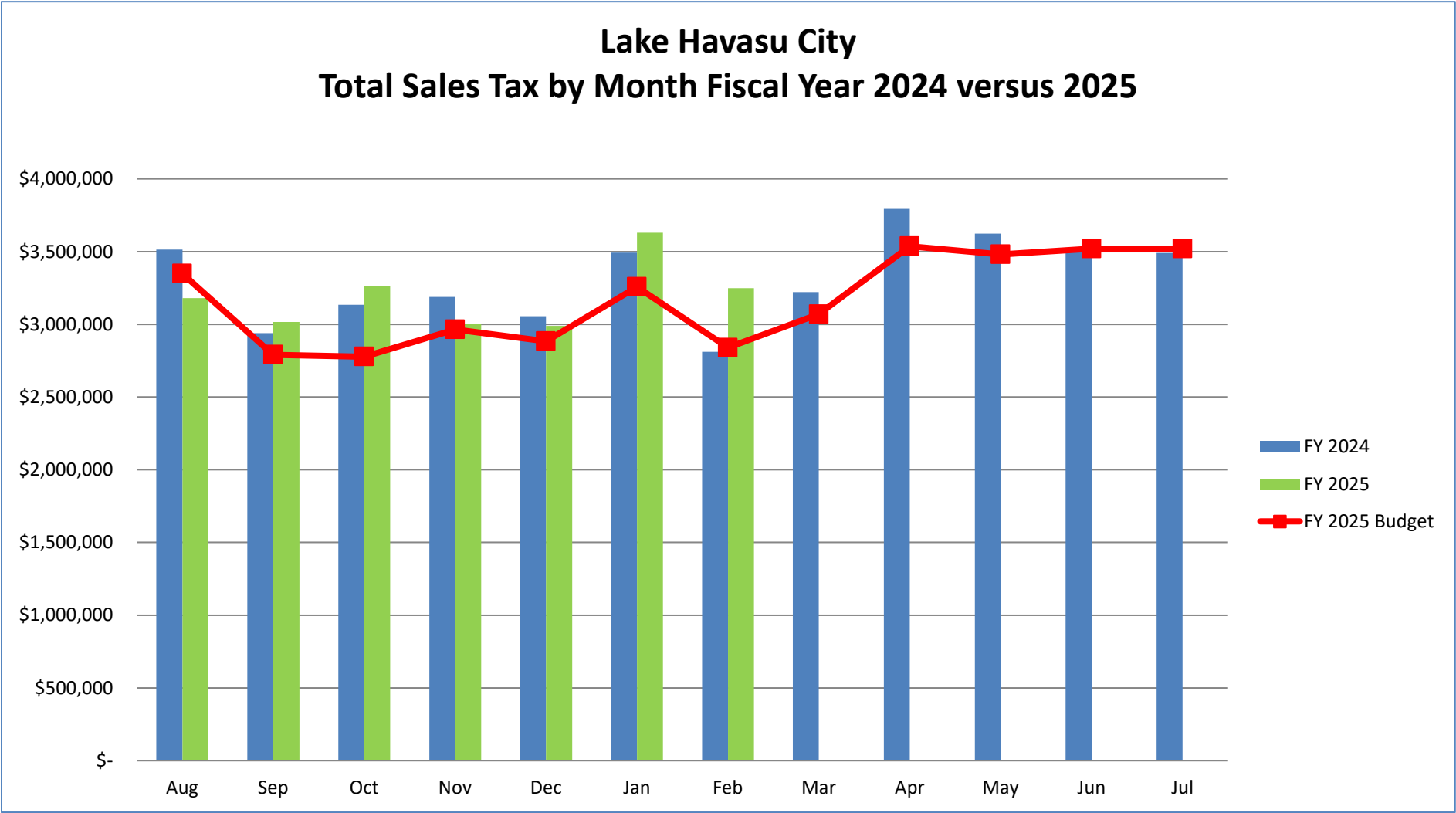
February 2025



Lake Havasu City

Transaction Privilege Tax (TPT) Collections Report

February 2025

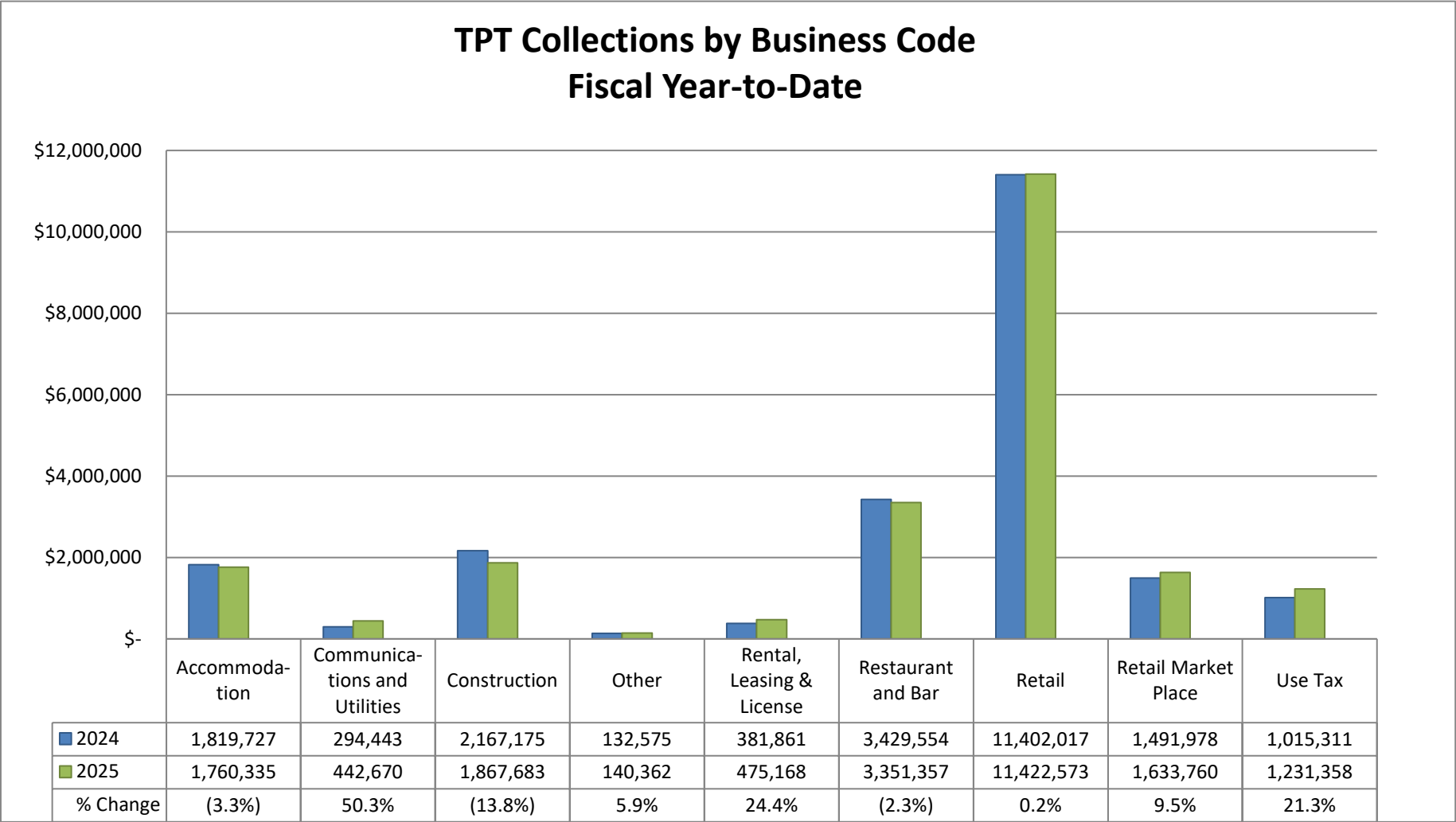


February 2024 (FY24) includes a \$261,160 taxpayer refund from prior years.

Lake Havasu City

Transaction Privilege Tax (TPT) Collections Report

February 2025



Lake Havasu City

Transaction Privilege Tax (TPT) Collections Report

February 2025



Retail Sales

Retail sales are the most significant component of the City's overall TPT collections. In February, retail sales tax collections increased by \$7,159 or .4% from the previous year.

Month vs. Month Prior Year

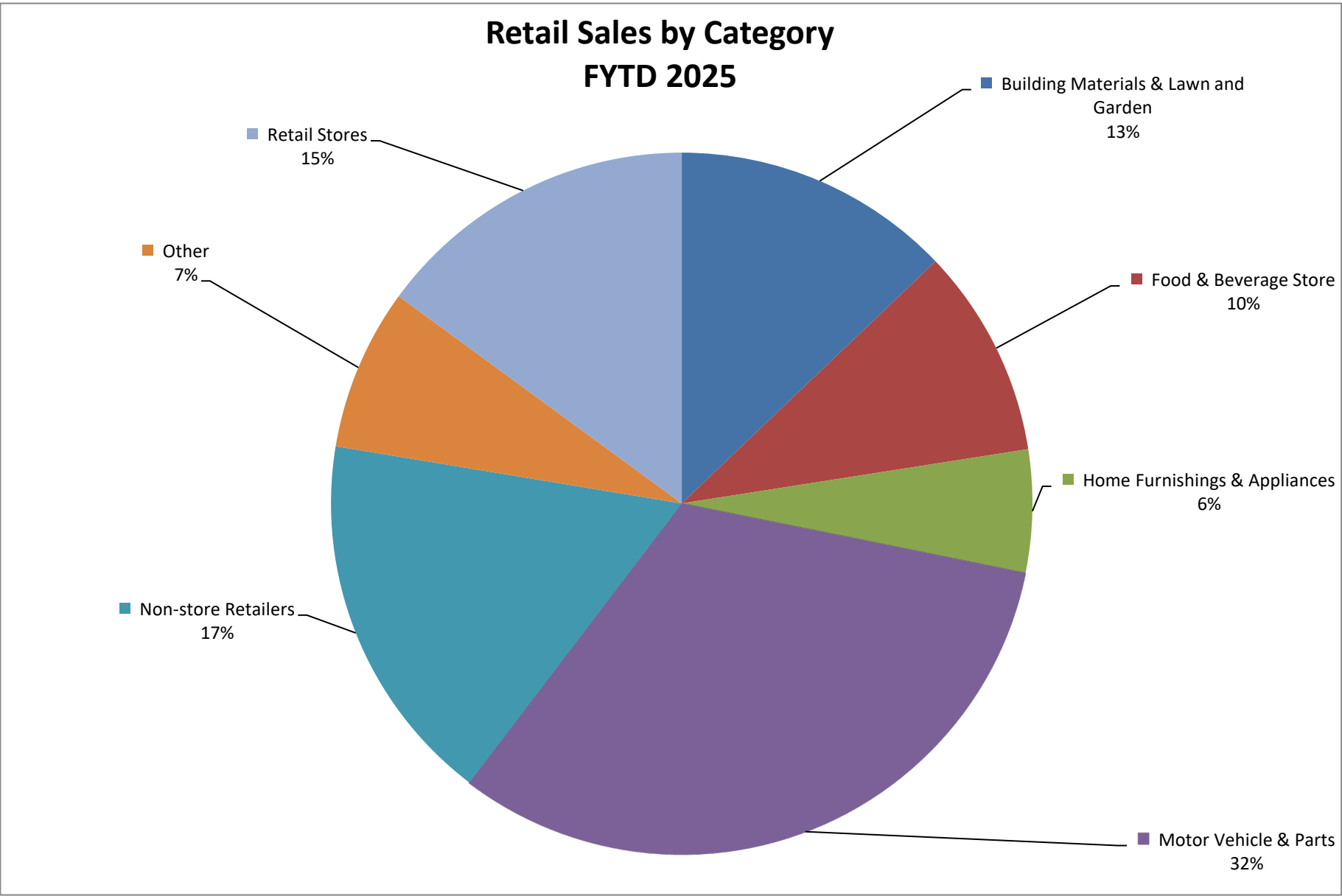
Month	FY 2025	FY 2024	% Increase/Decrease over Prior Year
February	\$ 1,810,782	\$ 1,803,624	0.4%

Fiscal YTD vs. Prior Fiscal YTD

2025 FYTD	2024 FYTD	% Increase/Decrease over Prior FYTD
\$ 13,056,333	\$ 12,893,995	0.9%

Month vs. Month Prior Year Retail Sales Categories

Retail Trade Categories	February 2025	February 2024	Change %
Building Materials & Lawn and Garden	\$ 244,124	\$ 229,159	6.5%
Food & Beverage Store	\$ 128,364	\$ 159,997	-19.8%
Home Furnishings & Appliances	\$ 96,110	\$ 88,141	9.0%
Motor Vehicle & Parts	\$ 526,460	\$ 532,702	-1.2%
Non-Store Retailers	\$ 313,793	\$ (19,067)	-1745.8%
Other	\$ 263,600	\$ 572,064	-53.9%
Retail Stores	\$ 238,332	\$ 240,628	-1.0%
Total	\$ 1,810,782	\$ 1,803,624	0.4%



Lake Havasu City

Transaction Privilege Tax (TPT) Collections Report

February 2025



Accommodations and Restaurant & Bar

Lake Havasu City collects a tax on accommodations (3%) and restaurant & bar sales (1%). The revenues generated support tourism and economic development. The Partnership of Economic Development (PED) receives \$500,000 annually, and the Convention & Visitor's Bureau (Go Lake Havasu) receives \$1.6 million annually.

Month vs. Month Prior Year

Tax Type	February 2025	February 2024	% Increase/Decrease over Prior Year
1% Restaurant & Bar	\$ 165,254	\$ 158,092	4.5%
3% Hotel/Motel	\$ 148,517	\$ 139,879	6.2%
2% City Sales Tax	\$ 2,934,314	\$ 2,512,617	16.8%

Fiscal YTD vs. Prior Fiscal YTD

Tax Type	2025 FYTD	2024 FYTD	% Increase/Decrease over Prior Year
1 % Restaurant & Bar	\$ 1,104,476	\$ 1,122,582	-1.6%
3% Hotel/Motel	\$ 1,046,278	\$ 1,081,035	-3.2%
2% City Sales Tax	\$ 20,174,513	\$ 19,931,025	1.2%

Lake Havasu City
Transaction Privilege Tax (TPT) Collections Report
February 2025

