

Lake Havasu City

Transaction Privilege Tax (TPT) Collections Report

February 2026



This month's TPT Collection Report includes all collections through February (merchant collections through January 2026). The Arizona Department of Revenue provides tax collection information.

Sales tax revenues for February 2026 totaled \$3,147,422 million, down 3.1% from February 2025's \$3,248,085 million. Overall, FY2026 revenues are tracking slightly below the prior year and even with budget expectations.

Fiscal YTD vs. Budget

Current Year Actual 2026 FYTD	Budget 2026 FYTD	% Increase/Decrease Over Budget
\$ 22,111,151	\$ 21,970,342	0.6%

Fiscal YTD vs. Prior Fiscal YTD

Current Year Actual 2026 FYTD	Prior Year Actual 2025 FYTD	% Increase/Decrease Over Prior FYTD
\$ 22,111,151	\$ 22,325,267	-1.0%

Month vs. Month Prior Year

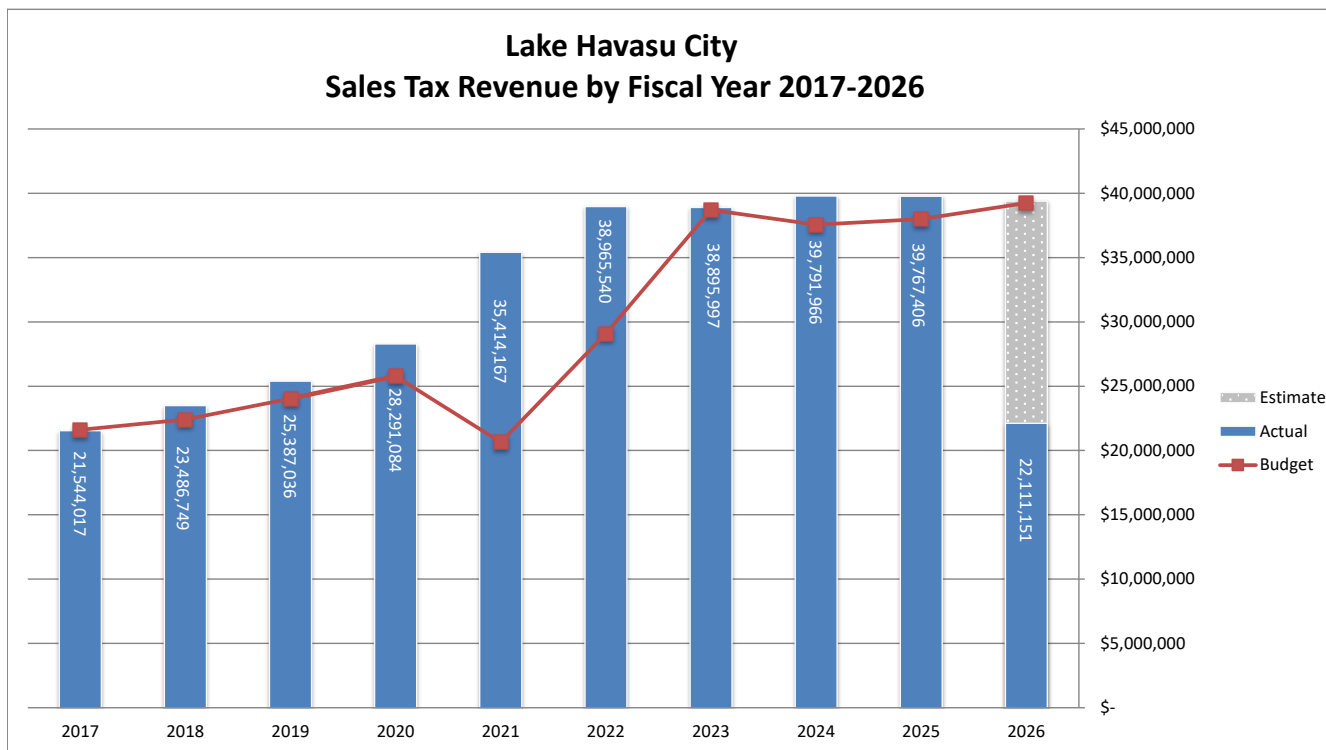
February 2026	February 2025	% Increase/Decrease Over Prior Year
\$ 3,147,422	\$ 3,248,085	-3.1%

Year-to-date revenues total \$22.1 million, slightly below last year's \$22.3 million and 0.6% over budget. February decreased by \$100,663, or 3.1%, compared with the prior year. February's decrease was primarily due to declines across Construction, Communication, and Retail. Construction decreased by 29.9%, Communications decreased by 31.5%, and Retail decreased by 4.3%. Additional decreases were seen in Accommodations, which declined by 1.7%, and Restaurant and Bar, which declined by 0.5%. These decreases were partially offset by increases in Use Tax, which rose by 28.7%, and Rental, Leasing & License, which increased by 7.5%

Lake Havasu City

Transaction Privilege Tax (TPT) Collections Report

February 2026

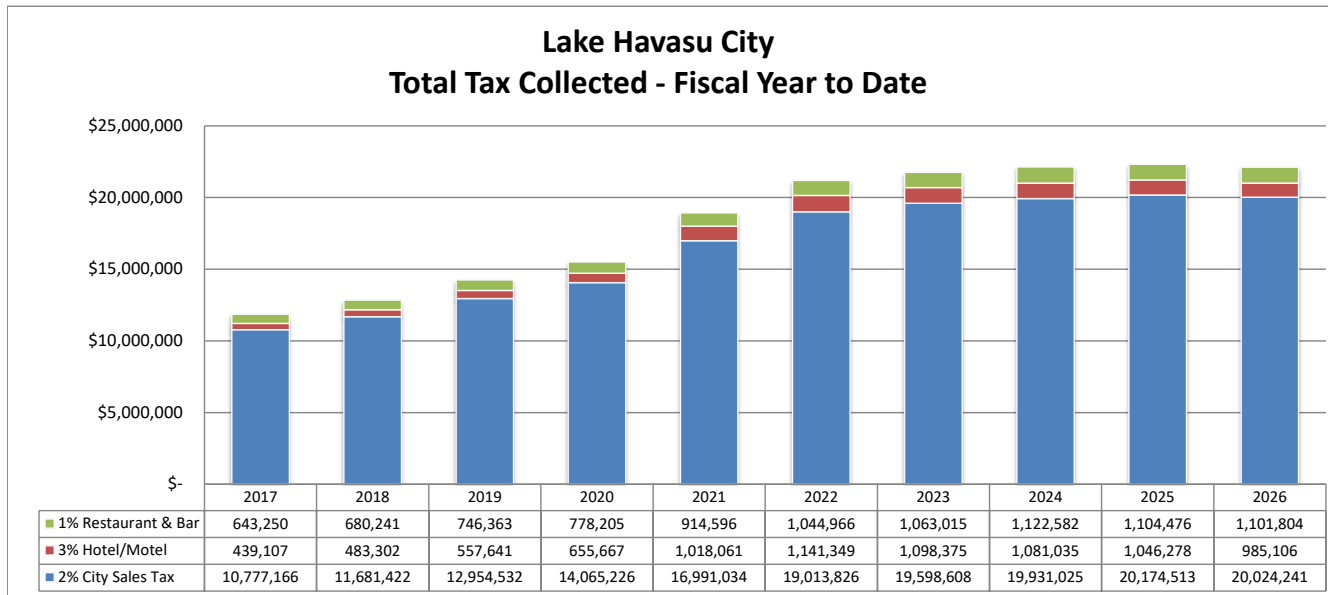


The high growth in FY21 is due to the influx of visitors from neighboring states with stricter COVID restrictions.

Lake Havasu City

Transaction Privilege Tax (TPT) Collections Report

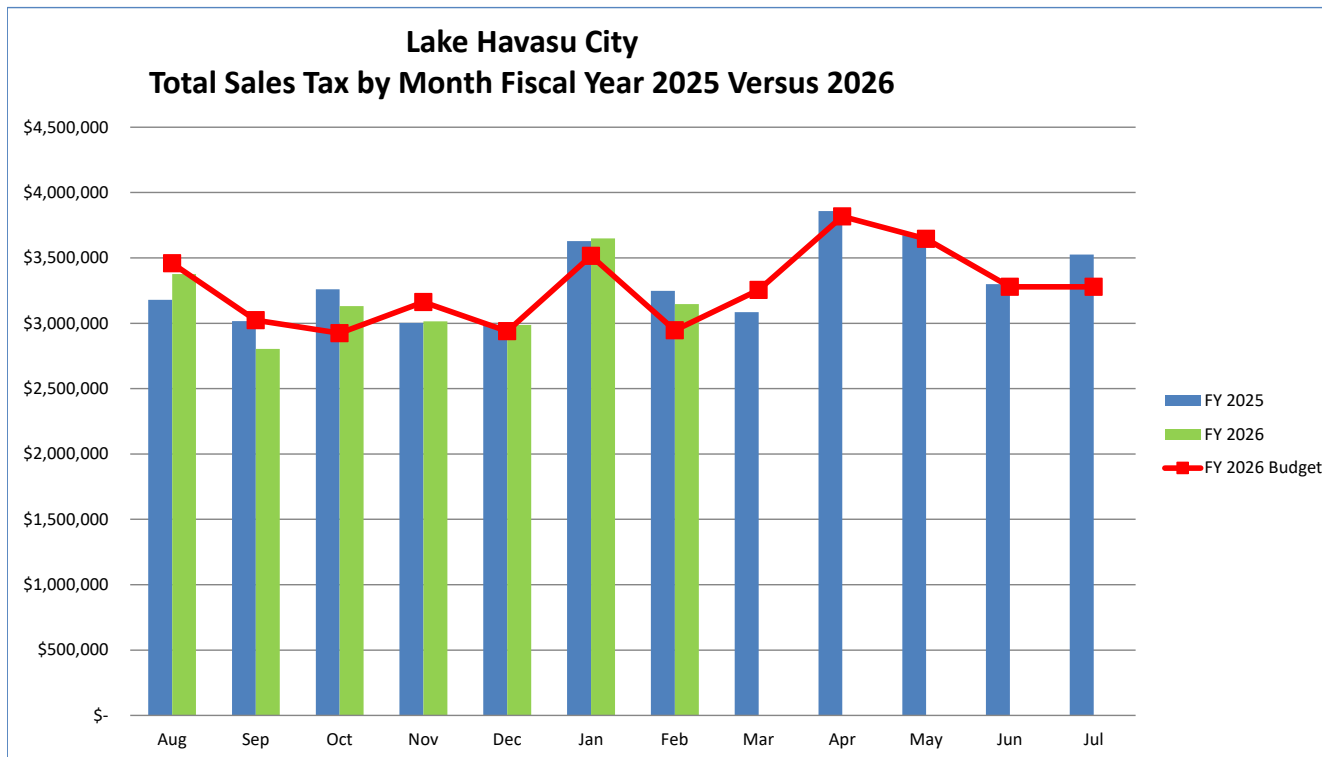
February 2026



Lake Havasu City

Transaction Privilege Tax (TPT) Collections Report

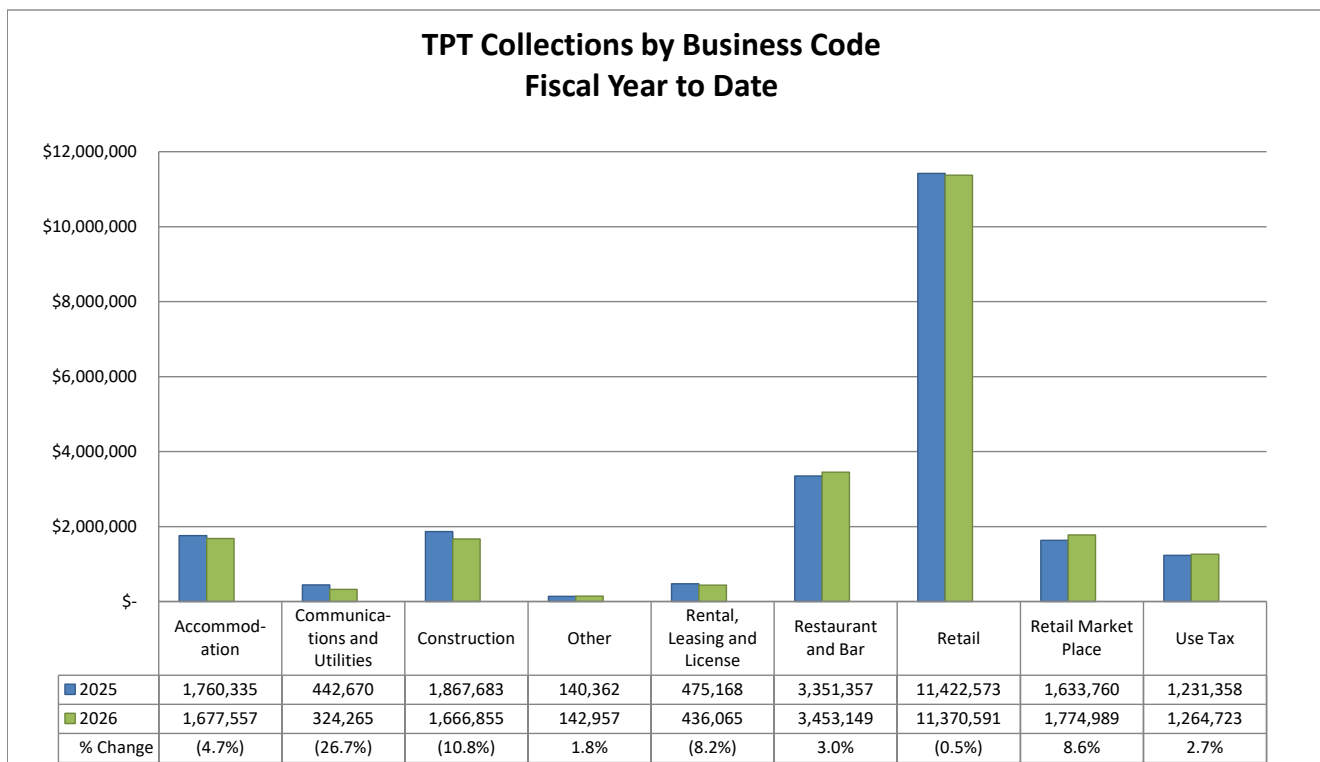
February 2026



Lake Havasu City

Transaction Privilege Tax (TPT) Collections Report

February 2026



Lake Havasu City

Transaction Privilege Tax (TPT) Collections Report

February 2026



Retail Sales

Retail sales are the City's most significant source of TPT collections. In February, retail sales tax collections decreased by \$77,163 (4.3%) from the previous year.

Month vs. Month Prior Year

Month	FY 2026	FY 2025	% Increase/Decrease Over Prior Year
February	\$ 1,733,619	\$ 1,810,782	-4.3%

Fiscal YTD vs. Prior Fiscal YTD

2026 FYTD	2025 FYTD	% Increase/Decrease Over Prior FYTD
\$ 13,145,580	\$ 13,056,333	0.7%

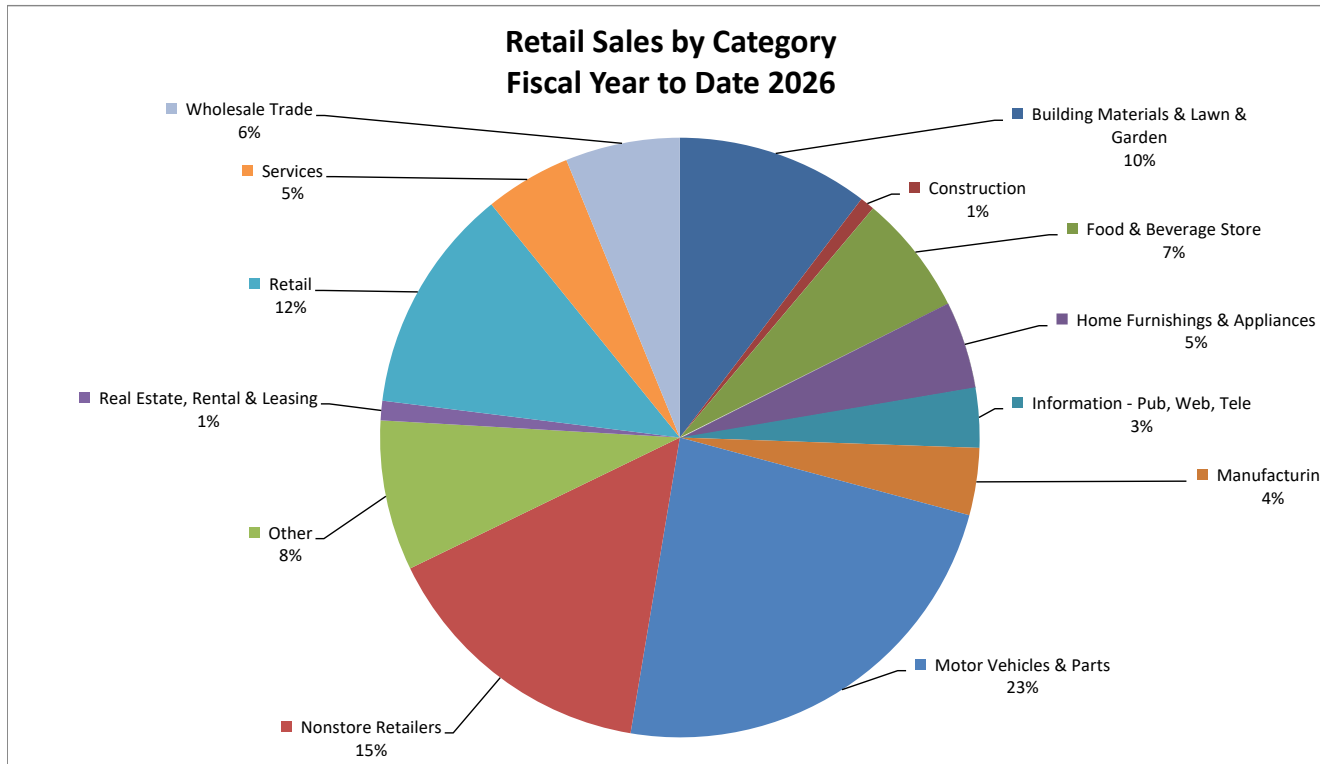
Month vs. Month Prior Year Retail Sales Categories

Retail Trade Categories	February 2026	February 2025	Change %
Building Materials & Lawn & Garden	\$ 216,950	\$ 226,157	-4.1%
Construction	\$ 22,625	\$ 27,464	-17.6%
Food & Beverage Store	\$ 98,752	\$ 98,543	0.2%
Home Furnishings & Appliances	\$ 86,562	\$ 91,709	-5.6%
Information - Pub, Web, Tele	\$ 60,543	\$ 45,642	32.6%
Manufacturing	\$ 63,927	\$ 67,303	-5.0%
Motor Vehicles & Parts	\$ 301,739	\$ 436,172	-30.8%
Nonstore Retailers	\$ 282,674	\$ 274,155	3.1%
Other	\$ 152,590	\$ 136,984	11.4%
Real Estate, Rental & Leasing	\$ 18,499	\$ 16,616	11.3%
Retail	\$ 212,023	\$ 210,609	0.7%
Services	\$ 89,116	\$ 83,256	7.0%
Wholesale Trade	\$ 127,619	\$ 96,172	32.7%
Total	\$ 1,733,619	\$ 1,810,782	-4.3%

Lake Havasu City

Transaction Privilege Tax (TPT) Collections Report

February 2026



Lake Havasu City

Transaction Privilege Tax (TPT) Collections Report

February 2026



Accommodations Plus Restaurant and Bar

Lake Havasu City collects a tax on Accommodations of 3.0% and Restaurant and Bar sales of 1.0%. The revenues generated support tourism and economic development. The Partnership of Economic Development (PED) receives \$500,000 annually, and Go Lake Havasu receives \$1.6 million annually.

Month vs. Month Prior Year

Tax Type	February 2026	February 2025	% Increase/Decrease Over Prior Year
1% Restaurant and Bar	\$ 162,235	\$ 165,254	-1.8%
3% Hotel/Motel	\$ 139,470	\$ 148,517	-6.1%
2% City Sales Tax	\$ 2,845,717	\$ 2,934,314	-3.0%

Fiscal YTD vs. Prior Fiscal YTD

Tax Type	2026 FYTD	2025 FYTD	% Increase/Decrease Over Prior Year
1% Restaurant and Bar	\$ 1,101,804	\$ 1,104,476	-0.2%
3% Hotel/Motel	\$ 985,106	\$ 1,046,278	-5.8%
2% City Sales Tax	\$ 20,024,241	\$ 20,174,513	-0.7%

Lake Havasu City

Transaction Privilege Tax (TPT) Collections Report

February 2026

