

Lake Havasu City

Transaction Privilege Tax (TPT) Collections Report

July 2025



This month's TPT Collection Report includes all collections through July (merchant collections through June 2025). Arizona Department of Revenue provides tax collection information.

For the Fiscal Year, TPT collections were stable year-over-year, finishing slightly under the prior year by \$24,560 (0.1%) but above budget at \$1,780,311 (4.7%). For July 2025, monthly TPT collections came in \$34,380 (1.0%) above the prior year, reflecting a modest year-over-year increase.

Fiscal YTD vs. Budget

Current Year Actual 2025 FYTD	Budget 2025 FYTD	% Increase/Decrease Over Budget
\$ 39,767,406	\$ 37,987,095	4.7%

Fiscal YTD vs. Prior Fiscal YTD

Current Year Actual 2025 FYTD	Prior Year Actual 2024 FYTD	% Increase/Decrease Over Prior FYTD
\$ 39,767,406	\$ 39,791,966	-0.1%

Month vs. Month Prior Year

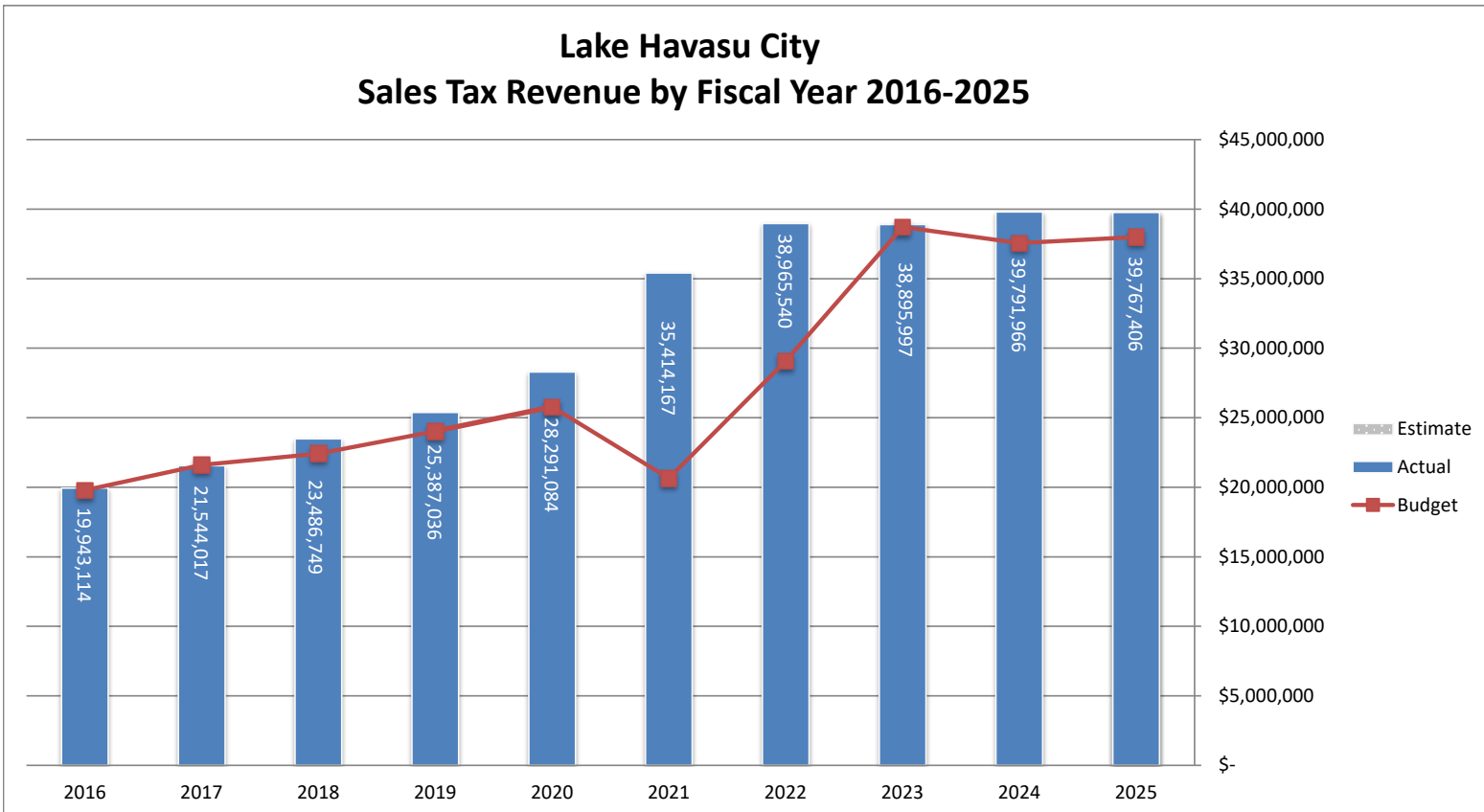
July 2025	July 2024	% Increase/Decrease Over Prior Year
\$ 3,525,530	\$ 3,491,151	1.0%

Total revenues remain essentially flat year-over-year, though they continue to exceed budget. Growth in Communications/Utilities (+15.7%), Rental/Leasing (+22.0%), Retail Marketplace (+9.1%), and Use Tax (+15.6%) was offset by declines in Construction (-15.0%), Accommodation (-3.4%), and Retail (-0.6%). For July, collections increased by 1.0% (\$34,379) compared to the prior year, led by Construction (+24.4%) and Retail (+2.3%). Offsetting these gains were declines in Accommodation (-11.7%) and Communications (-26.8%).

Lake Havasu City

Transaction Privilege Tax (TPT) Collections Report

July 2025



The high growth in FY21 is due to the influx of visitors from neighboring states with stricter COVID restrictions.

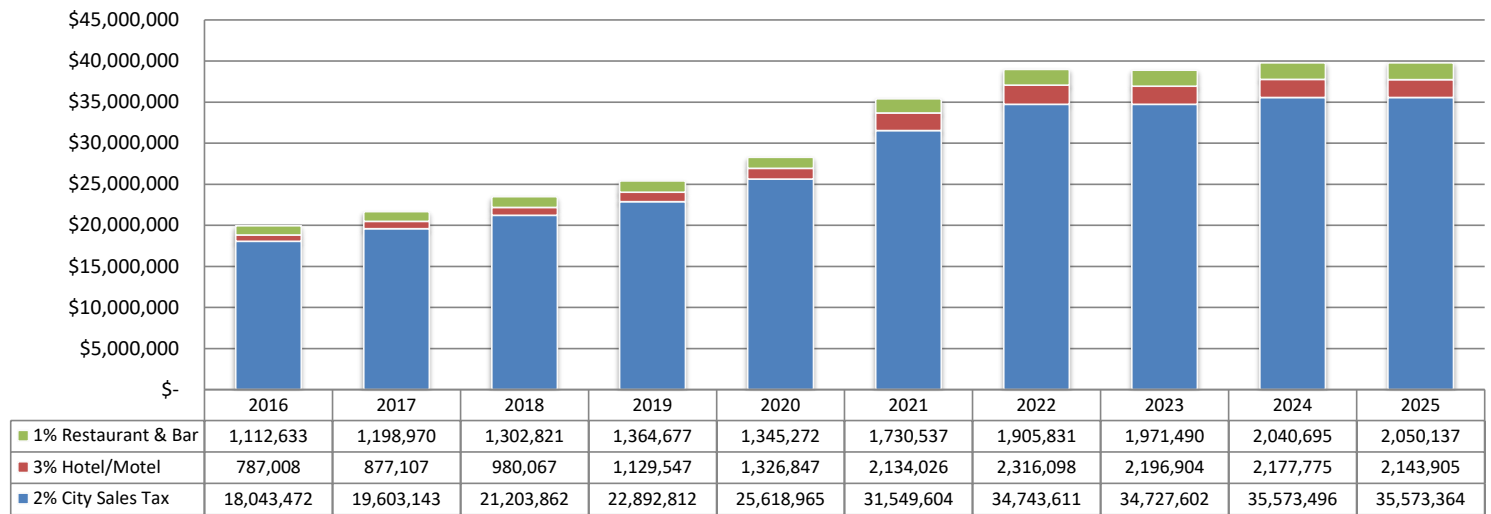
Lake Havasu City

Transaction Privilege Tax (TPT) Collections Report

July 2025



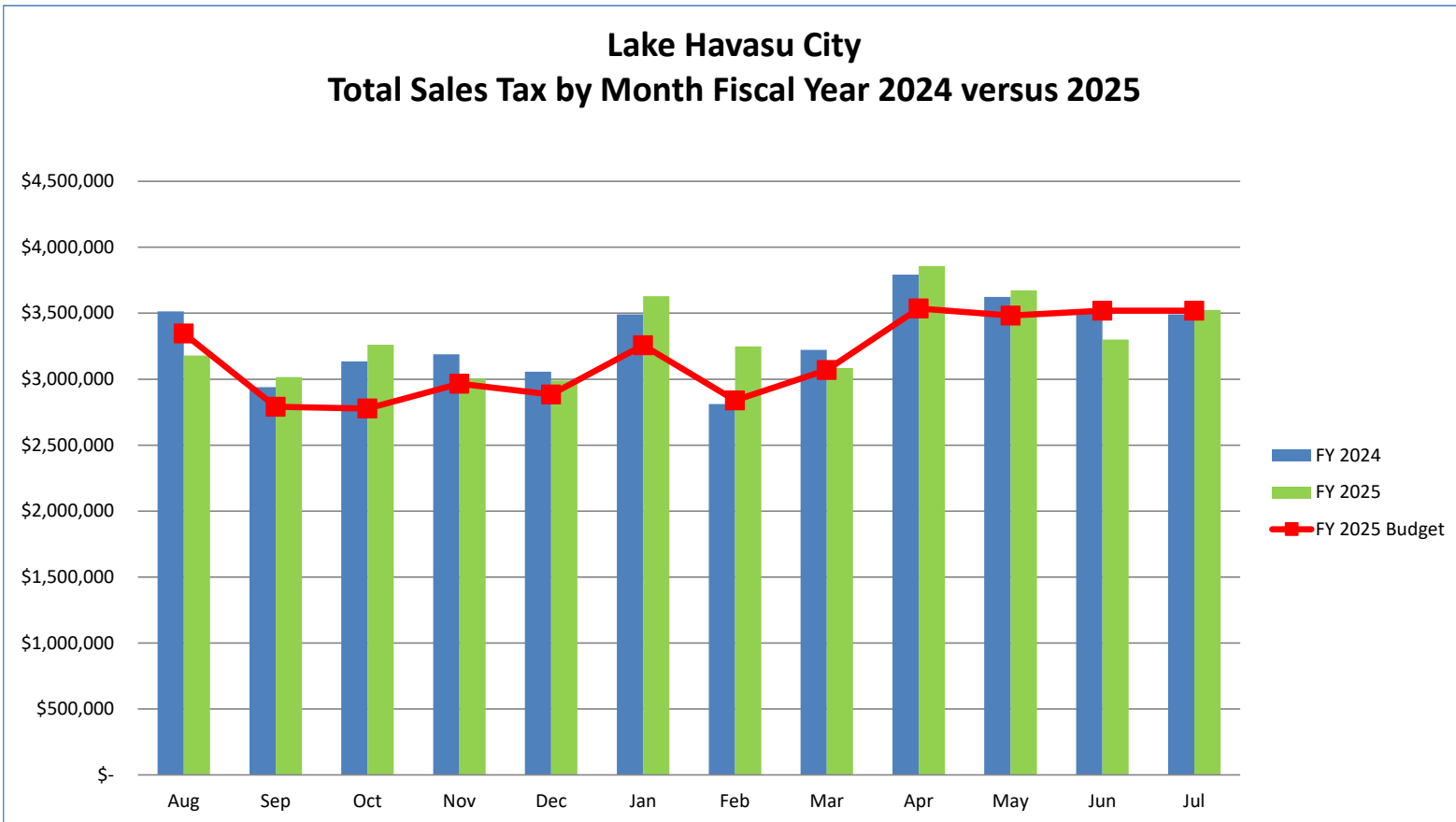
**Lake Havasu City
Total Tax Collected - Fiscal Year to Date**



Lake Havasu City

Transaction Privilege Tax (TPT) Collections Report

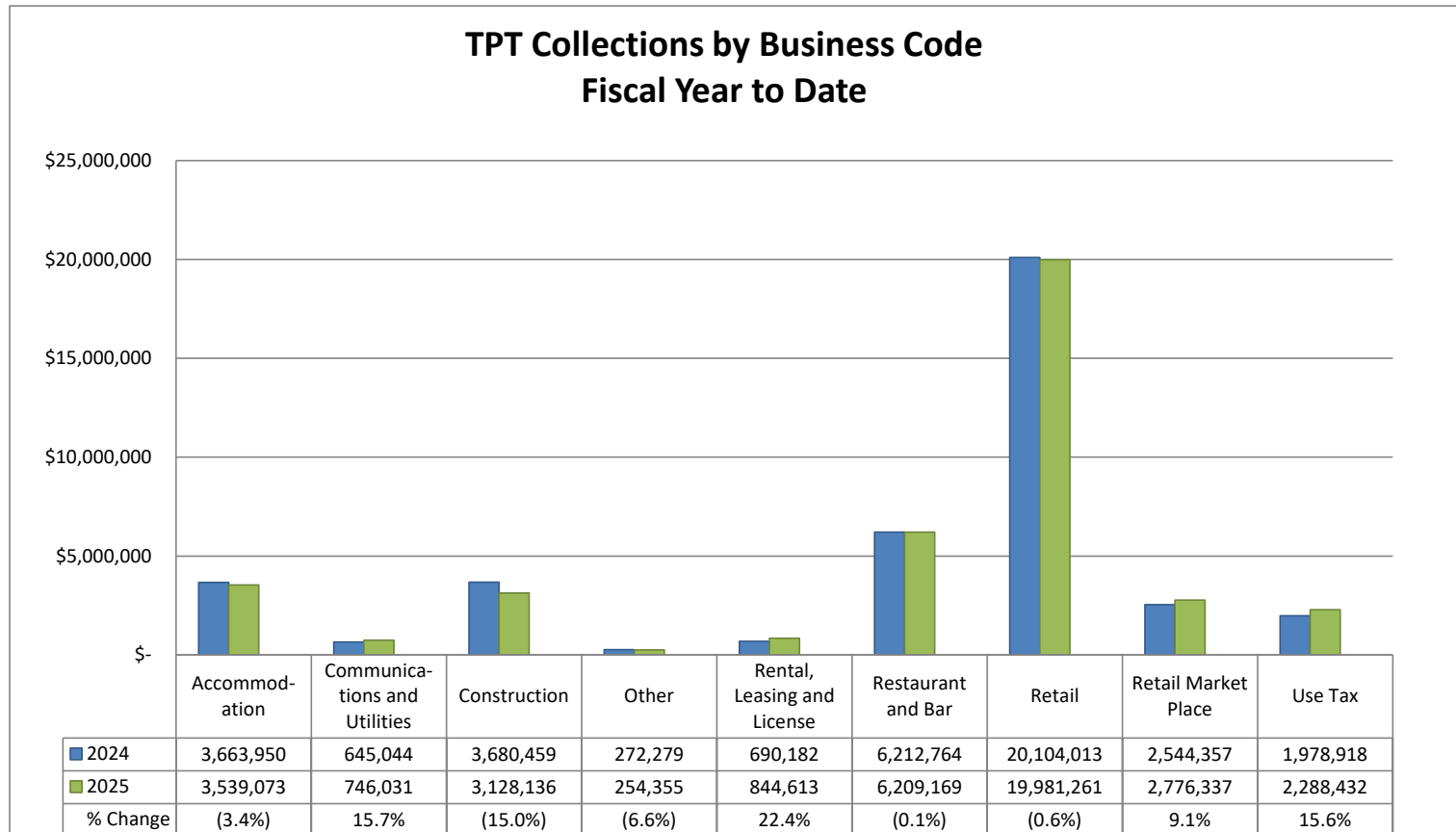
July 2025



Lake Havasu City

Transaction Privilege Tax (TPT) Collections Report

July 2025



Lake Havasu City

Transaction Privilege Tax (TPT) Collections Report

July 2025



Retail Sales

Retail sales are the most significant component of the City's overall TPT collections. In July, retail sales tax collections increased by \$43,181 (2.3%) from the previous year.

Month vs. Month Prior Year

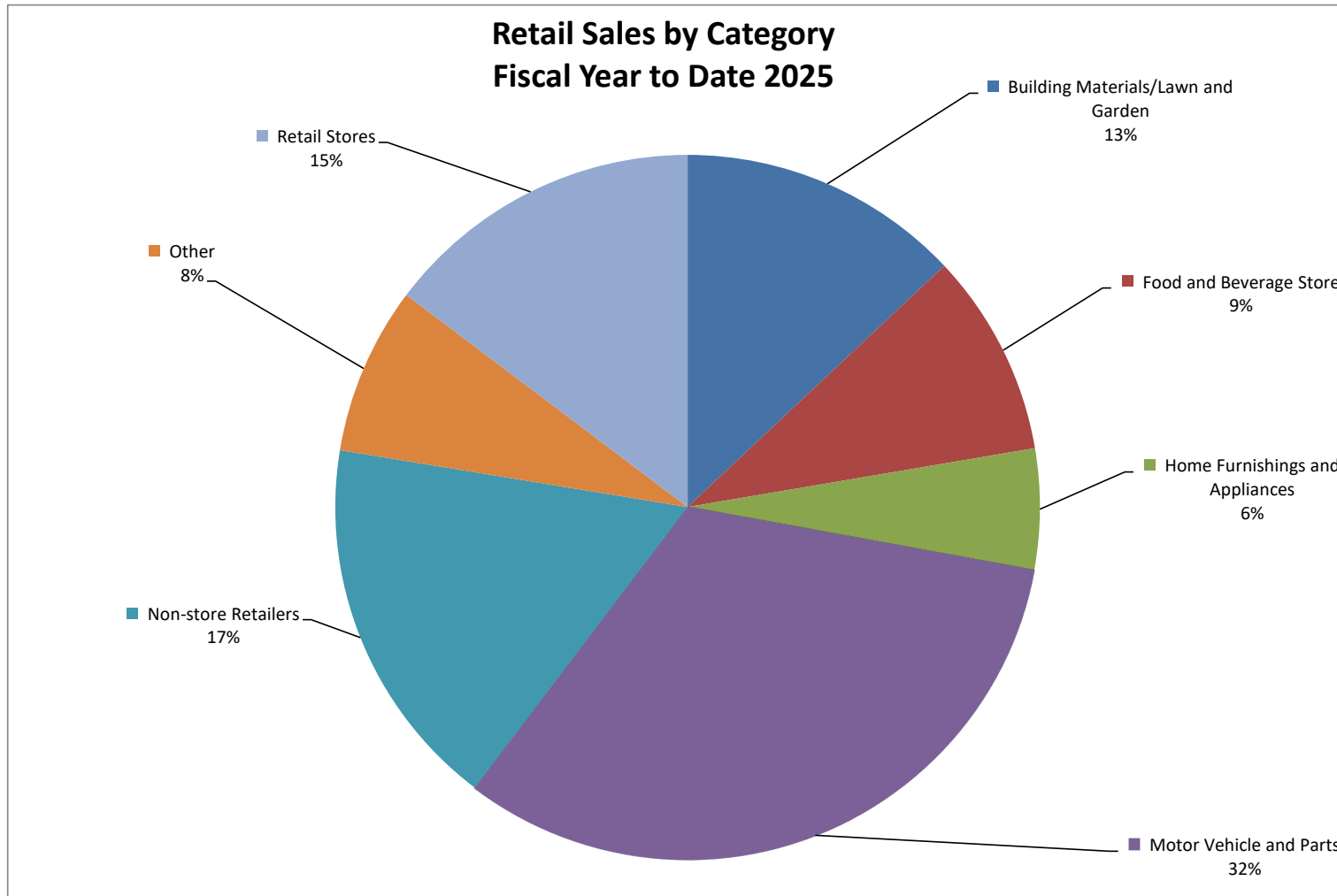
Month	FY 2025	FY 2024	% Increase/Decrease Over Prior Year
July	\$ 1,902,149	\$ 1,858,968	2.3%

Fiscal YTD vs. Prior Fiscal YTD

2025 FYTD	2024 FYTD	% Increase/Decrease Over Prior FYTD
\$ 22,757,597	\$ 22,648,370	0.5%

Month vs. Month Prior Year Retail Sales Categories

Retail Trade Categories	July 2025	July 2024	Change %
Building Materials and Lawn and Garden	\$ 204,486	\$ 224,969	-9.1%
Food and Beverage Store	\$ 148,140	\$ 160,614	-7.8%
Home Furnishings and Appliances	\$ 84,791	\$ 87,197	-2.8%
Motor Vehicle and Parts	\$ 585,617	\$ 523,027	12.0%
Non-Store Retailers	\$ 291,442	\$ 275,731	5.7%
Other	\$ 350,414	\$ 341,295	2.7%
Retail Stores	\$ 237,260	\$ 246,135	-3.6%
Total	\$ 1,902,149	\$ 1,858,968	2.3%



Lake Havasu City

Transaction Privilege Tax (TPT) Collections Report

July 2025



Accommodations plus Restaurant and Bar

Lake Havasu City collects a tax on Accommodations of 3.0% and Restaurant and Bar sales of 1.0%. The revenues generated support tourism and economic development. The Partnership of Economic Development (PED) receives \$500,000 annually, and Go Lake Havasu receives \$1.6 million annually.

Accommodation 3.0% tax collections for FY 2024–25 totaled \$2.14 million, coming in just below the prior two years reflecting softer demand in the summer and early fall. Although growth has leveled off since the strong pandemic performance of 2021–22, revenues remain nearly double the pre-pandemic levels.

Restaurant & Bar 1.0% tax collections for FY 2024-25 totaled \$2.0 million. The category continues to demonstrate stability and long-term growth.

Month vs. Month Prior Year

Tax Type	July 2025	July 2024	% Increase/Decrease Over Prior Year
1% Restaurant and Bar	\$ 165,216	\$ 185,910	-11.1%
3% Hotel/Motel	\$ 214,845	\$ 243,169	-11.6%
2% City Sales Tax	\$ 3,145,469	\$ 3,062,072	2.7%

Fiscal YTD vs. Prior Fiscal YTD

Tax Type	2025 FYTD	2024 FYTD	% Increase/Decrease Over Prior Year
1 % Restaurant and Bar	\$ 2,050,137	\$ 2,040,695	0.5%
3% Hotel/Motel	\$ 2,143,905	\$ 2,177,775	-1.6%
2% City Sales Tax	\$ 35,573,364	\$ 35,573,496	0.0%

Lake Havasu City

Transaction Privilege Tax (TPT) Collections Report

July 2025

