

Lake Havasu City

Transaction Privilege Tax (TPT) Collections Report

June 2025



This month's TPT Collection Report includes all collections through June (merchant collections through May 2025). Arizona Department of Revenue provides tax collection information.

Fiscal year-to-date (FYTD) TPT collection \$1,774,591 (5.1%) above budget and 0.2% below the prior year. The TPT collection for the month of June 2025 is below the prior year by \$226,836 (6.4%).

Fiscal YTD vs. Budget

Current Year Actual 2025 FYTD	Budget 2025 FYTD	% Increase/Decrease Over Budget
\$ 36,241,876	\$ 34,467,285	5.1%

Fiscal YTD vs. Prior Fiscal YTD

Current Year Actual 2025 FYTD	Prior Year Actual 2024 FYTD	% Increase/Decrease Over Prior FYTD
\$ 36,241,876	\$ 36,300,816	-0.2%

Month vs. Month Prior Year

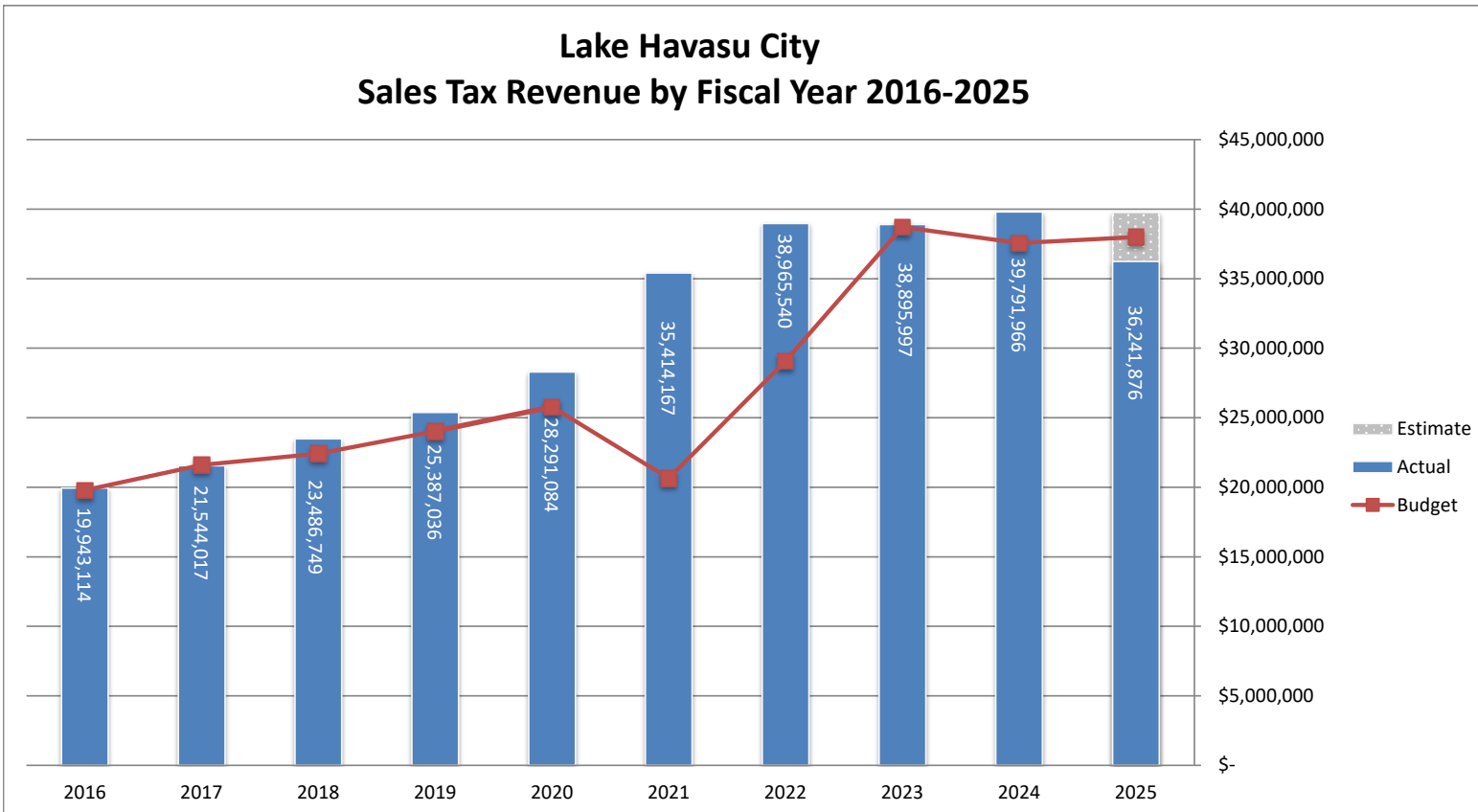
June 2025	June 2024	% Increase/Decrease Over Prior Year
\$ 3,299,931	\$ 3,526,767	-6.4%

Year-to-date through June, TPT collections have decreased by \$58,940 (0.2%) compared to the prior year. For June, overall collections decreased by 6.4% over the previous year, totaling \$226,836. The business classes that collected additional tax in June were Accommodations by \$6,428 (3.8%) and Restaurant/Bar by \$6,450 (8.7%). All other areas decreased, with the most significant being Construction, which decreased by \$157,815 (66.4%). Communications decreased by \$7,623 (20.6%), and Retail decreased by \$61,691 (3.1%).

Lake Havasu City

Transaction Privilege Tax (TPT) Collections Report

June 2025



The high growth in FY21 is due to the influx of visitors from neighboring states with stricter COVID restrictions.

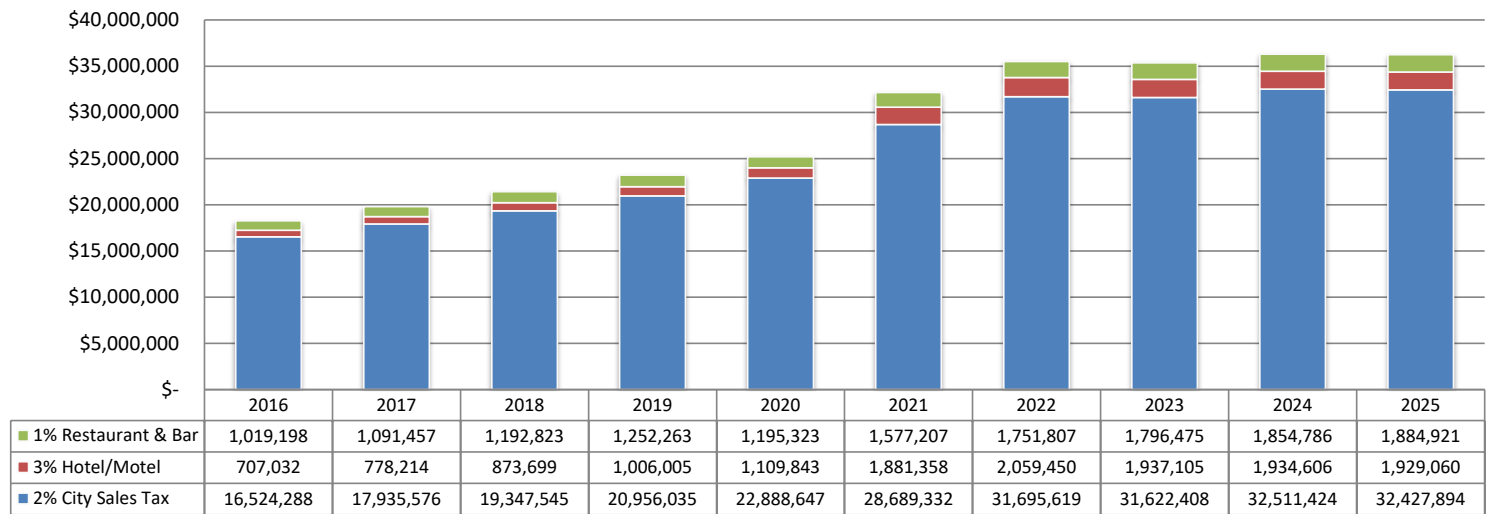
Lake Havasu City

Transaction Privilege Tax (TPT) Collections Report

June 2025



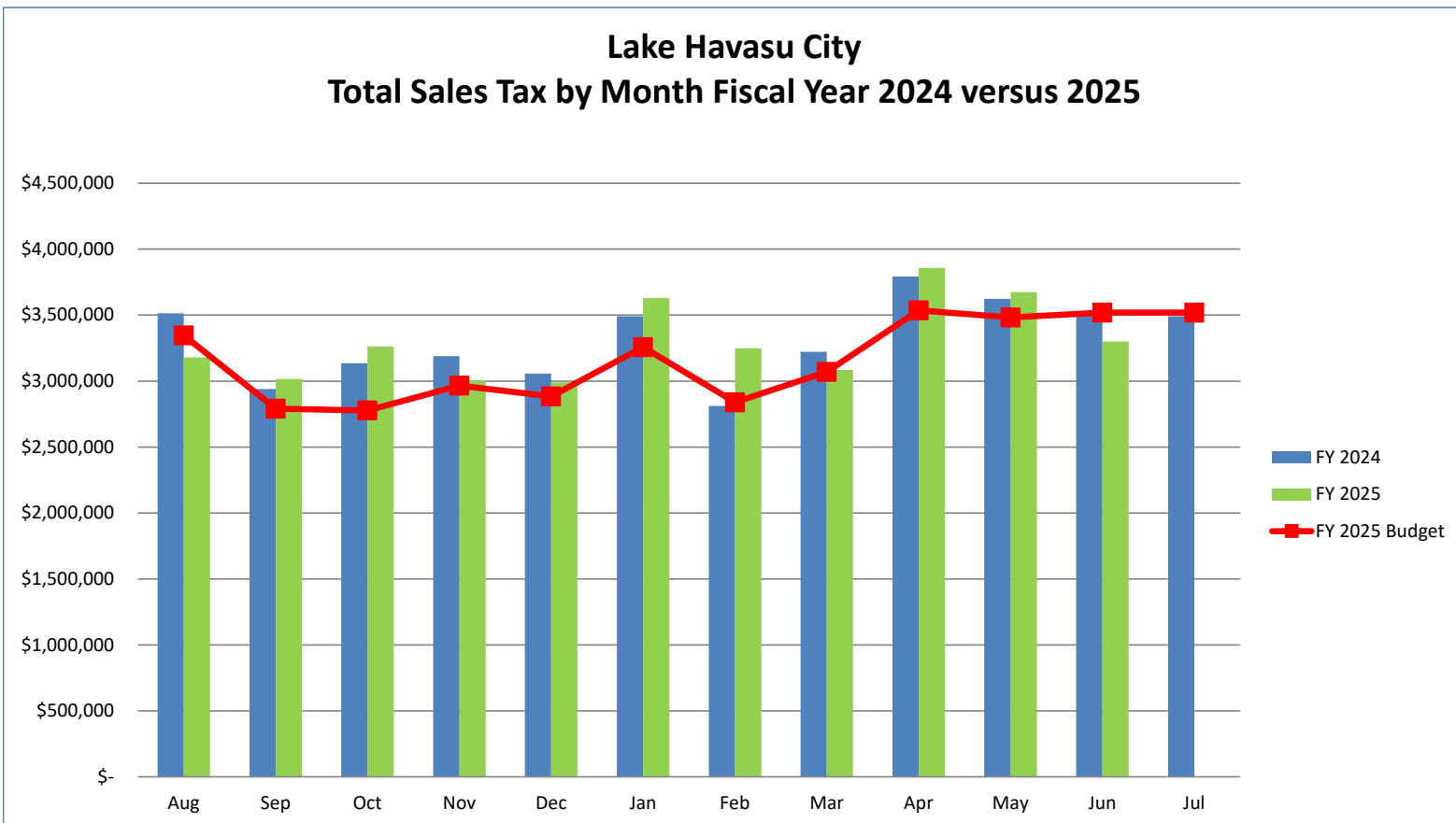
**Lake Havasu City
Total Tax Collected - Fiscal Year to Date**



Lake Havasu City

Transaction Privilege Tax (TPT) Collections Report

June 2025

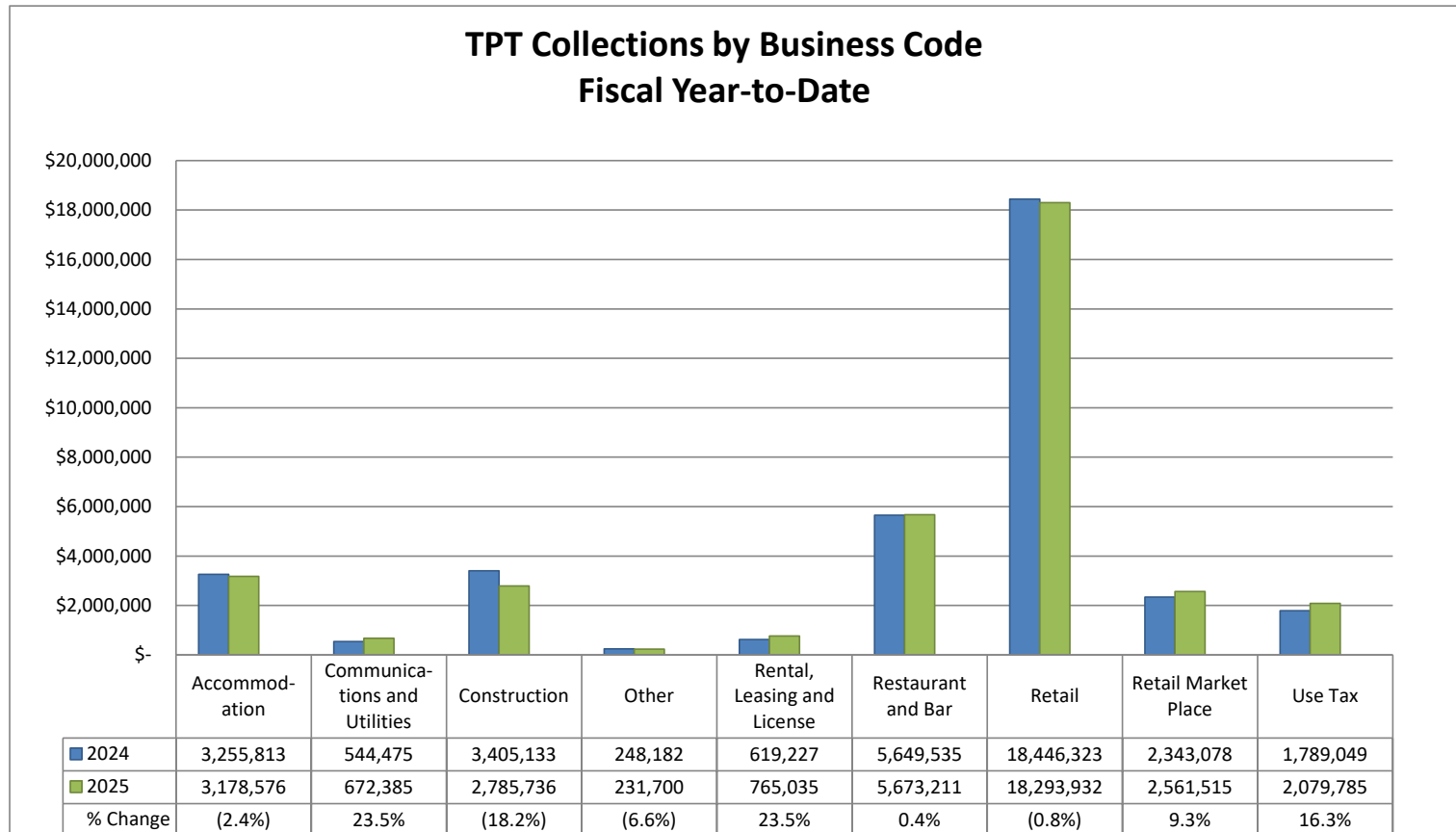


February 2024 (FY24) includes a \$261,160 taxpayer refund from prior years.

Lake Havasu City

Transaction Privilege Tax (TPT) Collections Report

June 2025



Lake Havasu City

Transaction Privilege Tax (TPT) Collections Report

June 2025



Retail Sales

Retail sales are the most significant component of the City's overall TPT collections. In June, retail sales tax collections increased by \$61,691 (3.1%) from the previous year.

Month vs. Month Prior Year

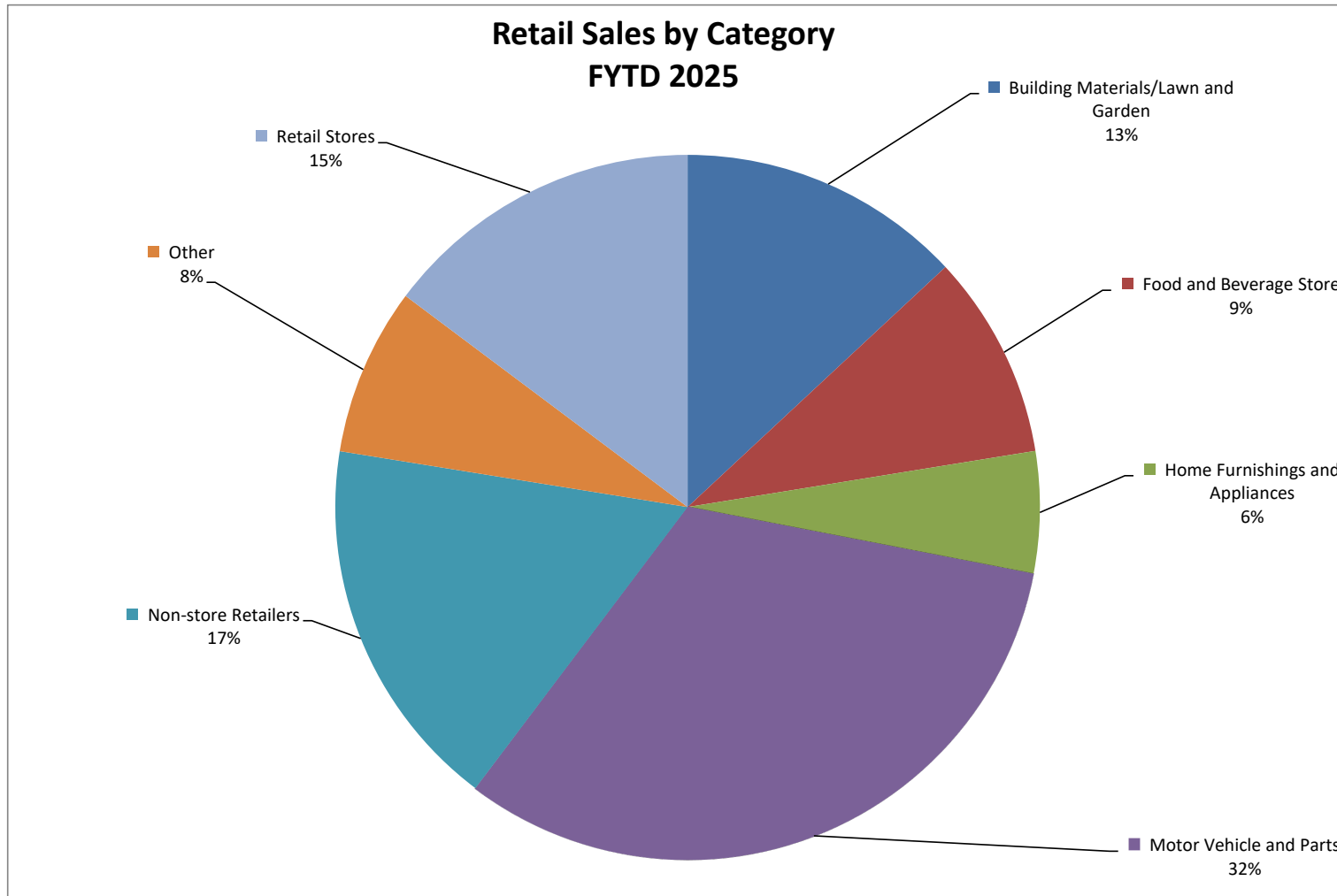
Month	FY 2025	FY 2024	% Increase/Decrease Over Prior Year
June	\$ 1,898,592	\$ 1,960,282	-3.1%

Fiscal YTD vs. Prior Fiscal YTD

2025 FYTD	2024 FYTD	% Increase/Decrease Over Prior FYTD
\$ 20,855,448	\$ 20,789,401	0.5%

Month vs. Month Prior Year Retail Sales Categories

Retail Trade Categories	June 2025	June 2024	Change %
Building Materials and Lawn and Garden	\$ 207,126	\$ 213,434	-3.0%
Food and Beverage Store	\$ 162,756	\$ 179,513	-9.3%
Home Furnishings and Appliances	\$ 100,205	\$ 95,308	5.1%
Motor Vehicle and Parts	\$ 547,596	\$ 621,519	-11.9%
Non-Store Retailers	\$ 302,899	\$ 288,550	5.0%
Other	\$ 331,864	\$ 317,942	4.4%
Retail Stores	\$ 246,146	\$ 244,016	0.9%
Total	\$ 1,898,592	\$ 1,960,282	-3.1%



Lake Havasu City

Transaction Privilege Tax (TPT) Collections Report

June 2025



Accommodations plus Restaurant and Bar

Lake Havasu City collects a tax on Accommodations of 3.0% and Restaurant and Bar sales of 1.0%. The revenues generated support tourism and economic development. The Partnership of Economic Development (PED) receives \$500,000 annually, and the Convention and Visitors Bureau (Go Lake Havasu) receives \$1.6 million annually.

Month vs. Month Prior Year

Tax Type	June 2025	June 2024	% Increase/Decrease Over Prior Year
1% Restaurant and Bar	\$ 172,008	\$ 174,138	-1.2%
3% Hotel/Motel	\$ 218,045	\$ 215,519	1.2%
2% City Sales Tax	\$ 2,909,877	\$ 3,137,109	-7.2%

Fiscal YTD vs. Prior Fiscal YTD

Tax Type	2025 FYTD	2024 FYTD	% Increase/Decrease Over Prior Year
1 % Restaurant and Bar	\$ 1,884,921	\$ 1,854,786	1.6%
3% Hotel/Motel	\$ 1,929,060	\$ 1,934,606	-0.3%
2% City Sales Tax	\$ 32,427,894	\$ 32,511,424	-0.3%

Lake Havasu City

Transaction Privilege Tax (TPT) Collections Report

June 2025

