


Lake Havasu City

Transaction Privilege Tax (TPT) Collections Report

November 2025



This month's TPT Collection Report includes all collections through November (merchant collections through October 2025). The Arizona Department of Revenue provides tax collection information.

Sales tax revenues for November 2025 totaled \$3,015,239 million, up .4% from Novembers 2024's \$3,003,446 million. Overall, FY2026 revenues are tracking slightly below the prior year and budget expectations.

Fiscal YTD vs. Budget

Current Year Actual 2026 FYTD	Budget 2026 FYTD	% Increase/Decrease Over Budget
\$ 12,326,472	\$ 12,569,469	-1.9%

Fiscal YTD vs. Prior Fiscal YTD

Current Year Actual 2026 FYTD	Prior Year Actual 2025 FYTD	% Increase/Decrease Over Prior FYTD
\$ 12,326,472	\$ 12,459,167	-1.1%

Month vs. Month Prior Year

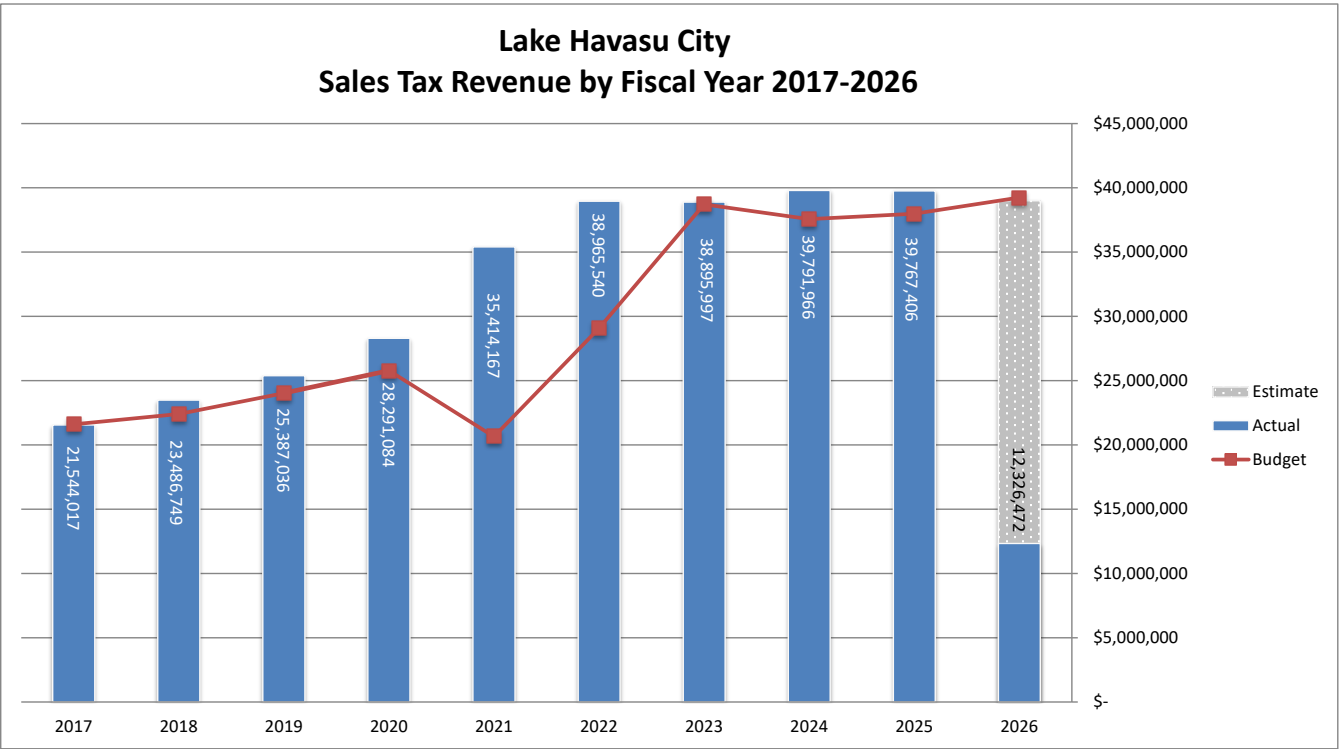
November 2025	November 2024	% Increase/Decrease Over Prior Year
\$ 3,015,239	\$ 3,003,446	0.4%

Year-to-date revenues total \$12.3 million, slightly below last year's \$12.4 million and 1.9% under budget. November reflected a broad-based slowdown, driven primarily by declines in Accommodations & Construction. These decreases were partly offset by growth in Use Tax and Restaurant & Bar. Use Tax increased 37.4% and Restaurants 6.4% in November, while Accommodations fell 18.2%, Construction decreased 13.2%, and Retail declined 3.1%. **Note: The City did not receive revenue from one hotel until December; if these funds are included, accommodations are down 7.8% vs. the prior year, and overall for November, there is a 1.5% increase vs. the prior year.**

Lake Havasu City

Transaction Privilege Tax (TPT) Collections Report

November 2025

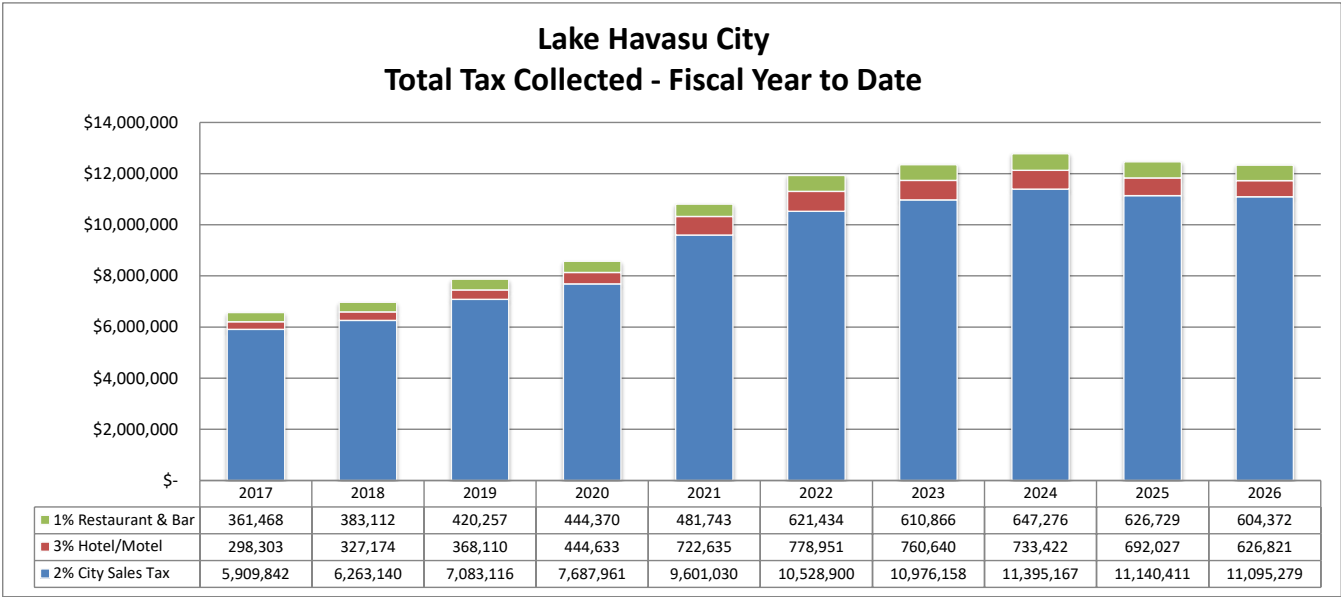


The high growth in FY21 is due to the influx of visitors from neighboring states with stricter COVID restrictions.

Lake Havasu City

Transaction Privilege Tax (TPT) Collections Report

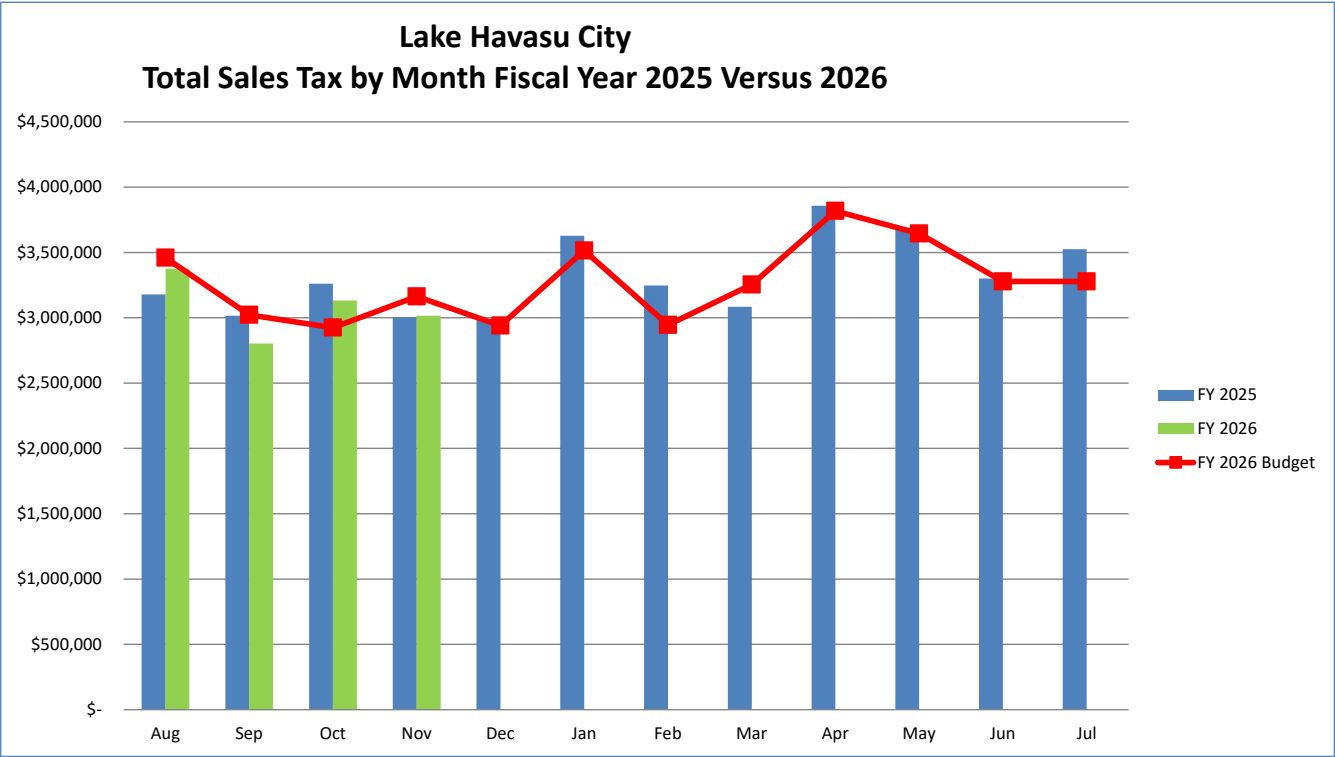
November 2025



Lake Havasu City

Transaction Privilege Tax (TPT) Collections Report

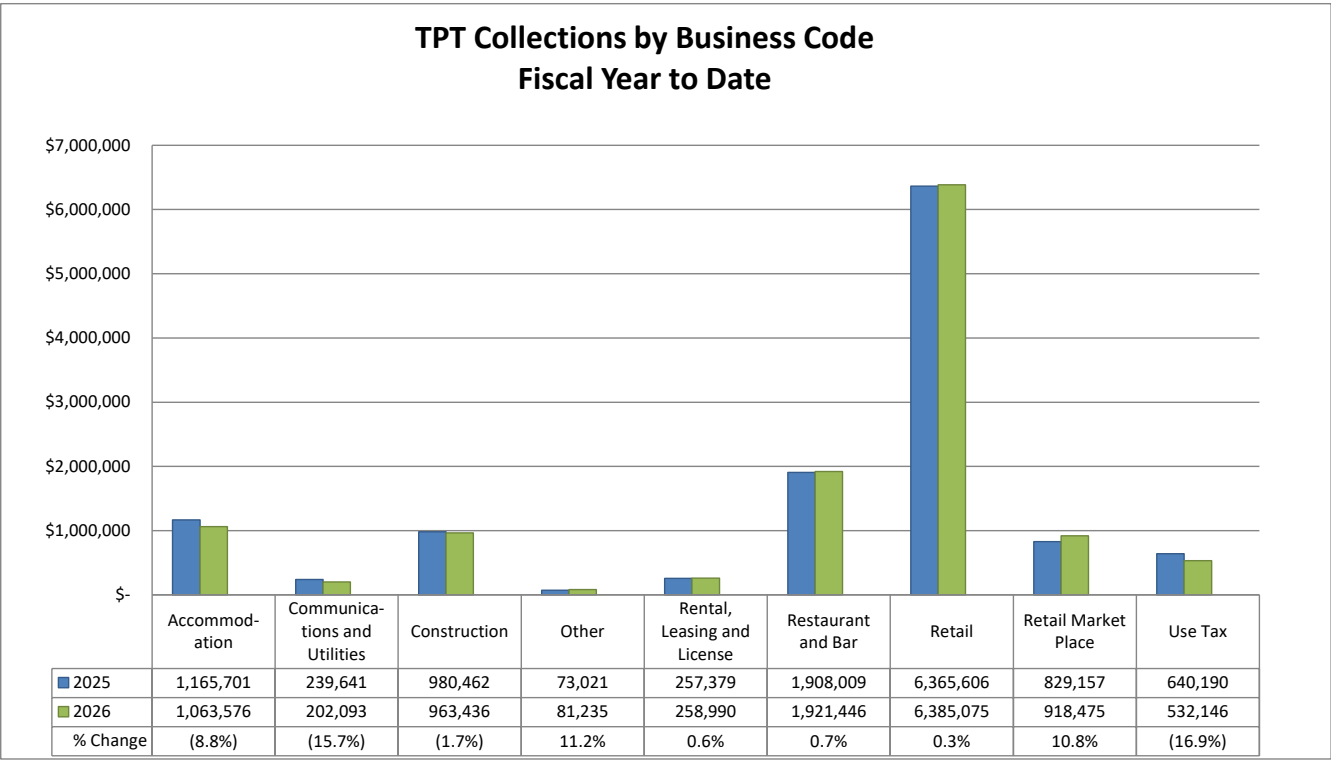
November 2025



Lake Havasu City

Transaction Privilege Tax (TPT) Collections Report

November 2025



Lake Havasu City

Transaction Privilege Tax (TPT) Collections Report

November 2025



Retail Sales

Retail sales are the most significant component of the City's overall TPT collections. In November, retail sales tax collections decreased by \$59,173 (-3.1%) from the previous year.

Month vs. Month Prior Year

Month	FY 2026	FY 2025	% Increase/Decrease Over Prior Year
November	\$ 1,827,590	\$ 1,886,763	-3.1%

Fiscal YTD vs. Prior Fiscal YTD

2026 FYTD	2025 FYTD	% Increase/Decrease Over Prior FYTD
\$ 7,303,550	\$ 7,194,764	2.3%

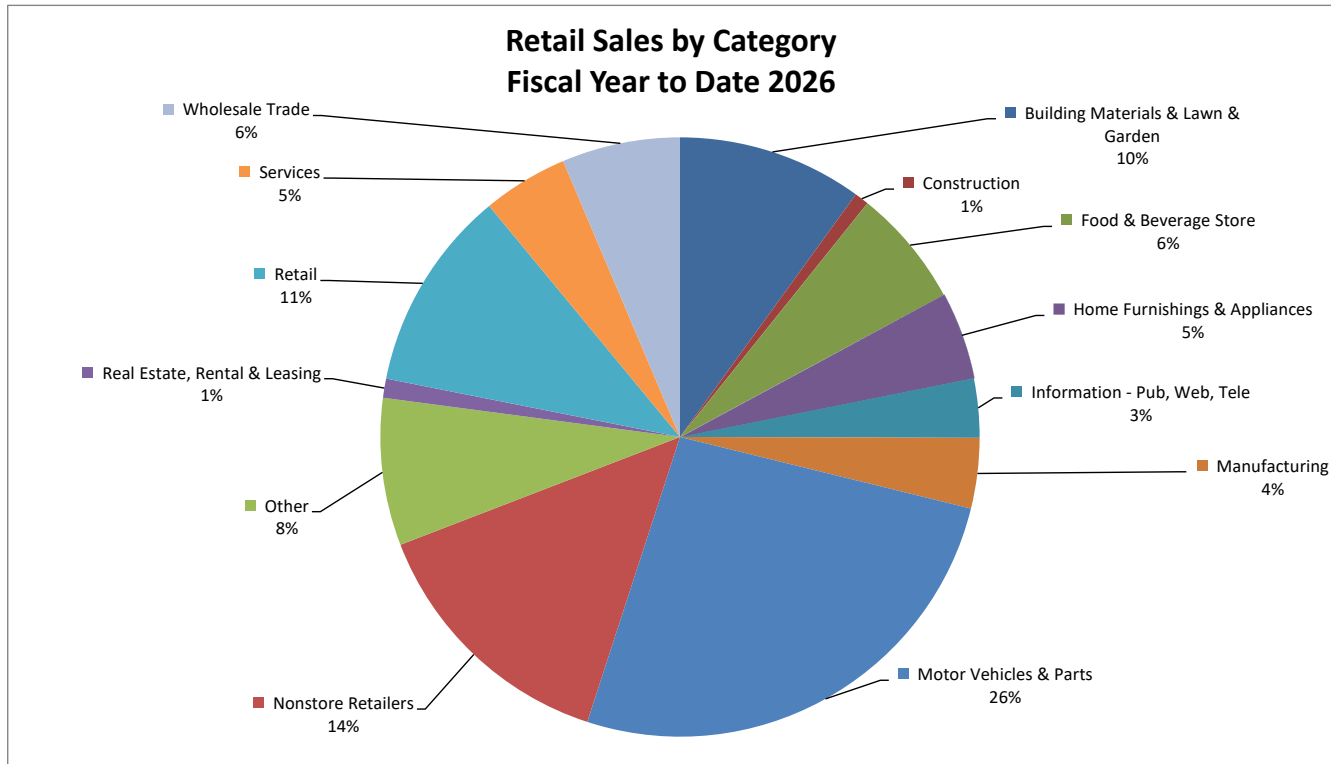
Month vs. Month Prior Year Retail Sales Categories

Retail Trade Categories	November 2025	November 2024	Change %
Building Materials & Lawn & Garden	\$ 202,581	\$ 201,997	0.3%
Construction	\$ 9,332	\$ 15,734	-40.7%
Food & Beverage Store	\$ 107,136	\$ 151,626	-29.3%
Home Furnishings & Appliances	\$ 82,274	\$ 89,043	-7.6%
Information - Pub, Web, Tele	\$ 58,691	\$ 54,615	7.5%
Manufacturing	\$ 54,559	\$ 87,589	-37.7%
Motor Vehicles & Parts	\$ 475,185	\$ 458,035	3.7%
Nonstore Retailers	\$ 280,890	\$ 255,540	9.9%
Other	\$ 145,616	\$ 150,103	-3.0%
Real Estate, Rental & Leasing	\$ 17,644	\$ 18,739	-5.8%
Retail	\$ 199,891	\$ 204,432	-2.2%
Services	\$ 86,610	\$ 86,068	0.6%
Wholesale Trade	\$ 107,180	\$ 113,243	-5.4%
Total	\$ 1,827,590	\$ 1,886,763	-3.1%

Lake Havasu City

Transaction Privilege Tax (TPT) Collections Report

November 2025



Lake Havasu City

Transaction Privilege Tax (TPT) Collections Report

November 2025



Accommodations Plus Restaurant and Bar

Lake Havasu City collects a tax on Accommodations of 3.0% and Restaurant and Bar sales of 1.0%. The revenues generated support tourism and economic development. The Partnership of Economic Development (PED) receives \$500,000 annually, and Go Lake Havasu receives \$1.6 million annually.

Month vs. Month Prior Year

Tax Type	November 2025	November 2024	% Increase/Decrease Over Prior Year
1% Restaurant and Bar	\$ 157,465	\$ 145,881	7.9%
3% Hotel/Motel	\$ 117,258	\$ 144,804	-19.0%
2% City Sales Tax	\$ 2,740,516	\$ 2,712,761	1.0%

Fiscal YTD vs. Prior Fiscal YTD

Tax Type	2026 FYTD	2025 FYTD	% Increase/Decrease Over Prior Year
1 % Restaurant and Bar	\$ 604,372	\$ 626,729	-3.6%
3% Hotel/Motel	\$ 626,821	\$ 692,027	-9.4%
2% City Sales Tax	\$ 11,095,279	\$ 11,140,411	-0.4%

Lake Havasu City

Transaction Privilege Tax (TPT) Collections Report

November 2025

