




POLICE DEPARTMENT
LAKE HAVASU CITY
2360 McCULLOCH BOULEVARD NORTH
LAKE HAVASU CITY, ARIZONA 86403-5947

To Whom It May Concern:

I hereby attest that Josh Sondrol is a Certified Intoxilyzer Quality Assurance Specialist for the Lake Havasu City Police Department.

I certify that the attached documentation of Standard Quality Assurance Procedures and/or Standard Calibration Check Procedure are full, true and correct copy of the original.

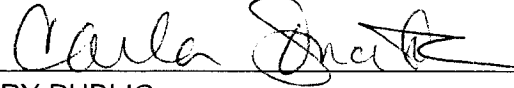


Signature

STATE OF ARIZONA)
) ss
COUNTY OF MOHAVE)

Subscribed and sworn to before me this 9 day of APRIL .

 2019 by Josh Sondrol




NOTARY PUBLIC

 4-9-19

DATE

Commission expires:



Area Code 928

Administration 855-4884
Business Office 855-1171
Investigations 855-5775
Patrol 855-0515

Fax #'s
Administration 680-5430
Business Office 680-5431
Investigations/Patrol 680-5432

Emergency 9-1-1
Non-Emergency Dispatch/ 855-4111
Havasu Silent Witness 854-TIPS

E-mail: police@lhcaz.gov

Exhibit G-2. Standard Calibration Check Procedure, Intoxilyzer Model 8000

THIS REPORT PREPARED PURSUANT TO DUTY IMPOSED BY A.A.C. R13-10-104(A)
ARIZONA DEPARTMENT OF PUBLIC SAFETY
STANDARD QUALITY ASSURANCE PROCEDURES
INTOXILYZER MODEL 8000
STANDARD CALIBRATION CHECK PROCEDURE

QA SPECIALIST J. Sondrol 187 AGENCY LNC PD
DATE 4/9/19 TIME 0950
INTOXILYZER SERIAL # 80-003356 LOCATION JAIL

- () 1. Ensure that gas tank is attached to instrument and contains a standard alcohol concentration solution .100 AC.
OR
Pour a standard alcohol concentration solution _____ AC, into a clean dry simulator and assemble the simulator. Ensure that a tight seal has been made. Turn on the simulator and allow temperature to reach 34° C ± 0.2° C
- () 2. Intoxilyzer 8000 display reads "PUSH BUTTON TO START"
- () 3. Go to the "Control Testing Menu". Select "D" for dry control test or "W" for wet control test. After selection is made press ENTER.
- () 4. Air blank completed.
- () 5. Calibration check completed. Test results 0. 098 AC.
- () 6. Air blank completed.
- () 7. Remove printed record. Attach the record to the completed checklist.

J. Sondrol

SIGNATURE J. Sondrol 187

INTOXILYZER 8000
Instrument Initialization
09:15:03 04/09/2019

DPS Form Exh G-2 (Rev 05-01)

Historical Note
New Exhibit G-2 made by final rulemaking at 12 A.A.R. 1916, effective 9:00 a.m., May 18, 2006

INTOXILYZER 8000
 Location: JAIL
 Serial Number: 80-003356
 Core Version: 8105.48
 04/09/2019 09:50:51

Standard Lot#: 13917100A1
 Last Changed By: J. SONDROL #187

OAS: J. SONDROL #187
 LAKE HAVASU CITY PD

Operator: J. SONDROL #187
 LAKE HAVASU CITY PD

Test	g/210L	Time
Air Blank	0.000	09:51:21
0.100 Cal Check	0.098	09:51:42
Air Blank	0.000	09:52:11

Exhibit G-4. Standard Quality Assurance Procedure Intoxilyzer, Model 8000

THIS REPORT PREPARED PURSUANT TO DUTY IMPOSED BY A.A.C. R13-10-104(A)

ARIZONA DEPARTMENT OF PUBLIC SAFETY
STANDARD QUALITY ASSURANCE PROCEDURES
INTOXILYZER MODEL 8000
STANDARD QUALITY ASSURANCE PROCEDURE

QA SPECIALIST J Sondrol 187 AGENCY LNC PD
DATE 4/9/19 TIME 0955
INTOXILYZER SERIAL # 80-003356 LOCATION JAIL

(X) 1. Display Reads "PUSH BUTTON TO START"

DIAGNOSTIC TESTS

- (X) 1. Clock time check.
(X) 2. Date check.

OPERATIONAL TESTS

- (X) 1. Alcohol-free subject test result 0.000 AC.
(X) 2. Error recognition logic system functioning.
Not a Successfully Completed Test Sequence printed
(X) 3. Proper sample recognition system.
Not a Successfully Completed Test Sequence printed
Deficient sample printed.
(X) 4. Standard Calibration Check standard 0.100 AC. Result 0.098 AC.

Instrument is operating properly and accurately. YES (X) NO

COMMENTS THIS INSTRUMENT IS REPLACING THE JAIL
DUE TO QUARTERLY MAINTENANCE ON THAT ONE.

SIGNATURE J Sondrol 187

DPS Form Exh G-4 (Rev 05-01)

INTOXILYZER 8000
Location: JAIL
Serial Number: 80-003356
Core version: 8105.48
04/09/2019 09:55:19

Standard Lot#: 13917100A1
Last Changed By: J. SONDROL #187

QAS: J. SONDROL #187
LAKE HAVASU CITY PD

Operator: J. SONDROL #187
LAKE HAVASU CITY PD

Subject: SQAP, TEST
DOB: 01/01/1940
Sex: M Weight: 123

15 Minute Deprivation Period? Yes

Historical Note

New Exhibit G-4 made by final rulemaking at 12 A.A.R. 1916, effective 9:00 a.m., May 18, 20

Table with columns: Test, g/210L, Time. Rows include: Air Blank (0.000, 18:01:14), Diagnostic Test (Pass, 18:01:52), Air Blank (0.000, 18:02:19), 0.100 Cal Check (0.098, 18:02:47), Air Blank (0.000, 18:03:10), Subject Test (0.199*, 18:06:17), Air Blank (1.000, 18:06:50), Air Blank (0.000, 18:07:17), Subject Test (0.000, 18:08:05), Air Blank (0.000, 18:08:32), Wait (18:33:33), Air Blank (18:44:05), Subject Test (18:44:05), Air Blank (18:44:19).

Table with columns: Test, g/210L, Time. Rows include: Air Blank (0.000, 09:56:28), Diagnostic Test (Pass, 09:56:46), Air Blank (0.000, 09:57:13), 0.100 Cal Check (0.097, 09:57:34), Air Blank (0.000, 09:58:04), Subject Test (0.000, 09:58:27), Air Blank (0.000, 09:58:54), Wait (ABT*, 09:58:54), Air Blank (IPS**, 09:59:21).

*Sequence Aborted
**Improper Sample

Exhibit G-2. Standard Calibration Check Procedure, Intoxilyzer Model 8000

THIS REPORT PREPARED PURSUANT TO DUTY IMPOSED BY A.A.C. 12-10-104(A)
ARIZONA DEPARTMENT OF PUBLIC SAFETY
STANDARD QUALITY ASSURANCE PROCEDURES
INTOXILYZER MODEL 8000
STANDARD CALIBRATION CHECK PROCEDURE

QA SPECIALIST J. Sondrol 187 AGENCY LHC PD
DATE 4/9/19 TIME 1017
INTOXILYZER SERIAL # 80-003356 LOCATION JAIL

- () 1. Ensure that gas tank is attached to instrument and contains a standard alcohol concentration solution .100 AC.
OR
Pour a standard alcohol concentration solution _____ AC, into a clean dry simulator and assemble the simulator. Ensure that a tight seal has been made. Turn on the simulator and allow temperature to reach 34° C ± 0.2° C
- () 2. Intoxilyzer 8000 display reads "PUSH BUTTON TO START"
- () 3. Go to the "Control Testing Menu". Select "D" for dry control test or "W" for wet control test. After selection is made press ENTER.
- () 4. Air blank completed.
- () 5. Calibration check completed. Test results 0. _____ AC.
- () 6. Air blank completed.
- () 7. Remove printed record. Attach the record to the completed checklist.

SIGNATURE J. Sondrol 187

DPS Form Exh G-2 (Rev 05-01)

Historical Note
New Exhibit G-2 made by final rulemaking at 12 A.A.R. 1916, effective 9:00 a.m., May 18, 2016

INTOXILYZER 8000
Location: JAIL
Serial Number: 80-003356
Core Version: 8105.48
04/09/2019 J. Sondrol
10:17:06

Standard Lot#: 13917100A1
Last Changed By: J. SONDROL #187

QAS: J. SONDROL #187
LAKE HAVASU CITY PD

Operator: J. SONDROL #187
LAKE HAVASU CITY PD

Test	g/210L	Time
Air Blank	0.000	10:17:35
0.100 Cal Check	0.099	10:17:56
Air Blank	0.000	10:18:26

Preventative Maintenance
Performed -- Timer Reset