




POLICE DEPARTMENT
LAKE HAVASU CITY
 2360 McCULLOCH BOULEVARD NORTH
 LAKE HAVASU CITY, ARIZONA 86403-5947

To Whom It May Concern:

I hereby attest that Josh Sondrol is a Certified Intoxilyzer Quality Assurance Specialist for the Lake Havasu City Police Department.

I certify that the attached documentation of Standard Quality Assurance Procedures and/or Standard Calibration Check Procedure are full, true and correct copy of the original.




 Signature

STATE OF ARIZONA)
) ss
 COUNTY OF MOHAVE)

Subscribed and sworn to before me this 16 day of August.

2019 by Josh Sondrol

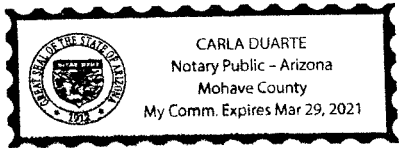


 NOTARY PUBLIC

Aug. 16, 2019

 DATE

Commission expires:



Area Code 928

Administration	855-4884	Fax #'s		Emergency	9-1-1
Business Office	855-1171	Administration	680-5430	Non-Emergency Dispatch/	855-4111
Investigations	855-5775	Business Office	680-5431	Havasu Silent Witness	854-TIPS
Patrol	855-0515	Investigations/Patrol	680-5432		

E-mail: police@lhcaz.gov

Exhibit G-2. Standard Calibration Check Procedure, Intoxilyzer Model 8000

THIS REPORT PREPARED PURSUANT TO DUTY IMPOSED BY A.A.C. R13-10-104(A)
ARIZONA DEPARTMENT OF PUBLIC SAFETY
STANDARD QUALITY ASSURANCE PROCEDURES
INTOXILYZER MODEL 8000
STANDARD CALIBRATION CHECK PROCEDURE

QA SPECIALIST J. SANDS 187 AGENCY CNC PD
DATE 8/16/19 TIME 1102
INTOXILYZER SERIAL # 80-003355 LOCATION JAIL

() 1. Ensure that gas tank is attached to instrument and contains a standard alcohol concentration solution .100 AC.
OR

Pour a standard alcohol concentration solution _____ AC, into a clean dry simulator and assemble the simulator. Ensure that a tight seal has been made. Turn on the simulator and allow temperature to reach 34° C ± 0.2° C

- () 2. Intoxilyzer 8000 display reads "PUSH BUTTON TO START"
- () 3. Go to the "Control Testing Menu". Select "D" for dry control test or "W" for wet control test. After selection is made press ENTER.
- () 4. Air blank completed.
- () 5. Calibration check completed. Test results 0. 099 AC.
- () 6. Air blank completed.
- () 7. Remove printed record. Attach the record to the completed checklist.

SIGNATURE [Signature]

DPS Form Exh G-2 (Rev 05-01)

Historical Note

New Exhibit G-2 made by final rulemaking at 12 A.A.R. 1916, effective 9:00 a.m., May 18, 2006 (Supp. 06-2).

8187

INTOXILYZER 8000
Location: JAIL
Serial Number: 80-003355
Core Version: 8105.48
08/16/2019 11:02:00

Standard Lot#: 13518100A1
Last Changed By: J. SONDROL #187

QAS: J. SONDROL #187
LAKE HAVASU CITY PD

Operator: J. SONDROL #187
LAKE HAVASU CITY PD

Test	g/210L	Time
Air Blank	0.000	11:02:36
0.100 Cal Check	0.099	11:02:57
Air Blank	0.000	11:03:26

Preventative Maintenance
Performed -- Timer Reset

Exhibit G-4. Standard Quality Assurance Procedure Intoxilyzer, Model 8000

THIS REPORT PREPARED PURSUANT TO DUTY IMPOSED BY A.A.C. R13-10-104(A)

ARIZONA DEPARTMENT OF PUBLIC SAFETY
STANDARD QUALITY ASSURANCE PROCEDURES
INTOXILYZER MODEL 8000
STANDARD QUALITY ASSURANCE PROCEDURE

QA SPECIALIST J. Sandoval 187 AGENCY UNCAPD
DATE 8/15/19 TIME 1104
INTOXILYZER SERIAL # 80-003355 LOCATION JAIL

(1. Display Reads "PUSH BUTTON TO START"

DIAGNOSTIC TESTS

- (1. Clock time check.
- (2. Date check.

OPERATIONAL TESTS

- (1. Alcohol-free subject test result 0. 000 AC.
- (2. Error recognition logic system functioning.
Not a Successfully Completed Test Sequence printed
- (3. Proper sample recognition system.
Not a Successfully Completed Test Sequence printed
Deficient sample printed.
- (4. Standard Calibration Check standard 0. 100 AC. Result 0. 100 AC.

Instrument is operating properly and accurately. YES NO

COMMENTS _____

SIGNATURE J. Sandoval 187

DPS Form Exh G-4 (Rev 05-01)

Historical Note

New Exhibit G-4 made by final rulemaking at 12 A.A.R. 1916, effective 9:00 a.m., May 18, 2006 (Supp. 06-2).

INTOXILYZER 8000
Location: JAIL
Serial Number: 80-003355
Core Version: 8105.48
08/16/2019

11:04:07

Standard Lot#: 13518100A1
Last Changed By: J. SONDROL #187

QAS: J. SONDROL #187
LAKE HAVASU CITY PD

Operator: J. SONDROL #187
LAKE HAVASU CITY PD

Subject: SQAP,TEST
DOB: 01/01/1950
Sex: M Weight: 123

15 Minute Deprivation Period? Yes

Test	g/210L	Time
Air Blank	0.000	11:04:52
Diagnostic Test	Pass	11:05:27
Air Blank	0.000	11:05:55
0.100 Cal Check	0.099	11:06:15
Air Blank	0.000	11:06:45
Subject Test	0.000	11:07:00
Air Blank	ABT*	11:07:07
Air Blank	IPS**	11:07:14

*Sequence Aborted

**Improper Sample

Not a Successfully Completed Test Sequence

INTOXILYZER 8000
Location: JAIL
Serial Number: 80-003355
Core Version: 8105.48
08/16/2019

11:07:49

Standard Lot#: 13518100A1
Last Changed By: J. SONDROL #187

QAS: J. SONDROL #187
LAKE HAVASU CITY PD

Operator: J. SONDROL #187
LAKE HAVASU CITY PD

Subject: SQAP,TEST
DOB: 01/01/1950
Sex: M Weight: 123

15 Minute Deprivation Period? Yes

Test	g/210L	Time
Air Blank	0.000	11:08:34
Diagnostic Test	Pass	11:09:09
Air Blank	0.000	11:09:37
0.100 Cal Check	0.100	11:09:57
Air Blank	0.000	11:10:27
Subject Test	0.062*	11:13:34
Air Blank	0.000	11:14:06
Air Blank	0.000	11:14:34
Subject Test	XXX**	11:14:59
Air Blank	RFI***	11:15:07

*Deficient Sample

**Invalid Sample

Begin new deprivation period

***RFI Detect

Not a Successfully Completed Test Sequence

Exhibit G-2. Standard Calibration Check Procedure, Intoxilyzer Model 8000

THIS REPORT PREPARED PURSUANT TO DUTY IMPOSED BY A.A.C. R13-10-104(A)
ARIZONA DEPARTMENT OF PUBLIC SAFETY
STANDARD QUALITY ASSURANCE PROCEDURES
INTOXILYZER MODEL 8000
STANDARD CALIBRATION CHECK PROCEDURE

QA SPECIALIST J Sondreal 187 AGENCY LNC PD
DATE 8/16/19 TIME 1117
INTOXILYZER SERIAL # 80-003355 LOCATION JAIL

() 1. Ensure that gas tank is attached to instrument and contains a standard alcohol concentration solution .100 AC.
OR

Pour a standard alcohol concentration solution _____ AC. into a clean dry simulator and assemble the simulator. Ensure that a tight seal has been made. Turn on the simulator and allow temperature to reach 34° C ± 0.2° C

- () 2. Intoxilyzer 8000 display reads "PUSH BUTTON TO START"
- () 3. Go to the "Control Testing Menu". Select "D" for dry control test or "W" for wet control test. After selection is made press ENTER.
- () 4. Air blank completed.
- () 5. Calibration check completed. Test results 0. 0.98 AC.
- () 6. Air blank completed.
- () 7. Remove printed record. Attach the record to the completed checklist.

SIGNATURE J Sondreal 187

DPS Form Exh G-2 (Rev 05-01)

Historical Note
New Exhibit G-2 made by final rulemaking at 12 A.A.R. 1916, effective 9:00 a.m., May 18, 2006 (Supp. 06-2).

INTOXILYZER 8000
Location: JAIL
Serial Number: 80-003355
Core Version: 8105.48
08/16/2019

11:17:03

Standard Lot#: 13518100A1
Last Changed By: J. SONDROL #187

QAS: J. SONDROL #187
LAKE HAVASU CITY PD

Operator: J. SONDROL #187
LAKE HAVASU CITY PD

Test	g/210L	Time
Air Blank	0.000	11:17:32
0.100 Cal Check	0.098	11:17:53
Air Blank	0.000	11:18:23

Preventative Maintenance
Performed -- Timer Reset

187