




POLICE DEPARTMENT  
**LAKE HAVASU CITY**  
 2360 McCULLOCH BOULEVARD NORTH  
 LAKE HAVASU CITY, ARIZONA 86403-5947

To Whom It May Concern:

I hereby attest that Louis H. Plunkett III is a certified Intoxilyzer Quality Assurance Specialist for the Lake Havasu City Police Department.


I certify that the attached documentation of Standard Quality Assurance Procedures and/or Standard Calibration Check Procedures are a full, true, and correct copy of the original.

  
 \_\_\_\_\_  
 Signature

STATE OF ARIZONA        )  
   ) ss  
 COUNTY OF MOHAVE     )


Subscribed and sworn to before me this 22<sup>nd</sup> day of DECEMBER, 2018

by Wanda R. Skinner \_\_\_\_\_

  
 \_\_\_\_\_  
 NOTARY PUBLIC

Dec. 22, 2018  
 \_\_\_\_\_  
 DATE

Commission expires: FEB. 24, 2021



Area Code 928

Administration ..... 855-4884  
 Business Office ..... 855-1171  
 Investigations ..... 855-5775  
 Patrol ..... 855-0515

Fax #'s  
 Administration ..... 680-5430  
 Business Office ..... 680-5431  
 Investigations/Patrol ..... 680-5432

Emergency ..... 9-1-1  
 Non-Emergency Dispatch/ ..... 855-4111  
 Havasu Silent Witness ..... 854-TIPS

E-mail: [police@lhcaz.gov](mailto:police@lhcaz.gov)

Exhibit G-2. Standard Calibration Check Procedure, Intoxilyzer Model 8000

THIS REPORT PREPARED PURSUANT TO DUTY IMPOSED BY A.A.C. R13-10-104(A)  
ARIZONA DEPARTMENT OF PUBLIC SAFETY  
STANDARD QUALITY ASSURANCE PROCEDURES  
INTOXILYZER MODEL 8000  
STANDARD CALIBRATION CHECK PROCEDURE

QA SPECIALIST LOUIS H. BLUNKETT III 853 AGENCY WPCPD

DATE 12-22-18 TIME 1358

INTOXILYZER SERIAL # 80-003355 LOCATION WPCPD JAIL

- 1. Ensure that gas tank is attached to instrument and contains a standard alcohol concentration solution 100 AC.  
OR  
Pour a standard alcohol concentration solution \_\_\_\_\_ AC. into a clean dry simulator and assemble the simulator. Ensure that a tight seal has been made. Turn on the simulator and allow temperature to reach 34° C ± 0.2° C
- 2. Intoxilyzer 8000 display reads "PUSH BUTTON TO START"
- 3. Go to the "Control Testing Menu". Select "D" for dry control test or "W" for wet control test. After selection is made press ENTER.
- 4. Air blank completed.
- 5. Calibration check completed. Test results 0. 101 AC.
- 6. Air blank completed.
- 7. Remove printed record. Attach the record to the completed checklist.

SIGNATURE  853

DPS Form Exh G-2 (Rev 05-01)

**Historical Note**  
New Exhibit G-2 made by final rulemaking at 12 A.A.R. 1916, effective 9:00 a.m., May 18, 2006 (Supp 06-2).

INTOXILYZER 3000

Location: JAIL

Serial Number: 80-003355

Core Version: 8105.43

12/22/2018

13:58:19

-----  
Standard Lot#: 1391700A1

Last Changed By: J. SONDRON #187

-----  
QAS: L. PLUNKETT III #253

LAKE HAVASU CITY PD

-----  
Operator: L. PLUNKETT III #253

LAKE HAVASU CITY PD

-----  
Test                                   g/200L                                   Time  
-----  
Air Blank                                   0.000                                   13:58:54  
0.100 Cal Check                           0.101                                   13:59:14  
Air Blank                                   0.000                                   13:59:44

Preventative Maintenance  
Performed -- Timer Reset